

Guadalupe County Treasurer's Monthly and Investment Report

For the Month Ended
December 31, 2019

Submitted by
Honorable Linda Douglass
Guadalupe County Treasurer

Table of Contents

Treasurer's Monthly Report

Treasurer's Letter of Transmittal	Page 2
Certification by County Treasurer	Page 3
Affidavit	Page 4
Statement of Receipts and Disbursements	Page 5
Debt Service Schedule	Page 6
Monthly Departmental Revenues FY 19/20	Page 7
County Sales and Use Tax Comparison Summary 2019/2020	Page 8
Departmental Compensatory Time Liability Report	Page 9
Payroll History Report	Page 10
TCDRS Monthly Report	Page 11
Annual Juror Donations and Charities	Page 12

Treasurer's Investment Report

General Statement	Page 13
Cash Balances	Page 14
Collateral Adequacy	Page 14
Investment Strategy	Page 14-15
Description of Investment Instruments	Page 16
Portfolio by Type of Investment	Page 17
Interest Rates History by Month and Year	Page 18
Interest Earnings by Fund	Page 19
General Ledger Bank Reconciliations Cash in Bank	Page 20
Guadalupe County Investment Portfolio	Page 21-23



February 18, 2020

To: County Judge Kyle Kutscher and Commissioners' Court

From: Linda Douglass, Guadalupe County Treasurer

Re: Treasurer's Monthly/Investment Report

Honorable Members of the Commissioners' Court:

Attached you will find the transmittal of the County Treasurer's Report to Commissioners' Court for money received and disbursed; debts due to and owed by the county; and all other proceedings in the Treasurer's office for the month ended December 31, 2019 as required by the Texas Local Government Code Section 114.026.

In accordance with the provisions of Government Code 2256.023, the Public Funds Investment Act, which require at least quarterly reporting of investment transactions for county funds to the Commissioners' Court. The investments held in Guadalupe County's portfolio comply with the Public Funds Investment Act and Guadalupe County Investment Policy and Strategies.

Also, in accordance with State Law, the books and accounts of the County Treasurer are available to Commissioners' Court for inspection and examination, as desired. This report is also filed with the County Clerk as the official records management officer for Guadalupe County.

Should you have any questions concerning the information provided in this report or request for additional information, please contact me at (830) 303-4188, ext. 1338.

Respectfully Submitted,

A handwritten signature in blue ink that reads "Linda Douglass".

Linda Douglass, CCT, CIO
Guadalupe County Treasurer

CERTIFICATION BY COUNTY TREASURER

THE STATE OF TEXAS §

COUNTY OF Guadalupe County §

February 18, 2020

I, the undersigned, County Treasurer of Guadalupe County, Texas, do hereby swear and affirm that the attached Guadalupe County Treasurer's Monthly and Investment Report to be a true and correct statement, to the best of my knowledge, of all accounts under the control of Guadalupe County Treasurer for the month ended December 31, 2019.


Linda Douglass

Linda Douglass, CCT, CIO
Guadalupe County Treasurer

THE STATE OF TEXAS
THE COUNTY OF GUADALUPE

This instrument was sworn and subscribed before me on this 11 day of February 2020.

Seal



Mirsha Palomares

Notary Public

A F F I D A V I T
COUNTY TREASURER'S MONTHLY/INVESTMENT REPORT FOR
THE MONTH ENDED DECEMBER 31, 2019

WHEREAS, in accordance with Section §114.026 of the Texas Local Government Code, the County Treasurer shall make a detailed report of money received and disbursed; debts due to and owed by the county; and all other proceedings in the Treasurer's office shall be presented at the regular meeting of the Commissioners Court.

We the undersigned hereby certify and approve to the best of our knowledge and belief, that the attached information is a true and a complete list of all amounts received and paid from each fund since the County Treasurer's preceding report, and any balance remaining in the Treasurer's hand on the said 31st day of December 2019.

FURTHER, the amount of cash and other assets that were in the custody of the County Treasurer at the time of the examination was **\$78,486,600.00** as the Guadalupe County Investment Officer. This report has been prepared in compliance with the Local Government Code 116.112 and in accordance with Government Code, Subchapter A, Chapter 2256, Public Funds Investment Act.

THEREFORE, In accordance with Texas Local Government Code Section 114.026 and Section 116.112, I hereby submit my December 31, 2019 reports as required by law for the Guadalupe County Commissioners' Court review and approval.

Submitted by:



Honorable Linda Douglass, Guadalupe County Treasurer

APPROVED this 18th day of February 2020



Kyle Kutscher
County Judge




Greg Seidenberger
Commissioner Pct. 1




Jim Wolverton
Commissioner Pct. 3

ATTEST:



Teresa Kiel
County Clerk



Drew Engelke
Commissioner Pct. 2



Judy Cope
Commissioner Pct. 4



A complete detail copy of the Treasurer's Report is available in the County Treasurer's office or an official copy may be purchased at the County Clerk's office. The County Clerk is the official custodian of the Commissioners Court records.

**STATEMENT OF RECEIPTS AND DISBURSEMENTS
FOR THE MONTH ENDED DECEMBER 31, 2019**

FUND	DESCRIPTION	BEGINNING BALANCE	TOTAL DEBITS	TOTAL CREDITS	ENDING BALANCE - GL	INVESTMENTS BALANCE - GL	MONEY MARKET BALANCE - GL	FUND BALANCE
100	GENERAL FUND	\$ (4,746,481.30)	\$ 7,592,391.18	\$ 5,826,390.28	\$ (2,980,480.40)	\$ 52,337,008.74	\$ 74,501.57	\$ 49,431,029.91
100	PAYROLL FUND	\$ 441,826.79	\$ 3,610,729.43	\$ 3,556,137.22	\$ 496,419.00			\$ 496,419.00
100	JURY FUND	\$ 1,772.16	\$ 10,002.50	\$ 540.00	\$ 11,234.66			\$ 11,234.66
100	FUB INVESTMENT ACCT	\$ 24,731.25	\$ 2,512.31	\$ 26,829.31	\$ 414.25	\$ -		\$ 414.25
200	ROAD & BRIDGE	\$ 308,145.43	\$ 945,182.94	\$ 1,002,450.19	\$ 250,878.18	\$ 7,072,485.75	\$ 417,388.06	\$ 7,740,751.99
201	CETRZ FUND	\$ 45,736.19	\$ -	\$ -	\$ 45,736.19	\$ 350,000.00	\$ -	\$ 395,736.19
400	LAW LIBRARY FUND	\$ 95,212.19	\$ 4,915.70	\$ 1,493.65	\$ 98,634.24	\$ 150,000.00	\$ -	\$ 248,634.24
403	SHERIFF'S STATE FORFEITURE	\$ 434,503.39	\$ 109.80	\$ 14,019.56	\$ 420,593.63			\$ 420,593.63
405	SHERIFF'S FEDERAL FORFEITURE	\$ 95,113.00	\$ 14,523.18	\$ 1,985.49	\$ 107,650.69			\$ 107,650.69
408	FIRE CODE INSPECTION FEE FUND	\$ 164,710.22	\$ 1,269.61	\$ 852.73	\$ 165,127.10			\$ 165,127.10
409	SHERIFF'S DONATION FUND	\$ 7,760.37	\$ 5,424.00	\$ 3,405.32	\$ 9,779.05			\$ 9,779.05
410	CO. CLERK RECORDS MGMT FUND	\$ 90,870.44	\$ 26,697.43	\$ 43,856.99	\$ 73,710.88	\$ 940,000.00	\$ -	\$ 1,013,710.88
411	CO. CLERK RECORDS ARCHIVE-GF	\$ 155,813.81	\$ 26,543.25	\$ -	\$ 182,357.06	\$ 206,376.31	\$ -	\$ 388,733.37
412	COUNTY RECORDS MGMT	\$ 122,448.41	\$ 2,218.98	\$ 17,009.66	\$ 107,657.73			\$ 107,657.73
413	VITAL STATISTICS PRESERVATION-GF	\$ 11,279.69	\$ 495.00	\$ 1,195.22	\$ 10,579.47			\$ 10,579.47
414	COURTHOUSE SECURITY	\$ 62,817.66	\$ 5,390.00	\$ 4,188.07	\$ 64,019.59			\$ 64,019.59
415	DISTRICT CLERK RECORDS MGMT	\$ 21,205.39	\$ 726.62	\$ -	\$ 21,932.01			\$ 21,932.01
416	JUSTICE COURT TECHNOLOGY	\$ 78,190.63	\$ 2,201.44	\$ 2,800.50	\$ 77,591.57			\$ 77,591.57
417	CO&DIST COURT TECHNOLOGY FUND	\$ 24,188.37	\$ 219.59	\$ -	\$ 24,407.96			\$ 24,407.96
418	JUSTICE COURT SECURITY	\$ 17,488.18	\$ 548.66	\$ -	\$ 18,036.84			\$ 18,036.84
420	SURPLUS FUNDS-ELECTION CONTRACT	\$ 139,958.20	\$ 2,800.32	\$ 3,081.00	\$ 139,677.52			\$ 139,677.52
422	HAVA FUND	\$ -	\$ -	\$ -	\$ -			\$ -
430	COURT REPORTER FEE (GC 51.601)	\$ 15,952.62	\$ 2,457.87	\$ 9,423.00	\$ 8,987.49			\$ 8,987.49
431	FAMILY PROTECTION FEE FUND	\$ 79,945.32	\$ 686.70	\$ 5,000.00	\$ 75,632.02			\$ 75,632.02
432	DIST CLK RECORDS ARCHIVE-GF	\$ 67,352.52	\$ 1,381.03	\$ 30,000.00	\$ 38,733.55			\$ 38,733.55
433	COURT RECORDS PRESERVATION-GF	\$ 18,663.14	\$ 1,719.96	\$ 25,549.62	\$ (5,166.52)	\$ 125,000.00	\$ -	\$ 119,833.48
435	ALTERNATIVE DISPUTE RESOLUTION	\$ 54,403.77	\$ 1,638.38	\$ -	\$ 56,042.15	\$ 325,000.00	\$ -	\$ 381,042.15
436	COURT-INITIATED GUARDIANSHIPS	\$ 34,178.23	\$ 560.00	\$ 400.00	\$ 34,338.23			\$ 34,338.23
437	CHILD SAFETY FEE-GF	\$ 83,815.16	\$ 4,863.44	\$ 42,500.00	\$ 46,178.60	\$ 100,000.00		\$ 146,178.60
439	CHILD WELFARE BOARD	\$ 9,965.94	\$ 20,203.56	\$ 1,654.59	\$ 28,514.91			\$ 28,514.91
440	COUNTY DRUG COURTS FUND-GF	\$ 49,159.75	\$ 515.00	\$ 74.19	\$ 49,600.56			\$ 49,600.56
445	CA PRE-TRIAL INTERVENTION PROG	\$ 6,950.00	\$ 2,500.00	\$ 1,750.00	\$ 7,700.00			\$ 7,700.00
446	COUNTY ATTORNEY ST FORFEITURE	\$ -	\$ -	\$ -	\$ -		\$ 316,456.74	\$ 316,456.74
447	CA STATE FUNDS	\$ 4,844.57	\$ -	\$ 2,870.81	\$ 1,973.76			\$ 1,973.76
453	CONSTABLE 3 STATE FORFEITURE	\$ 355.44	\$ 0.68	\$ -	\$ 356.12			\$ 356.12
463	CONSTABLE 3 FEDERAL FORFEITURE	\$ 2,964.56	\$ -	\$ -	\$ 2,964.56			\$ 2,964.56
499	EMPLOYEE FUND-GF	\$ 13,566.09	\$ -	\$ 107.95	\$ 13,458.14			\$ 13,458.14
500	SPECIAL VIT INTERST FUND	\$ 541.97	\$ -	\$ -	\$ 541.97			\$ 541.97
501	COUNTY ATTORNEY HOT CHECK FEES	\$ 18,427.63	\$ 191.07	\$ 411.72	\$ 18,206.98			\$ 18,206.98
505	LAW ENFORCEMENT TRAINING FUND	\$ 14,901.30	\$ -	\$ 100.00	\$ 14,801.30			\$ 14,801.30
600	DEBT SERVICE	\$ 17,842.85	\$ 100,002.79	\$ 100,000.00	\$ 17,845.64	\$ 1,466,094.59	\$ -	\$ 1,483,940.23
700	CAPITOL PROJECT	\$ 3,319,109.97	\$ -	\$ -	\$ 3,319,109.97	\$ 4,200,000.00	\$ -	\$ 7,519,109.97
701	TAX NOTES SERIES 2017	\$ -	\$ -	\$ -	\$ -		\$ 2,157,742.46	\$ 2,157,742.46
702	DEPT OF HOMELAND SECURITY (FEMA)	\$ 1,681.20	\$ -	\$ -	\$ 1,681.20			\$ 1,681.20
800	JAIL COMMISSARY FUND	\$ 259,547.62	\$ 33,361.97	\$ 36,466.01	\$ 256,443.58			\$ 256,443.58
850	EMPLOYEE HEALTH BENEFITS	\$ 520,646.28	\$ 568,244.67	\$ 644,872.22	\$ 444,018.73	\$ 4,167,809.26	\$ -	\$ 4,611,827.99
855	WORKERS' COMPENSATION FUND	\$ 66,811.81	\$ 28,321.13	\$ -	\$ 95,132.94	\$ -	\$ 207,683.79	\$ 302,816.73
TOTALS		\$ 2,258,918.21	\$ 13,021,550.19	\$ 11,407,415.30	\$ 3,873,053.10	\$ 71,439,774.65	\$ 3,173,772.62	\$ 78,486,600.37

Submitted by: Honorable Linda Douglass
Guadalupe County Treasurer

GUADALUPE COUNTY, TEXAS

Debt Service Schedule - Outstanding Debt

CERTIFICATES OF OBLIGATION, SERIES 2013

In May 2013, the Guadalupe County Commissioners Court issued \$5,000,000 in certificates of obligation for the remodeling of the 2nd floor of the Justice Center and for replacing the air conditioning and heating system at the County Jail.

FISCAL YEAR	PRINCIPAL DUE 2/1	INTEREST RATE	INTEREST DUE 2/1	INTEREST DUE 8/1	TOTAL
2016	\$ -	1.15%	\$ -	\$ -	\$ -
2017	\$ -	1.30%	\$ -	\$ -	\$ -
2018	\$ -	1.40%	\$ -	\$ -	\$ -
2019	\$ -	1.50%	\$ -	\$ -	\$ -
2020	\$ 1,165,000.00	1.60%	\$ 41,462.50	\$ 32,142.50	\$ 1,238,605.00
2021	\$ 1,200,000.00	1.70%	\$ 32,142.50	\$ 21,942.50	\$ 1,254,085.00
2022	\$ 1,240,000.00	1.80%	\$ 21,942.50	\$ 10,782.50	\$ 1,272,725.00
2023	\$ 1,135,000.00	1.90%	\$ 10,782.50	\$ -	\$ 1,145,782.50
	\$ 4,740,000.00		\$ 106,330.00	\$ 64,867.50	\$ 4,911,197.50

REFUNDING BOND, SERIES 2014 - PAID DEBT OFF FEBRUARY 2019

In January 2014, the Guadalupe County Commissioners Court issued \$8,035,000 in refunding bonds. This amount and an additional \$5,000,000 from the General Fund paid off the Tax Anticipation Notes Series 2009 and the Refunding Bonds Series 2005; which significantly reduced the interest rate on the existing debt and reduced the total indebtedness of the County.

FISCAL YEAR	PRINCIPAL DUE 2/1	INTEREST RATE	INTEREST DUE 2/1	INTEREST DUE 8/1	TOTAL
2016	\$ -	0.57%	\$ -	\$ -	\$ -
2017	\$ -	0.83%	\$ -	\$ -	\$ -
2018	\$ -	1.20%	\$ -	\$ -	\$ -
2019	\$ -	1.58%	\$ -	\$ -	\$ -
	\$ -		\$ -	\$ -	\$ -

TAX NOTES, SERIES 2017

In June 2017, the Guadalupe County Commissioners Court issued \$8,500,000 in Tax Notes for the purpose of construction, acquiring, purchasing, renovating, equipping, enlarging and improving County-owned facilities and making other County improvements; purchasing personal property, materials, supplies, equipment, machinery, land, and rights-of-way for authorized needs and purposes relating to the aforementioned capital improvements and payment of professional services relating to the aforementioned projects and relating to the issuance of the Notes (the Project)

FISCAL YEAR	PRINCIPAL DUE 2/1	INTEREST RATE	INTEREST DUE 2/1	INTEREST DUE 8/1	TOTAL
2018	\$ -	1.075%	\$ -	\$ -	\$ -
2019	\$ -	1.200%	\$ -	\$ -	\$ -
2020	\$ 1,000,000.00	1.325%	\$ 55,858.75	\$ 49,233.75	\$ 1,105,092.50
2021	\$ 1,080,000.00	1.425%	\$ 49,233.75	\$ 41,538.75	\$ 1,170,772.50
2022	\$ 1,090,000.00	1.525%	\$ 41,538.75	\$ 33,227.50	\$ 1,164,766.25
2023	\$ 1,240,000.00	1.700%	\$ 33,227.50	\$ 22,687.50	\$ 1,295,915.00
2024	\$ 2,420,000.00	1.875%	\$ 22,687.50	\$ -	\$ 2,442,687.50
	\$ 6,830,000.00		\$ 202,546.25	\$ 146,687.50	\$ 7,179,233.75

Total Debt Outstanding	\$ 11,570,000.00		\$ 308,876.25		\$ 211,555.00	\$ 12,090,431.25
						12/31/2019

Monthly Departmental Revenues for the Fiscal Year October 1, 2019 to September 30, 2020

	Oct-19	Nov-19	Dec-19	REVENUE YEAR-TO-DATE
ADULT DETENTION CENTER	\$ 139,082.57	\$ 130,765.55	\$ 164,091.14	\$ 433,939.26
CO ATTORNEY	\$ 1,202.09	\$ 1,577.51	\$ 1,254.14	\$ 4,033.74
CONSTABLE 1	\$ 7,082.15	\$ 3,936.17	\$ 4,130.86	\$ 15,149.18
CONSTABLE 2	\$ 3,050.05	\$ 3,232.53	\$ 4,161.96	\$ 10,444.54
CONSTABLE 3	\$ 3,077.53	\$ 2,968.78	\$ 2,390.02	\$ 8,436.33
CONSTABLE 4	\$ 3,062.87	\$ 4,820.78	\$ 4,106.86	\$ 11,990.51
COUNTY CLERK-CIVIL	\$ 31,845.39	\$ 24,323.96	\$ 18,647.75	\$ 74,817.10
COUNTY CLERK-CCL AND CCL2	\$ 5,357,361.00	\$ 50,433.40	\$ 38,827.00	\$ 5,446,621.40
COUNTY CLERK-DEEDS/LIBRARY	\$ 156,446.71	\$ 111,806.86	\$ 135,403.00	\$ 403,656.57
COUNTY CLERK-VITAL STATS	\$ 12,181.50	\$ 10,111.00	\$ 9,923.00	\$ 32,215.50
COUNTY CLERK-SCHERTZ	\$ 3,045.50	\$ 2,506.00	\$ 1,999.00	\$ 7,550.50
COUNTY CLERK-TPW	\$ 237.00	\$ 270.00	\$ 30.00	\$ 537.00
DISTRICT CLERK-CIVIL	\$ 69,363.78	\$ 58,096.29	\$ 66,018.75	\$ 193,478.82
DISTRICT CLERK-CCM	\$ 19,355.09	\$ 14,550.87	\$ 14,550.87	\$ 48,456.83
ELECTIONS	\$ -	\$ 14,208.43	\$ 30,803.53	\$ 45,011.96
ENVIRONMENTAL HEALTH	\$ 13,160.00	\$ 12,031.70	\$ 8,650.00	\$ 33,841.70
FIRE MARSHAL	\$ 375.00	\$ 1,315.00	\$ 985.00	\$ 2,675.00
NON-DEPARTMENTAL *	\$ 195,724.43	\$ 149,799.88	\$ 25,041.00	\$ 370,565.31
HOTEL OCCUPANCY TAX	\$ 20,311.06	\$ 8,255.93	\$ 25,520.20	\$ 54,087.19
JUSTICE OF THE PEACE, PCT. 1	\$ 54,995.54	\$ 56,001.44	\$ 69,312.93	\$ 180,309.91
JUSTICE OF THE PEACE, PCT. 2	\$ 20,592.45	\$ 18,819.47	\$ 17,616.51	\$ 57,028.43
JUSTICE OF THE PEACE, PCT. 3	\$ 47,688.87	\$ 27,066.32	\$ 25,036.93	\$ 99,792.12
JUSTICE OF THE PEACE, PCT. 4	\$ 26,699.65	\$ 23,027.26	\$ 24,593.41	\$ 74,320.32
JUVENILE PROBATION	\$ 13,154.33	\$ 22,145.00	\$ 38,390.26	\$ 73,689.59
ROAD AND BRIDGE	\$ 71,329.87	\$ 51.40	\$ 201.20	\$ 71,582.47
SHERIFF'S DEPARTMENT	\$ 10,218.15	\$ 13,122.74	\$ 80,864.82	\$ 104,205.71
TAX OFFICE	\$ 4,017,058.28	\$ 6,207,532.38	\$ 28,993,216.01	\$ 39,217,806.67
TREASURER'S OFFICE	\$ 400.00	\$ 270.00	\$ 120.00	\$ 790.00
	\$ -	\$ -	\$ -	\$ -
TOTAL MONTHLY REVENUES	\$ 10,298,100.86	\$ 6,973,046.65	\$ 29,805,886.15	\$ 47,077,033.66

*NON-DEPARTMENTAL includes:

TABC	\$ 41.00
BLUEBONNET TRAILS	\$ 25,000.00

**GUADALUPE COUNTY
SALES AND USE TAX COMPARISON SUMMARY 2019/2020**



Prior Year 2018 Month Collected / Month Remitted	Comparable Payment Prior Year	Current Year 2019 Month Collected / Month Remitted	Payment Current Year	Net Difference Prior Year 2018	% Change Increase/Decrease
October / December	\$ 653,451.00	October / December	\$ 702,868.41	\$ 49,417.41	7.56%
November / January	\$ 583,109.00	November / January	\$ 677,383.01	\$ 94,274.01	16.17%
December / February	\$ 807,211.00	December / February	\$ -	\$ -	0.00%
January / March	\$ 627,327.00	January / March	\$ -	\$ -	0.00%
February / April	\$ 657,030.00	February / April	\$ -	\$ -	0.00%
March / May	\$ 728,004.00	March / May	\$ -	\$ -	0.00%
April / June	\$ 646,564.00	April / June	\$ -	\$ -	0.00%
May / July	\$ 662,830.00	May / July	\$ -	\$ -	0.00%
June / August	\$ 730,670.00	June / August	\$ -	\$ -	0.00%
July / September	\$ 690,056.60	July / September	\$ -	\$ -	0.00%
August / October	\$ 663,725.18	August / October	\$ -	\$ -	0.00%
September / November	\$ 708,962.47	September / November	\$ -	\$ -	0.00%
Total Payments Received:	\$ 8,158,940.25	Total Payments Received:	\$ 1,380,251.42	\$ 143,691.42	

****Note - Sales Tax is paid two months in arrears from Texas Comptroller of Public Accounts.**

****December sales tax received in February 2018 resulted in an over payment of \$258,089.00. The over payment less 2% (\$5,267.00) was refunded to the State Comptroller on March 20, 2018.**

**SALES TAX BY FISCAL YEAR
BUDGET vs ACTUAL**

	FY 2016	FY 2017	FY 2018	FY 2019	FY 2020
BUDGET	\$6,600,000.00	\$7,100,000.00	\$ 73,000,000.00	\$7,400,000.00	\$78,000,000.00
ACTUAL	\$7,366,785.00	\$7,229,655.00	\$ 7,698,785.00	\$8,158,940.25	\$1,380,251.42
% Compared to prior fiscal year	2.18%	-1.86%	6.49%	5.98%	-83.08%



Departmental Compensatory Time Liability Report

As of 12/31/19

Primary Department	Rate	COMP - Compensatory Time
400 - COUNTY JUDGE	\$988.11	36.4750
401 - COMMISSIONERS COURT	\$293.36	15.3750
403 - COUNTY CLERK	\$980.26	57.1200
426 - COUNTY COURT-AT-LAW	\$128.68	4.7500
427 - COUNTY COURT-AT-LAW NO. 2	\$572.28	21.1250
450 - DISTRICT CLERK	\$1,434.09	70.4050
451 - JUSTICE OF THE PEACE, PRECINCT 1	\$1,137.69	56.0300
452 - JUSTICE OF THE PEACE, PRECINCT 2	\$757.76	41.2500
453 - JUSTICE OF THE PEACE, PRECINCT 3	\$1,204.19	50.2500
454 - JUSTICE OF THE PEACE, PRECINCT 4	\$461.92	28.0000
475 - COUNTY ATTORNEY	\$1,815.77	78.5400
490 - ELECTIONS ADMINISTRATION	\$3,426.11	155.5000
493 - HUMAN RESOURCES	\$476.86	22.8750
495 - COUNTY AUDITOR	\$5,187.04	174.3750
496 - PURCHASING	\$376.09	27.2500
497 - COUNTY TREASURER	\$248.98	10.6300
499 - TAX ASSESSOR-COLLECTOR	\$3,528.76	149.5300
503 - MIS DEPARTMENT	\$2,807.30	108.2900
516 - BUILDING MAINTENANCE	\$190.35	10.7000
545 - FIRE MARSHAL	\$3,450.45	147.7500
551 - CONSTABLE, PRECINCT 1	\$2.98	0.1250
553 - CONSTABLE, PRECINCT 3	\$35.73	1.5000
554 - CONSTABLE, PRECINCT 4	\$2.98	0.1250
562 - HIGHWAY PATROL	\$488.37	31.6250
570 - ADULT DETENTION CENTER (JAIL)	\$1,847.40	86.1250
620 - ROAD & BRIDGE	\$2,245.10	96.1800
635 - ENVIRONMENTAL HEALTH	\$350.47	18.0050
637 - ANIMAL CONTROL	\$799.33	39.0250
665 - AGRICULTURE EXTENSION SERVICE	\$907.11	38.5350
672 - JUVENILE PROBATION	\$9,494.56	376.6650
673 - JUVENILE DETENTION	\$1,223.90	51.4900
Grand Totals	\$46,863.98	2,005.6200



Payroll History Report

Pay Date Range 12/01/19 - 12/31/19

Payroll History Total

Hours Description	Hours	Gross	Withholdings and Deductions	Gross Base
ADMIN LEAVE - ADMINISTRATIVE LEAVE	75.5000	1,386.69	Gross	2,471,140.56
ADMIN PAY - ADMINISTRATIVE PAY	14.0000	363.44	Federal Income Tax	196,199.15
ADV JAILER-HRLY - Advanced Jailer-Hourly	.0000	800.00	FICA	143,503.48
ADV PO HOURLY - Advanced Peace Officer Hourly	.0000	2,450.00	Medicare	33,935.89
ADV TELE-HOURLY - Advanced Telecommunicator-HRLY	.0000	240.00	Adult Probation Post Tax	266.43
AUTO APPOINTED - Auto Allowance Appointed	.0000	916.66	Adult Probation Pre Tax	5,650.92
AUTO ELECTED - Auto Allowance Elected Officials	.0000	5,200.01	Aflac Accident	5,484.80
BOOTS - Boot Allowance	.0000	3,450.00	Aflac Cancer	3,684.50
CELL PHONE ALLOW - Cell Phone Allowance	.0000	(39.95)	Aflac Flexible Spending Account	18,604.80
CELL PHONE ELECT - Cell Phone Elected	.0000	300.00	Aflac FSA Dependent	855.50
CELL PHONE HRLY - Cell Phone Hourly	.0000	480.00	Aflac Hospital	2,514.54
CHS - Courthouse Security	138.2500	3,165.19	Aflac Life Insurance	5,330.56
COMP IN OT - Comp Earned Overtime	359.0000	.00	Aflac Specified Event	2,380.20
COMP IN ST - Comp Earned Straight Time	83.2500	.00	Aflac STD	6,545.38
COMP USED - Comp Used	747.0000	16,503.45	Bankruptcy Payments	765.24
CORR - Correct Prior Pay	.0000	192.82	Child Support	11,446.26
DIST JUDGE SUPP - District Judge Supplement	.0000	300.00	Colonial /Hospital Medical Bridg	20.54
DOEP - Adult Probation Instructor	.0000	877.50	Colonial Accident	54.90
DWI-ED - Adult Probation Instructor DWI	.0000	819.00	Colonial Cancer	224.38
DWI-INTERVENTION - Adult Probation DWI Intervention	.0000	45.00	Colonial Critical Illness	36.28
HP - Holiday Pay	4,592.0000	96,273.44	Colonial Level Term Life	599.80
HP PT - HOLIDAY PAY PT	32.0000	429.04	Colonial Short Term Disability	118.40
HPLAW - Holiday Pay Law Enforcement	3,728.0000	89,718.24	Dental-EE(+CH)	5,795.00
HRLY - Hourly	71,379.0000	1,597,221.82	Dental-EE(+FAM)	7,448.00
INT JAILER-HRLY - Intermediate Jailer-Hourly	.0000	120.00	Dental-EE(+SP)	3,660.00
INT PO APPOINTED - Intermediate Peace Off-Appointed	.0000	50.00	Dental-EE(ONLY)	5,221.00
INT PO HOURLY - Intermediate Peace Off-Hourly	.0000	325.00	Medical-EE(+CH)	23,744.00
INTERPRETER SUPP - Interpreter Supplement	.0000	92.30	Medical-EE(+FAM)	30,212.00
JDO-SUPP - Juv Det Officer Cert Suppmnt	.0000	2,796.00	Medical-EE(+SP)	13,824.00
JPO CHIEF CERT - JPO Certification Pay for Chief	.0000	186.60	Nationwide Deferred Comp	5,326.00
JPO-SUPP - JPO Certification Pay	.0000	2,052.60	Property Tax Escrow Accounts	5,204.24
JUV BOARD - Juvenile Board Salary	.0000	1,200.00	Retirement Hrlly/Sal	171,940.26
LWOP - Leave Without Pay	55.7500	.00	Student Loan	817.12
MASTER JAILER-HR - Master Jailer Hourly	.0000	640.00	United Way	52.68
MASTER PO HRLY - Master Peace Officer Hourly	.0000	7,950.00	Valic Deferred Comp	12,797.14
MASTER PO-ELECTE - Master Peace Officer-Elected	.0000	1,000.00	Valic Roth 457(b)	40.00
MASTER TELE-HRLY - Master Telecommunicator-Hrly	.0000	480.00	Vision Employee + Child(ren)	787.32
MEALS - Meals	.0000	120.00	Vision Employee + Family	1,002.54
MILITARY - Military Leave With Pay	84.0000	1,894.28	Vision Employee + Spouse	555.10
OT - Overtime	773.5000	17,996.11	Vision Employee Only	942.59
OT FLSA REG - Regular Overtime	.0000	9,462.23	Net	\$1,743,549.62
OT ST - Overtime Straight Time	.5000	15.63		
PERS USED - Personal Time Used	19.7500	336.32	Benefits	Amount
PT - Part Time Employee	3,395.0000	55,442.73	Medical and Dental Contributions	467,636.00
PT- SALARY - Part Time Salaried	.0000	2,454.80	RETIREMENT 8I-WEEKLY PAYROLL	257,471.21
SAL APPOINTED - Salary Appointed Officials	.0000	73,808.20	RETIREMENT MONTHLY PAYROLL	340.50
SAL ELECTED - Salary Elected Officials	.0000	127,733.64	RETIREMENT SALARY PAYROLL	20,977.61
SALARY - Salary	.0000	168,335.76	Total	\$746,425.32
SERT OFFICER - SERT Officer	.0000	1,760.00		
SICK ACCRUED - Sick Time Accrued	3,159.9778	.00		
SICK LEAVE POOL - Sick Pool Hours Received	136.5000	.00		
SICK LOST - Sick Lost	3.3933	.00		
SICK SALARY - Sick Salaried Employee	72.0000	.00		
SICK USED - Sick Time Used	2,939.5000	64,479.54		
STATE SUPP - State Supplement Elected	.0000	2,100.00		
SUPPLEMENTAL PAY - Supplemental Pay	.0000	1,152.36		
TEMP - Temporary Employee	207.0000	2,428.13		
UNIFORM - Uniform Allowance	.0000	150.00		
UNIFORM RENTAL - Uniform Rental Non Cash Use Fee	.0000	806.59		
VAC ACCRUED - Vacation Accrued	3,436.9127	.00		
VAC LOST - Vacation Lost	(145.5953)	.00		
VAC SALARY - Vacation Used Salaried Employee	220.0000	.00		
VAC USED - Vacation Used-hourly	4,269.4756	102,047.59		
VEHICLE - Vehicle Non Cash Use Fee	.0000	1,128.00		
VJ - Visiting Judge	.0000	325.55		
WC TAXED - Workers Comp Taxed	48.5000	1,112.84		
Total	99,824.1641	\$2,471,140.56		



Texas County and District Retirement System
Retirement Contribution Certification

TCDRS-3A
 Revised 3/05

Employer Name Guadalupe County Employer Number 193
 Contact Person JENNIFER CORBIN Telephone Number 830-303-4188 ext. 1374
 Reporting Month/Year Dec-19

I certify this to be a true and complete report of the retirement contributions required by the Texas County and District Retirement System for the above employer.

Hinda Douglass County Treasurer
 Signature of Authorized Official Title

Calculation of Funds

Employee Deposits

Employee Deposits Grand Total \$171,940.26

Employer Contributions

	Employee Deposits Grand Total	Employee Deposit Rate	Employer Contribution Rate	
Employer Contribution:	<u>171,940.26</u>	<u>7%</u>	<u>11.35%</u>	\$278,789.32
Optional Group Term Life		<u>0%</u>	<u>0.00%</u>	\$0.00

Monthly Adjustment Report Totals from TCDRS-3B

Total Employee Deposit Adjustments		
Total Employer Contribution Adjustments		
Total Optional Group Term Life Adjustments		
Total Adjustments		\$0.00

Overpayments/Underpayments from Previous Reports

Add or Subtract Payment Variances from Prior Report \$0.00

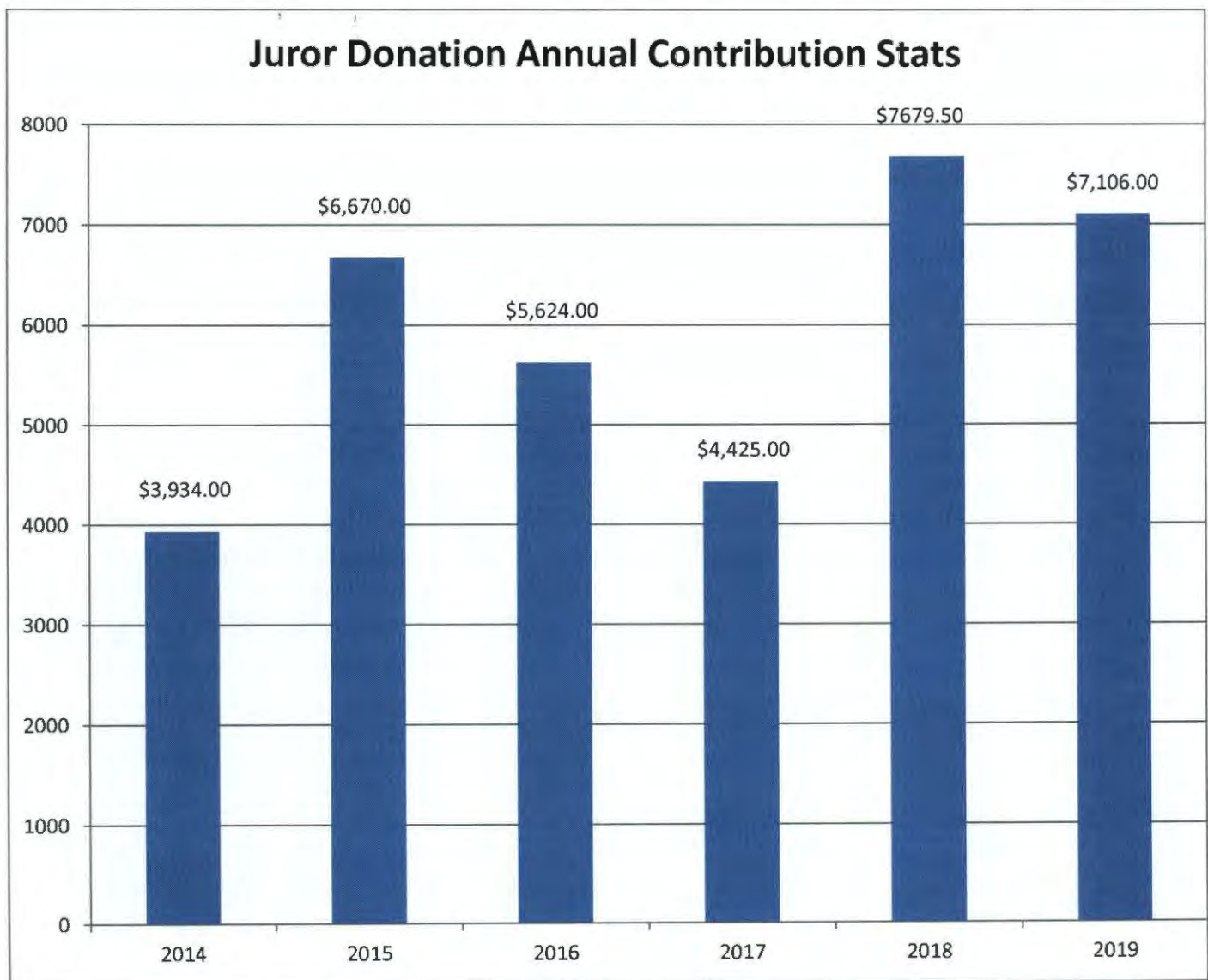
Total Funds Due	\$450,729.58
TOTAL FUNDS SUBMITTED	\$450,729.58
Difference	\$0.00

Annual Juror Donations and Charities

Jurors are able to donate all or part of their pay to the following charities:

- Court Appointed Special Advocates (CASA)
- Guadalupe County Child Welfare Service
- Guadalupe County Crime Stoppers
- Guadalupe Valley Family Violence Shelter
- Rural Area Parenting Services (RAPPS)
- Texas Victims Compensation Fund
- Veterans Court Program

Historical Data on Annual Juror Donations to Non-Profits



AS OF 12/31/19

Treasurer's Investment Report



**SUBMITTED TO: COMMISSIONERS' COURT, GUADALUPE COUNTY
BY: HONORABLE LINDA DOUGLASS, COUNTY TREASURER**

This report is prepared in accordance with the provisions of Government Code 2256.023, The Public Funds Investment Act, which require at least quarterly reporting of investment transactions for county funds to the Commissioners' Court. The investments held in Guadalupe County's portfolio comply with the Public Funds Investment Act and the County's Investment Policy and Strategies.

General Statement

This report summarizes the County's Investment Portfolio position and performance for the month ended December 31, 2019.

Funds of Guadalupe County will be invested in accordance with federal and state laws and within the boundaries of the Investment Policy. Investments shall be made with judgment and care under circumstances then prevailing-which persons of prudence, discretion, and intelligence exercise in the management of their own affairs, not for speculation, but for investment, considering the probable safety of their capital as well as the probable income to be derived. The first and foremost consideration of all Guadalupe County investment transactions is the suitability of the investment to the financial requirements of the County. Guadalupe County will invest according to investment strategies for each fund as they are adopted by Commissioners' Court resolution in accordance with PFIA 2256 of the Texas Government Code.

Currently the County's investments are made utilizing Texas Class Investment Pool, Certificates of Deposit, Brokerage CD's and Money Market Funds. Pools combine the cash of participating jurisdictions and invest the assets in securities otherwise allowed under state law as regarding government investments. During the current 2019-2020 fiscal year, interest earnings totaled \$98,395.00 as of December 31, 2019 (See "Interest Earnings by Fund" schedule on page 19). These interest earnings include interest earned on First United Bank accounts, Certificates of Deposit, and Texas Class Investment Pool.

Cash Balances

“Cash balances” means the dollar amount in a checking account that can be transferred, invested, used to pay down a loan, or left in the account for compensation purposes. The total available General Fund cash balances on-hand in First United Bank, Schertz Bank & Trust, and Texas Class as of December 31, 2019 was \$31,516,893.00 (See “Cash Balances” schedule on page 20). Balances in Texas Class and Certificates of Deposit made up 95% of all invested monies. Cash balances in First United Bank and Schertz Bank and Trust bank accounts are monitored on a daily basis.

Collateral Adequacy

Collateral on cash balances and investments was adequate during the month. Collateral pledged as of December 31, 2019 is as follows: First United Bank FHLB Letters of Credit pledged was \$98,207,099.70, Schertz Bank and Trust FHLB Letters of Credit pledged was \$30,250,000.00, Marion State Bank collateral pledged and held in Safekeeping by Frost Bank was \$10,567,918.07 and Spirit of Texas collateral pledged and held in Safekeeping by Frost Bank was \$1,625,000.00.

Investment Strategy

In accordance with the Public Funds Investment Act, Guadalupe County Investment Strategies shall address the following priorities:

- Understanding of the suitability of the investment to the financial requirements of the County;
- Preservation and safety of principal;
- Liquidity;
- Marketability of the investment if the need arises to liquidate the investment before maturity;
- Diversification of the investment portfolio; and
- Yield

A portion of the operating portfolio will be used to invest funds in Texas Class Investment Pool and Money Market Funds. Available funds can be invested in highly liquid short-term Treasury Bills, Agency Discount Notes, US Government Bonds and Certificates of Deposit with a stated maturity of thirty-six (36) months or less when their yield exceeds Texas Class or Money Market Fund Rates. The dollar weighted average maturity of 366 days or less will be calculated using the stated final maturity dates of each security.


Guadalupe County will attempt to diversify its investments to help insure the financial security and optimum liquidity of funds while achieving the maximum yield adhering to the County Investment Policy and state laws.

Monies will continue to be invested in a positive manner based on cash flow needs of Guadalupe County. Investments are made with the intention of holding to maturity, but with the ability to liquidate should funds be needed at any time. As always, we remain focused on safety, liquidity and then yield.


We will avoid speculative investing and maintain the highest professional and ethical standards as custodians of the public trust.

This report has been prepared in compliance with the Local Government Code 116.112 and Government Code, Subchapter A, Chapter 2256, Public Funds Investment Act.

February 18, 2020
Submitted by:



Linda Douglass, CCT CIO,
Guadalupe County Treasurer



Jacqueline Zambrano, CIO
Treasurer's Administrative Assistant

DESCRIPTION OF INVESTMENT INSTRUMENTS

Descriptions of the different instruments are as follows:

Certificates of Deposit - A deposit of funds, in a bank or savings and loan association, for a specified term that earns interest at a specified rate or rate formula. CD's may be secured or unsecured. They may be for terms as short as 1 week or as long as or longer than 10 years.

Commercial Paper - Unsecured, short-term promissory notes issued by corporations for specific amounts and with specific maturity dates. Commercial Paper may be sold on a discount basis or may bear interest. Terms can be as short as 1 day and usually do not exceed 270 days

Discount Notes – Securities that do not pay periodic interest. Investors earn the difference between the discount issue price and the full face value paid at maturity.

Fair Value – the amount at which a financial instrument could be exchanged in a current transaction between willing parties, other than in a force or liquidation sale.

Federal Agencies – were created to provide credit to various sectors of the economy. They include issuance of discount notes, coupon notes and bonds, and mortgage securities.

Market Value - the amount of which an instrument can be sold on a given date, prior to maturity.

Money Market Mutual Fund – are interest bearing funds that invest in short term investments so that the funds remain liquid and available to depositors. Such funds will normally include in their investment objectives the maintenance of a stable net asset value. The dollar-weighted average stated maturity of such funds is usually 60 days or less.

Par Value – the amount the collateral is worth if it's sold as face value.

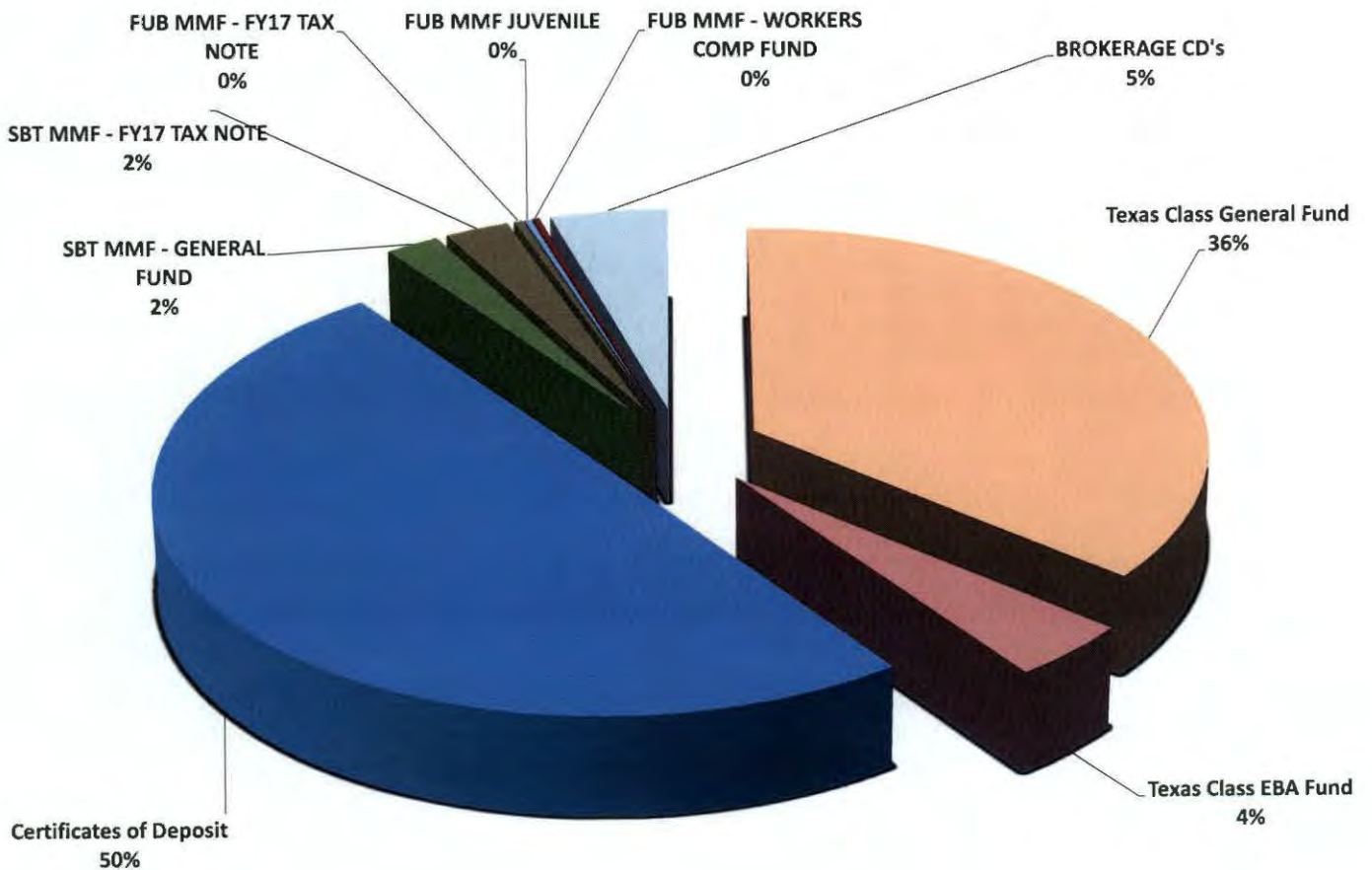
Repurchase Agreements (Repos) – are short-term agreements to purchase securities and then, at a specified time, sell them back to the original party at the same price. Repos are agreements, not instruments, and transactions are generally subject to a Master Repurchase Agreement that stipulates the rights and obligations of the parties involved. The securities delivered are considered collateral and are usually treasuries, agencies, or mortgages. A stated "Repo rate" is the rate of interest that may be earned calculated on an actual-day month/360-day year basis.

Treasury Bills – are issued at a discount at an auction conducted by the Federal Reserve Bank. Bills may be issued in maturities of 3-months, 6-months, or 1-year. The difference between the face amount at maturity and the discounted amount paid by the investor is the income earned on the security. The market for treasury bills is the most active and most carefully watched sector in the world. Every other type of security trades at a basis spread over treasuries.

Treasury Notes & Bonds – are interest-bearing securities with a stated coupon rate issued at or near face value and redeemable at face value. Notes have maturities from 1 to 10 years and bonds have maturities from 10 to 30 years.

**PORTFOLIO BY TYPE OF INVESTMENT ALLOCATION
AS OF DECEMBER 31, 2019**

Texas Class General Fund	\$	27,455,870.00
Texas Class EBA Fund	\$	3,093,573.00
Certificates of Deposit	\$	37,853,552.00
SBT MMF - GENERAL FUND	\$	1,598,266.00
SBT MMF - FY17 TAX NOTE	\$	1,886,126.00
FUB MMF - FY17 TAX NOTE	\$	271,616.00
FUB MMF JUVENILE	\$	203,181.00
FUB MMF - WORKERS COMP FUND	\$	207,684.00
BROKERAGE CD's	\$	3,437,000.00
TOTAL INVESTMENTS	\$	76,006,868.00



INTEREST RATES HISTORY BY MONTH AND YEAR

FIRST UNITED BANK						
	2015	2016	2017	2018	2019	
JAN	0.10%	0.10%	0.10%	0.15%	0.15%	
FEB	0.10%	0.10%	0.10%	0.15%	0.15%	
MAR	0.10%	0.10%	0.10%	0.15%	0.15%	
APR	0.10%	0.10%	0.10%	0.15%	0.15%	
MAY	0.10%	0.10%	0.10%	0.15%	0.15%	
JUNE	0.10%	0.10%	0.15%	0.15%	0.17%	
JULY	0.10%	0.10%	0.15%	0.15%	0.25%	
AUG	0.10%	0.10%	0.15%	0.15%	0.25%	
SEPT	0.10%	0.10%	0.15%	0.15%	0.25%	
OCT	0.10%	0.10%	0.15%	0.15%	0.25%	
NOV	0.10%	0.10%	0.15%	0.15%	0.25%	
DEC	0.10%	0.10%	0.15%	0.15%	0.25%	

FUB-MONEY MARKET FUND						
	2015	2016	2017	2018	2019	
JAN	0.15%	0.15%	0.15%	0.25%	0.25%	
FEB	0.15%	0.15%	0.15%	0.25%	0.25%	
MAR	0.15%	0.15%	0.15%	0.25%	0.25%	
APR	0.15%	0.15%	0.15%	0.25%	0.25%	
MAY	0.15%	0.15%	0.19%	0.25%	0.25%	
JUNE	0.15%	0.15%	0.25%	0.25%	0.28%	
JULY	0.15%	0.15%	0.25%	0.25%	0.70%	
AUG	0.15%	0.15%	0.25%	0.25%	0.50%	
SEPT	0.15%	0.15%	0.25%	0.25%	0.50%	
OCT	0.15%	0.15%	0.25%	0.25%	0.50%	
NOV	0.15%	0.15%	0.25%	0.25%	0.50%	
DEC	0.15%	0.15%	0.25%	0.25%	0.50%	

SCHERTZ BANK & TRUST MONEY MARKET FUND						
	2015	2016	2017	2018	2019	
JAN	0.55%	0.55%	0.60%	0.75%	1.76%	
FEB	0.55%	0.55%	0.60%	0.75%	1.76%	
MAR	0.55%	0.55%	0.60%	0.75%	1.76%	
APR	0.55%	0.55%	0.60%	0.75%	1.76%	
MAY	0.55%	0.55%	0.60%	0.75%	1.76%	
JUNE	0.55%	0.60%	0.60%	0.75%	1.76%	
JULY	0.55%	0.60%	0.60%	1.51%	1.76%	
AUG	0.55%	0.60%	0.60%	1.51%	1.76%	
SEPT	0.55%	0.60%	0.60%	1.51%	1.76%	
OCT	0.55%	0.60%	0.60%	1.51%	1.76%	
NOV	0.55%	0.60%	0.60%	1.51%	1.76%	
DEC	0.55%	0.60%	0.70%	1.76%	1.76%	

SCHERTZ BANK & TRUST TAX NOTE SERIES 2017						
				2017	2018	2019
JAN					0.75%	1.51%
FEB					0.75%	1.51%
MAR					0.75%	1.51%
APR					0.75%	1.51%
MAY					0.75%	1.51%
JUNE				0.75%	0.75%	1.51%
JULY				0.75%	1.51%	1.51%
AUG				0.75%	1.51%	1.51%
SEPT				0.75%	1.51%	1.51%
OCT				0.75%	1.51%	1.51%
NOV				0.75%	1.51%	1.51%
DEC				0.75%	1.51%	1.51%

TEXAS CLASS INVESTMENT POOL						
	2015	2016	2017	2018	2019	
JAN	0.11%	0.42%	0.96%	1.56%	2.62%	
FEB	0.11%	0.49%	0.97%	1.62%	2.63%	
MAR	0.12%	0.54%	1.00%	1.75%	2.61%	
APR	0.14%	0.57%	1.06%	1.95%	2.58%	
MAY	0.14%	0.59%	1.09%	2.06%	2.56%	
JUNE	0.15%	0.63%	1.13%	2.16%	2.50%	
JULY	0.16%	0.64%	1.20%	2.24%	2.41%	
AUG	0.18%	0.70%	1.23%	2.24%	2.28%	
SEPT	0.19%	0.77%	1.25%	2.26%	2.20%	
OCT	0.21%	0.83%	1.27%	2.34%	2.09%	
NOV	0.24%	0.84%	1.30%	2.42%	1.94%	
DEC	0.29%	0.89%	1.41%	2.50%	1.88%	

INTEREST EARNINGS BY FUND VS ACTUAL FY 2019 / 2020

FUND	OCT. 2019 INTEREST	NOV. 2019 INTEREST	DEC. 2019 INTEREST	TOTAL INTEREST YEAR-TO-DATE	ANNUAL BUDGET FY 19-20	YTD DIFFERENCE
GF NON-DEPARTMENTAL 100-409-330-7610	\$ 75,459.78	\$ 161,038.53	\$ 79,282.86	\$ 315,781.17	\$ 830,000.00	\$ (514,218.83)
GF TAX ASSESSOR COLLECTOR 100-499-330-7610	\$ 250.96	\$ 418.46	\$ 4,130.23	\$ 4,799.65	\$ 4,000.00	\$ 799.65
ROAD & BRIDGE FUND 200-620-330-7610	\$ 3,971.16	\$ 2,554.80	\$ 4,727.28	\$ 11,253.24	\$ 70,000.00	\$ (58,746.76)
JUVENILE PROBATION FUND 325-672-330-7610	\$ 361.53	\$ 257.34	\$ 166.75	\$ 785.62	\$ 1,900.00	\$ (1,114.38)
325-672-330-7611	\$ -	\$ -	\$ -	\$ -	\$ 200.00	\$ (200.00)
326-672-330-7610	\$ 4.65	\$ 3.60	\$ 5.41	\$ 13.66	\$ 10.00	\$ 3.66
327-672-330-7610	\$ 8.37	\$ 6.31	\$ 9.30	\$ 23.98	\$ 40.00	\$ (16.02)
CO. CLERK RECORDS ARCHIVE 411-100-330-7610	\$ 467.82	\$ 444.90	\$ 708.35	\$ 1,621.07	\$ 2,500.00	\$ (878.93)
CHILD WELFARE FUND 439-100-330-7610	\$ 2.55	\$ 2.36	\$ 3.56	\$ 8.47	\$ 25.00	\$ (16.53)
CO ATTY STATE FORFEITURE 446-100-330-7610	\$ 134.32	\$ 129.92	\$ 133.92	\$ 398.16	\$ 2,500.00	\$ (2,101.84)
SPECIAL REVENUE FUND 500-100-330-7610	\$ -	\$ -	\$ -	\$ -	\$ 1,500.00	\$ (1,500.00)
GENERAL FUND DEBT SERVICE 600-680-330-7610	\$ 160.89	\$ 274.20	\$ 1,080.90	\$ 1,515.99	\$ 5,000.00	\$ (3,484.01)
TAX NOTE SERIES 2017 701-330-7610	\$ 4,159.27	\$ 3,135.47	\$ 2,928.93	\$ 10,223.67	\$ 45,000.00	\$ (34,776.33)
JAIL COMMISSARY FUND 800-100-330-7610	\$ 31.02	\$ 28.24	\$ 36.45	\$ 95.71	\$ 100.00	\$ (4.29)
EMPLOYEE BENEFIT FUND 850-698-330-7610	\$ 11,412.98	\$ 5,022.60	\$ 5,085.57	\$ 21,521.15	\$ 40,000.00	\$ (18,478.85)
WORKERS' COMP FUND 855-699-330-7610	\$ 98.28	\$ 91.77	\$ 95.23	\$ 285.28	\$ 500.00	\$ (214.72)
TOTAL INTEREST EARNED	\$96,523.58	\$173,408.50	\$98,394.74	\$368,326.82	\$ 1,003,275.00	\$ (634,948.18)

***Interest earned includes all investment interest (both Texas Class and Certificates of Deposit) and interest earned on all demand deposit accounts and Money Market Fund accounts.**

GENERAL LEDGER BANK RECONCILIATION BALANCES AS OF 12/31/2019

FUND	ACCT #	FIRST UNITED BANK		SCHERTZ BANK	TXCLASS
		ACCOUNTS	MONEY MARKET	MONEY MARKET	ACCOUNTS
ADULT PROBATION ACCONT	XX5250	\$ 229,322.79			
FIRST UNITED GENERAL FUND	XX3313	\$ 2,462,756.38			
PAYROLL ACCT.	XX4824	\$ 496,419.00			
JUVENILE PROBATION	XX2308	\$ 878,142.24			
SHERIFF'S FORFEITURE	XX4867	\$ 528,244.32			
STATE FORFEITURE PROCEEDS PCT 3	XX3844	\$ 3,320.68			
FIRST UNITED EMPLOYEE BENEFIT	XX4645	\$ 444,018.73			
FSA-AFLAC	XX2748	\$ 79,487.16			
JURY FUND	XX6317	\$ 11,234.66			
CHILD PROTECTION	XX4832	\$ 28,514.91			
FEMA HOME ELEVATION GRANT	XX6491	\$ 4.88			
BAIL BOND SECURITY	XX6475	\$ 178,969.44			
TRANSPORTATION CODE SEC 601.123	XX6203	\$ 110,000.00			
INVESTMENT ACCOUNT	XX7229	\$ -			
ADULT PROBATION MMF	XXX258		\$ 563,332.81		
FUB TAX NOTE SERIES 2017 MMF	XX5581		\$ 271,616.45		
JUVENILE PROBATION MMF	XX6266		\$ 203,180.82		
WORKER'S COMP MMF	XXX274		\$ 207,683.79		
SBT MMF GENERAL FUND	XXX697			\$ 1,598,265.94	
SBT TAX NOTE SERIES 2017	XX6236			\$ 1,886,126.01	
TXCLASS EMPLOYEE BENEFIT MMF	XX0003				\$ 3,093,573.08
TXCLASS GENERAL FUND	XX0002				\$ 27,455,870.38
TOTAL CASH BALANCES		\$ 5,450,435.19	\$ 1,245,813.87	\$ 3,484,391.95	\$ 30,549,443.46
GENERAL LEDGER BANK BALANCES					
AS OF 12/31/2019				\$ 40,730,084.47	

**GUADALUPE COUNTY CERTIFICATES OF DEPOSIT INVESTMENT PORTFOLIO AS OF
DECEMBER 31, 2019**

Certificates of Deposit

Description	Purchase Date	Maturity Date	Interest Rate	Beginning Principal Balance	Interest Paid	Ending Market Value
SPIRIT BK OF TX XXXX724	09/17/19	09/17/20	2.10%	\$ 1,505,269.00	\$ 2,598.14	\$ 1,507,867.14
FUB XXXX738	08/03/18	02/03/20	2.80%	\$ 1,035,636.90	\$ 2,383.38	\$ 1,038,020.28
FUB XXXX772	03/06/19	09/06/20	2.83%	\$ 1,528,731.76	\$ 3,555.87	\$ 1,532,287.63
FUB XXXX756	03/06/19	05/06/20	2.72%	\$ 1,527,606.05	\$ 3,415.14	\$ 1,531,021.19
FUB XXXX780	03/06/19	03/06/21	3.00%	\$ 2,040,630.56	\$ 5,031.69	\$ 2,045,662.25
MSB XXXX096	10/23/19	04/22/21	2.15%	\$ 1,031,566.88	\$ 1,824.46	\$ 1,033,391.34
MSB XXXX097	11/01/19	05/01/20	2.15%	\$ 1,029,739.91	\$ 1,885.32	\$ 1,031,625.23
MSB XXXX099	05/10/18	05/10/20	2.60%	\$ 2,079,674.90	\$ 4,444.23	\$ 2,084,119.13
MSB XXXX146	02/17/19	02/17/20	2.65%	\$ 2,549,990.07	\$ 5,554.09	\$ 2,555,544.16
MSB XXXX147	02/17/19	02/17/21	3.00%	\$ 2,556,658.49	\$ 6,304.09	\$ 2,562,962.58
MSB XXXX378	08/05/18	02/05/20	2.50%	\$ 1,107,107.74	\$ 2,274.88	\$ 1,109,382.62
SBT XXX0204 - EBA	07/31/19	07/30/20	2.45%	\$ 1,074,236.18	\$ -	\$ 1,074,236.18
SBT XXXX248	08/06/18	02/06/20	2.80%	\$ 1,610,224.54	\$ -	\$ 1,610,224.54
SBT XXXX250	08/07/19	08/07/21	2.50%	\$ 2,133,054.99	\$ -	\$ 2,133,054.99
SBT XXXX257	02/14/18	02/12/20	1.66%	\$ 2,641,201.64	\$ -	\$ 2,641,201.64
SBT XXXX281	02/16/19	02/16/20	2.80%	\$ 2,096,975.11	\$ -	\$ 2,096,975.11
SBT XXXX306	02/15/19	08/15/20	3.00%	\$ 1,568,844.36	\$ -	\$ 1,568,844.36
SBT XXXX412	08/13/19	02/09/20	2.00%	\$ 1,015,058.72	\$ 1,668.59	\$ 1,016,727.31
SBT XXXX414	02/14/19	02/14/20	2.80%	\$ 2,552,846.06	\$ 5,875.04	\$ 2,558,721.10
SBT XXXX415	02/14/19	08/14/20	2.80%	\$ 2,552,846.06	\$ 5,875.04	\$ 2,558,721.10
SBT XXXX416	02/14/19	02/14/21	3.00%	\$ 2,556,658.49	\$ 6,304.09	\$ 2,562,962.58
CD Totals ending 12/31/2019				\$ 37,794,558.41	\$ 58,994.05	\$ 37,853,552.46

Benchmark: Average 90 day Treasury Bill 1.52%

FUB - FIRST UNITED BANK TOTAL GL	MSB - MARION STATE BANK TOTAL GL
\$ 6,146,991.35	\$ 10,377,025.06
SPIRIT OF TEXAS BANK TOTAL GL	SBT - SCHERTZ BANK & TRUST TOTAL GL
\$ 1,507,867.14	\$ 19,821,668.91

*NEW CD

*RENEWED CD

*REDEEMED CD

GUADALUPE COUNTY INVESTMENT PORTFOLIO AS OF DECEMBER 31, 2019

HILLTOP & MULTI-BANK BROKERAGE INVESTMENTS

Issuer	Cusip	Settlement Date	Face Amount	Maturity Date	Interest Pays	Interest Rate	Beginning Account Value	Interest & Principal Paid	Withdrawals	Deposits (Cash & Securities)	(1) Net Change in Portfolio	Ending Principle & Book Value	Ending Account & Market Value
ALLY BANK	02007GCN1	5/10/2018	\$ 245,000.00	5/11/2020	Semi Annual	2.70%	\$ 246,210.30	\$ -	\$ -	\$ -	\$ (284.20)	\$ 245,000.00	\$ 245,926.10
CITIBANK, NAT'L ASSOC	17312QL56	5/11/2018	\$ 245,000.00	5/11/2020	Semi Annual	2.70%	\$ 246,210.30	\$ -	\$ -	\$ -	\$ (284.20)	\$ 245,000.00	\$ 245,926.10
DISCOVER BANK	254673PNO	5/16/2018	\$ 245,000.00	5/18/2020	Semi Annual	2.70%	\$ 246,261.75	\$ -	\$ -	\$ -	\$ (286.65)	\$ 245,000.00	\$ 245,975.10
GOLDMAN SACHS BANK	38148PK89	5/16/2018	\$ 245,000.00	5/18/2020	Semi Annual	2.75%	\$ 246,318.10	\$ -	\$ -	\$ -	\$ (294.00)	\$ 245,000.00	\$ 246,024.10
MORGAN STANLEY BANK	6174MY39	5/17/2018	\$ 245,000.00	5/18/2020	Semi Annual	2.75%	\$ 246,318.10	\$ -	\$ -	\$ -	\$ (296.45)	\$ 245,000.00	\$ 246,021.65
MS PRIVATE BANK	61760ALB3	5/17/2018	\$ 245,000.00	5/18/2020	Semi Annual	2.70%	\$ 246,261.75	\$ -	\$ -	\$ -	\$ (286.65)	\$ 245,000.00	\$ 245,975.10
WORKERS CREDIT UNION	98138MAE0	7/31/2019	\$ 249,000.00	7/31/2020	Monthly	2.10%	\$ 249,844.11	\$ 873.89	\$ (873.89)	\$ -	\$ (196.71)	\$ 249,000.00	\$ 249,647.40
CAPITAL ONE NATL ASSN	14042RML2	7/31/2019	\$ 247,000.00	8/2/2021	Semi Annual	2.10%	\$ 248,808.04	\$ -	\$ -	\$ -	\$ (227.24)	\$ 247,000.00	\$ 248,580.80
CAPITAL ONE BANK USA	14042TBG1	7/31/2019	\$ 247,000.00	8/2/2021	Semi Annual	2.10%	\$ 248,808.04	\$ -	\$ -	\$ -	\$ (227.24)	\$ 247,000.00	\$ 248,580.80
THREE RIVERS FED CR UN	88563LAHO	8/1/2019	\$ 249,000.00	8/2/2021	Monthly	2.08%	\$ 250,825.17	\$ 429.78	\$ (429.78)	\$ -	\$ (226.59)	\$ 249,000.00	\$ 250,598.58
WELLS FARGO BK N A	949763JN7	7/19/2017	\$ 250,000.00	7/20/2020	Monthly	1.85%	\$ 250,407.50	\$ 380.14	\$ (380.14)	\$ -	\$ (140.00)	\$ 250,000.00	\$ 250,267.50
TOWNE BANK	89214PBN8	5/24/2018	\$ 245,000.00	5/26/2020	Semi Annual	2.70%	\$ 246,318.10	\$ -	\$ -	\$ -	\$ (286.65)	\$ 245,000.00	\$ 246,031.45
FIRST MIDWEST BANK	32086WAV1	7/12/2019	\$ 240,000.00	7/12/2021	Monthly	2.10%	\$ 241,728.00	\$ 414.26	\$ (414.26)	\$ -	\$ (230.40)	\$ 240,000.00	\$ 241,497.60
LUANA SAVINGS BANK	549104HB6	7/5/2019	\$ 240,000.00	7/2/2020	Maturity	2.00%	\$ 240,552.00	\$ -	\$ -	\$ -	\$ (156.00)	\$ 240,000.00	\$ 240,396.00
TOTAL PORTFOLIO HOLDINGS			\$ 3,437,000.00				\$ 3,454,871.26	\$ 2,098.07	\$ (2,098.07)	\$ -	\$ (3,422.98)	\$ 3,437,000.00	\$ 3,451,448.28

(1) Net Change in Portfolio is the difference between the ending account value and beginning account value after activity.

GUADALUPE COUNTY INVESTMENT PORTFOLIO AS OF DECEMBER 31, 2019

TEXASCLASS AND MMF INVESTMENTS

Description	Account Type	Interest Paid	Interest Rate	Beginning Principal	Contributions	Withdrawals	Monthly Interest Paid	Ending Book Value
General Fund TexasClass TX-XX-0002	Investment Pool	Monthly	1.88%	\$ 6,051,893.50	\$ 26,382,613.20	\$ (5,000,000.00)	\$ 21,363.68	\$ 27,455,870.38
EBA TexasClass TX-XX-0003	Investment Pool	Monthly	1.88%	\$ 3,088,635.63	\$ -	\$ -	\$ 4,937.45	\$ 3,093,573.08
Juvenile Probation MMF - FUB	Collateralized MMF	Monthly	0.50%	\$ 433,085.44	\$ -	\$ (230,000.00)	\$ 95.38	\$ 203,180.82
Workers' Comp MMF - FUB	Collateralized MMF	Monthly	0.50%	\$ 207,598.48	\$ -	\$ -	\$ 85.31	\$ 207,683.79
General Fund MMF - SBT	FHLB Letter of Credit	Monthly	1.76%	\$ 2,595,626.08	\$ -	\$ (1,000,000.00)	\$ 2,639.86	\$ 1,598,265.94
Tax Note Series 2017 MMF - SBT	FHLB Letter of Credit	Monthly	1.51%	\$ 2,383,279.51	\$ -	\$ (500,000.00)	\$ 2,846.50	\$ 1,886,126.01
Tax Note Series 2017 MMF - FUB	Collateralized MMF	Monthly	0.50%	\$ 294,520.91	\$ 500,000.00	\$ (522,986.89)	\$ 82.43	\$ 271,616.45
				\$ 15,054,639.55	\$ 26,882,613.20	\$ (7,252,986.89)	\$ 32,050.61	\$ 34,716,316.47