

Guadalupe County Treasurer's Monthly and Investment Report

For the Month Ended
August 31, 2021

Submitted by
Honorable Linda Douglass
Guadalupe County Treasurer


Table of Contents

Treasurer's Monthly Report

Treasurer's Letter of Transmittal	Page 2
Certification by County Treasurer	Page 3
Affidavit	Page 4
Statement of Receipts and Disbursements & Investments	Page 5-5(a)
Debt Service Schedule	Page 6
Monthly Departmental Revenues FY 20/21	Page 7
County Sales and Use Tax Comparison Summary 2020/2021	Page 8
Departmental Compensatory Time Liability Report	Page 9
Payroll History Report	Page 10
TCDRS Monthly Report	Page 11
Annual Juror Donations and Charities	Page 12

Treasurer's Investment Report

General Statement	Page 13
Cash Balances	Page 14
Collateral Adequacy	Page 14
Investment Strategy	Page 14-15
Description of Investment Instruments	Page 16
Portfolio by Type of Investment	Page 17
Interest Rates History by Month and Year	Page 18
Interest Earnings by Fund	Page 19
General Ledger Bank Reconciliations Cash in Bank	Page 20
Guadalupe County Investment Portfolio	Page 21-22
COVID- 19 Hours Paid	Page 23
Weather Day Balance Report	Page 24



October 26, 2021

To: County Judge Kyle Kutscher and Commissioners' Court

From: Honorable Linda Douglass, Guadalupe County Treasurer

Re: Treasurer's Monthly and Investment Report Ending August 31, 2021

Honorable Members of the Commissioners' Court:

Attached you will find the transmittal of the County Treasurer's Report to Commissioners' Court for money received and disbursed; debts due to and owed by the county; and all other proceedings in the Treasurer's office for the month ended August 31, 2021 as required by the Texas Local Government Code Section 114.026.

In accordance with the provisions of Government Code 2256.023, the Public Funds Investment Act, which require at least quarterly reporting of investment transactions for county funds to the Commissioners' Court. The investments held in Guadalupe County's portfolio comply with the Public Funds Investment Act and Guadalupe County Investment Policy and Strategies.

Also, in accordance with State Law, the books and accounts of the County Treasurer are available to Commissioners' Court for inspection and examination, as desired. This report is also filed with the County Clerk as the official records management officer for Guadalupe County.

Should you have any questions concerning the information provided in this report or request for additional information, please feel free to contact me at (830) 303-4188, ext. 1338.

Respectfully Submitted,

Linda Douglass

Honorable Linda Douglass, CCT, CIO
Guadalupe County Treasurer

CERTIFICATION BY COUNTY TREASURER

THE STATE OF TEXAS §

COUNTY OF GUADALUPE §

October 26, 2021

I, the undersigned, County Treasurer of Guadalupe County, Texas, do hereby swear and affirm that the attached Guadalupe County Treasurer's Monthly and Investment Report to be a true and correct statement, to the best of my knowledge, of all accounts under the control of Guadalupe County Treasurer for the month ended August 31, 2021.




Honorable Linda Douglass, CCT, CIO
Guadalupe County Treasurer

THE STATE OF TEXAS
THE COUNTY OF GUADALUPE

This instrument was sworn and subscribed before me on this 20 day of October 2021.

Seal





Notary Public

A F F I D A V I T
COUNTY TREASURER'S MONTHLY AND INVESTMENT REPORT FOR
THE MONTH ENDED AUGUST 31, 2021

WHEREAS, in accordance with Section §114.026 of the Texas Local Government Code, the County Treasurer shall make a detailed report of money received and disbursed; debts due to and owed by the county, and all other proceedings in the Treasurer's office shall be presented at the regular meeting of the Commissioners Court.

We the undersigned hereby certify and approve to the best of our knowledge and belief, that the attached information is a true and a complete list of all amounts received and paid from each fund since the County Treasurer's preceding report, and any balance remaining in the Treasurer's hand on the said 31st day of August 2021.

FURTHER, the amount of cash and other assets that were in the custody of the County Treasurer at the time of the examination was **\$107,448,971.00** as the Guadalupe County Investment Officer. This report has been prepared in compliance with the Local Government Code 116.112 and in accordance with Government Code, Subchapter A, Chapter 2256, of the Public Funds Investment Act.


THEREFORE, In accordance with Texas Local Government Code Section 114.026 and Section 116.112, I hereby submit my August 2021 reports as required by law for the Guadalupe County Commissioners' Court review and approval.

Submitted by:



Honorable Linda Douglass, Guadalupe County Treasurer

APPROVED this 26th day of October 2021



Kyle Kutscher
County Judge




Greg Seidenberger
Commissioner Pct. 1



Michael Carpenter
Commissioner Pct. 3



ATTEST:



Teresa Kiel
County Clerk



Drew Engelke
Commissioner Pct. 2



Judy Cope
Commissioner Pct. 4

A complete detail copy of the Treasurer's Report is available in the County Treasurer's office or an official copy may be purchased at the County Clerk's office. The County Clerk is the official custodian of the Commissioners Court records.

GUADALUPE COUNTY, TEXAS
Combined Statement of Receipts & Disbursements
From Date: 8/1/2021 - To Date: 8/31/2021

Fund	Description	Beginning Balance	Total Debits	Total Credits	Ending Balance
100	GENERAL FUND	(\$1,842,428.32)	\$8,147,398.65	\$7,461,361.49	(\$1,156,391.16)
200	ROAD & BRIDGE FUND	\$369,302.82	\$258,408.36	\$764,607.19	(\$136,896.01)
201	CETRZ FUND	\$19,292.18	\$14,145.98	\$33,438.16	\$0.00
400	LAW LIBRARY FUND	\$58,230.32	\$6,322.78	\$1,081.37	\$63,471.73
403	SHERIFF'S STATE	\$276,005.27	\$1,431.71	\$8.99	\$277,427.99
405	SHERIFF'S FEDERAL	\$42,968.92	\$8.99	\$0.00	\$42,977.91
408	FIRE CODE INSPECTION	\$176,459.84	\$6,375.82	\$6,963.03	\$175,872.63
409	SHERIFF'S DONATION	\$11,098.76	\$65.59	\$35.00	\$11,129.35
410	COUNTY CLERK	\$177,655.05	\$37,170.00	\$26,041.63	\$188,783.42
411	CO. CLERK RECORDS	\$187,374.97	\$37,105.50	\$0.00	\$224,480.47
412	COUNTY RECORDS	\$27,770.19	\$2,575.07	\$1,750.00	\$28,595.26
413	VITAL STATISTICS	\$18,527.07	\$826.00	\$0.00	\$19,353.07
414	COURTHOUSE SECURITY	\$149,699.05	\$8,460.85	\$2,376.28	\$155,783.62
415	DISTRICT CLERK	\$21,110.25	\$934.36	\$0.00	\$22,044.61
416	JUSTICE COURT	\$112,831.69	\$2,749.77	\$0.00	\$115,581.46
417	CO & DIST COURT	\$28,943.87	\$222.77	\$0.00	\$29,166.64
418	JP JUSTICE COURT	\$18,333.78	\$123.89	\$64.68	\$18,392.99
420	SURPLUS FUNDS	\$145,809.90	\$0.00	\$0.00	\$145,809.90
422	HAVA FUND	\$86,700.71	\$12.00	\$0.00	\$86,712.71
430	COURT REPORTER FEE	\$46,322.05	\$3,260.51	\$900.00	\$48,682.56
431	FAMILY PROTECTION	\$88,107.57	\$743.56	\$0.00	\$88,851.13
432	DIST CLK RECORDS	\$35,260.33	\$1,787.63	\$0.00	\$37,047.96
433	COURT RECORDS	\$33,405.22	\$2,172.14	\$0.00	\$35,577.36
435	ALTERNATIVE DISPUTE	\$38,897.23	\$2,107.76	\$0.00	\$41,004.99
436	COURT-INITIATED	\$44,268.73	\$760.00	\$300.00	\$44,728.73
437	CHILD SAFETY FEE-GF	\$62,890.54	\$6,291.88	\$0.00	\$69,182.42
439	CHILD WELFARE BOARD	\$19,637.47	\$156.51	\$492.99	\$19,300.99
440	SPECIALTY	\$61,661.45	\$2,014.11	\$6,290.60	\$57,384.96
441	TRUANCY PREVENTION&	\$34,640.81	\$2,792.50	\$0.00	\$37,433.31
445	CA PRE-TRIAL	\$4,200.00	\$1,200.00	\$1,000.00	\$4,400.00
447	COUNTY ATTORNEY	\$6,079.86	\$0.00	\$451.57	\$5,628.29
451	CONSTABLE 1 STATE	\$1.48	\$0.00	\$0.00	\$1.48
453	CONSTABLE 3 STATE	(\$493.89)	\$523.45	\$0.00	\$29.56
463	CONSTABLE 3 FEDERAL	\$2,754.57	\$0.00	\$522.98	\$2,231.59
480	HOTEL OCCUPANCY	\$529,573.90	\$102,384.22	\$0.00	\$631,958.12
498	BAIL BOND SECURITY	\$190,133.55	\$500.00	\$0.00	\$190,633.55
499	EMPLOYEE FUND-GF	\$13,448.70	\$0.00	\$0.00	\$13,448.70
500	SPECIAL VIT INTEREST	\$541.97	\$0.00	\$0.00	\$541.97
501	COUNTY ATTORNEY HOT	\$18,151.33	\$75.00	\$154.03	\$18,072.30
505	LAW ENFORCEMENT	\$22,542.82	\$715.40	\$5,368.85	\$17,889.37
600	DEBT SERVICE	\$55,704.41	\$7.50	\$0.00	\$55,711.91
700	CAPITAL PROJECT FUND	\$1,146,782.93	\$9,836.15	\$283,179.48	\$873,439.60
701	TAX NOTES 2020/2017/2013	\$24,472.23	\$5.20	\$0.00	\$24,477.43
702	DEPT OF HOMELAND	\$234.85	\$0.00	\$0.00	\$234.85
800	JAIL COMMISSARY FUND	\$427,314.26	\$33,514.81	\$22,583.42	\$438,245.65
850	EMPLOYEE HEALTH	\$2,932,446.78	\$4,176,998.56	\$3,714,637.66	\$3,394,807.68
855	WORKERS' COMPENSATION	\$374,601.54	\$26,124.88	\$85,965.48	\$314,760.94
Grand Total:		\$6,299,269.01	\$12,898,309.86	\$12,419,574.88	\$6,778,003.99

GUADALUPE COUNTY, TEXAS
Other Assets Investments
From Date: 8/1/2021 - To Date: 8/31/2021

Fund	Description	Beginning Balance	Total Debits	Total Credits	Ending Balance
100	GENERAL FUND	\$59,163,048.25	\$1,505,553.07	\$4,021,218.64	\$56,647,382.68
200	ROAD & BRIDGE FUND	\$7,908,076.94	\$33,856.17	\$0.00	\$7,941,933.11
201	CETRZ FUND	\$0.00	\$0.00	\$0.00	\$0.00
400	LAW LIBRARY FUND	\$275,000.00	\$0.00	\$0.00	\$275,000.00
408	FIRE CODE INSPECTION FEE FUND	\$150,000.00	\$0.00	\$0.00	\$150,000.00
410	COUNTY CLERK RECORDS MGMT FUND	\$1,011,558.43	\$3,045.13	\$0.00	\$1,014,603.56
411	CO. CLERK RECORDS ARCHIVE-GF	\$664,960.69	\$1,294.56	\$0.00	\$666,255.25
412	COUNTY RECORDS MANAGEMENT	\$100,000.00	\$0.00	\$0.00	\$100,000.00
433	COURT RECORDS PRESERVATION-GF	\$75,000.00	\$0.00	\$0.00	\$75,000.00
435	ALTERNATIVE DISPUTE RESOLUTION	\$325,000.00	\$0.00	\$0.00	\$325,000.00
437	CHILD SAFETY FEE-GF	\$150,000.00	\$0.00	\$0.00	\$150,000.00
498	BAIL BOND SECURITY FUND	\$310,000.00	\$0.00	\$0.00	\$310,000.00
600	DEBT SERVICE	\$34,186.57	\$10,033.11	\$0.00	\$44,219.68
700	CAPITAL PROJECT FUND	\$5,347,912.14	\$1,000,000.00	\$1,000,000.00	\$5,347,912.14
701	TAX NOTES 2020/2017/2013	\$8,412,699.15	\$3,572.52	\$0.00	\$8,416,271.67
714	RECOVERY FUND GRANTS	\$16,205,324.43	\$2,064.52	\$0.00	\$16,207,388.95
850	EMPLOYEE HEALTH BENEFITS	\$3,618,109.58	\$3,000,006.13	\$3,618,115.71	\$3,000,000.00
Grand Total:		\$103,750,876.18	\$5,559,425.21	\$8,639,334.35	\$100,670,967.04

GUADALUPE COUNTY, TEXAS

Debt Service Schedule - Outstanding Debt

CERTIFICATES OF OBLIGATION, SERIES 2013

In May 2013, the Guadalupe County Commissioners Court issued \$5,000,000 in certificates of obligation for the remodeling of the 2nd floor of the Justice Center and for replacing the air conditioning and heating system at the County Jail.

FISCAL YEAR	PRINCIPAL DUE 2/1	INTEREST RATE	INTEREST DUE 2/1	INTEREST DUE 8/1	TOTAL
2021		1.70%	\$ -	\$ -	\$ -
2022	\$ 1,240,000.00	1.80%	\$ 21,942.50	\$ 10,782.50	\$ 1,272,725.00
2023	\$ 1,135,000.00	1.90%	\$ 10,782.50	\$ -	\$ 1,145,782.50
	<u>\$ 2,375,000.00</u>		<u>\$ 32,725.00</u>	<u>\$ 10,782.50</u>	<u>\$ 2,418,507.50</u>

TAX NOTES, SERIES 2017

In June 2017, the Guadalupe County Commissioners Court issued \$8,500,000 in Tax Notes for the purpose of construction, acquiring, purchasing, renovating, equipping, enlarging and improving County-owned facilities and making other County improvements; purchasing personal property, materials, supplies, equipment, machinery, land, and rights-of-way for authorized needs and purposes relating to the aforementioned capital improvements and payment of professional services relating to the aforementioned projects and relating to the issuance of the Notes (the Project)

FISCAL YEAR	PRINCIPAL DUE 2/1	INTEREST RATE	INTEREST DUE 2/1	INTEREST DUE 8/1	TOTAL
2021	\$ -	1.425%	\$ -	\$ -	\$ -
2022	\$ 1,090,000.00	1.525%	\$ 41,538.75	\$ 33,227.50	\$ 1,164,766.25
2023	\$ 1,240,000.00	1.700%	\$ 33,227.50	\$ 22,687.50	\$ 1,295,915.00
2024	\$ 2,420,000.00	1.875%	\$ 22,687.50	\$ -	\$ 2,442,687.50
	<u>\$ 4,750,000.00</u>		<u>\$ 97,453.75</u>	<u>\$ 55,915.00</u>	<u>\$ 4,903,368.75</u>

TAX NOTES, SERIES 2020

In November 2020, the Guadalupe County Commissioners Court issued \$8,500,000 in Tax Notes. These Tax Notes were issued for the purposes of constructing, purchasing, renovating, equipping, enlarging, and improving County facilities, and purchasing personal property, materials, supplies, equipment, machinery, land, and rights-of-way for authorized needs and purposes relating to the aforementioned capital improvements and professional services relating to the aforementioned projects.


FISCAL YEAR	PRINCIPAL DUE 2/1	INTEREST RATE	INTEREST DUE 2/1	INTEREST DUE 8/1	TOTAL
2021	\$ -		\$ -	\$ -	\$ -
2022	\$ 150,000.00	0.536%	\$ 33,924.03	\$ 33,522.03	\$ 217,446.06
2023	\$ 160,000.00	0.564%	\$ 33,522.03	\$ 33,070.83	\$ 226,592.86
2024	\$ 175,000.00	0.591%	\$ 33,070.83	\$ 32,553.70	\$ 240,624.53
2025	\$ 2,610,000.00	0.692%	\$ 32,553.70	\$ 23,523.10	\$ 2,666,076.80
2026	\$ 2,670,000.00	0.793%	\$ 23,523.10	\$ 12,936.55	\$ 2,706,459.65
2027	\$ 2,735,000.00	0.946%	\$ 12,936.55	\$ -	\$ 2,747,936.55
	<u>\$ 8,500,000.00</u>		<u>\$ 169,530.24</u>	<u>\$ 135,606.21</u>	<u>\$ 8,805,136.45</u>

Total Debt Outstanding			
as of 10/01/2020	\$ 17,905,000.00		\$ 17,905,000.00
Less scheduled principal payments for FY21			\$ (2,467,262.54)
Total Debt Outstanding			\$ 15,437,737.46
as of 10/01/2021			

Monthly Departmental Revenues for the Fiscal Year October 1, 2020 to September 30, 2021

	Oct-20-Dec-20 Totals	Jan-21-Mar-21 Totals	April-21 - Jun-21 Totals	Jul-21	Aug-21	REVENUE YEAR-TO- DATE
ADULT DETENTION CENTER	\$ 389,031.99	\$ 278,531.30	\$ 326,310.65	\$ 124,163.82	\$ 95,551.77	\$ 1,213,589.53
BINGO	\$ 44,199.08	\$ 20,950.05	\$ 21,377.85	\$ 16,365.73	\$ 7,007.49	\$ 86,526.98
CO ATTORNEY	\$ 2,954.59	\$ 1,402.16	\$ 3,459.00	\$ 448.70	\$ 1,160.00	\$ 9,424.45
CONSTABLE 1	\$ 13,672.11	\$ 18,899.12	\$ 26,174.84	\$ 7,871.27	\$ 7,133.51	\$ 73,750.85
CONSTABLE 2	\$ 7,010.46	\$ 11,620.00	\$ 12,241.00	\$ 4,170.62	\$ 4,096.21	\$ 39,138.29
CONSTABLE 3	\$ 4,461.29	\$ 6,581.77	\$ 4,624.92	\$ 1,708.06	\$ 1,763.26	\$ 19,139.30
CONSTABLE 4	\$ 8,783.02	\$ 12,279.93	\$ 12,544.37	\$ 2,674.29	\$ 5,395.31	\$ 41,676.92
COUNTY CLERK-CIVIL	\$ 63,601.21	\$ 72,893.87	\$ 71,248.00	\$ 20,470.03	\$ 20,183.79	\$ 248,396.90
COUNTY CLERK-CCL AND CCL2	\$ 106,125.67	\$ 104,061.73	\$ 111,777.44	\$ 44,223.88	\$ 34,312.00	\$ 400,500.72
COUNTY CLERK-DEEDS/LIBRARY	\$ 562,456.58	\$ 568,250.61	\$ 603,967.72	\$ 195,240.51	\$ 182,908.52	\$ 2,112,823.94
COUNTY CLERK-VITAL STATS	\$ 35,225.50	\$ 36,166.00	\$ 41,316.00	\$ 13,237.50	\$ 14,311.50	\$ 140,256.50
COUNTY CLERK-SCHERTZ	\$ 6,542.50	\$ 8,682.50	\$ 9,103.00	\$ 5,488.00	\$ 4,987.50	\$ 34,803.50
COUNTY CLERK-TPW	\$ 596.00	\$ 98.00	\$ 282.00	\$ -	\$ 568.00	\$ 1,544.00
DISTRICT CLERK-CIVIL	\$ 178,492.02	\$ 188,832.13	\$ 231,276.46	\$ 70,310.64	\$ 99,081.96	\$ 767,993.21
DISTRICT CLERK-CCM	\$ 36,235.99	\$ 59,891.70	\$ 73,245.79	\$ 19,011.79	\$ 15,657.58	\$ 204,042.85
ELECTIONS	\$ 131,330.12	\$ 2,736.50	\$ 15,066.21	\$ -	\$ -	\$ 149,132.83
ENVIRONMENTAL HEALTH	\$ 52,066.90	\$ 46,272.60	\$ 60,712.50	\$ 19,600.00	\$ 19,250.20	\$ 197,902.20
FIRE MARSHAL	\$ 39,982.92	\$ 56,796.15	\$ 46,098.00	\$ 31,677.71	\$ 6,375.82	\$ 180,930.60
NON-DEPARTMENTAL *	\$ 217,502.50	\$ 237,745.51	\$ 271,704.72	\$ 192,621.46	\$ 48,582.02	\$ 968,156.21
HOTEL OCCUPANCY TAX	\$ 66,820.52	\$ 71,327.80	\$ 105,188.24	\$ 18,700.46	\$ 102,384.22	\$ 364,421.24
JUSTICE OF THE PEACE, PCT. 1	\$ 228,514.06	\$ 286,142.30	\$ 356,787.79	\$ 119,945.40	\$ 130,665.99	\$ 1,122,055.54
JUSTICE OF THE PEACE, PCT. 2	\$ 42,296.43	\$ 56,185.52	\$ 46,289.37	\$ 16,280.98	\$ 14,122.79	\$ 175,175.09
JUSTICE OF THE PEACE, PCT. 3	\$ 46,100.26	\$ 79,714.30	\$ 68,464.51	\$ 13,195.73	\$ 14,542.59	\$ 222,017.39
JUSTICE OF THE PEACE, PCT. 4	\$ 82,247.38	\$ 97,334.33	\$ 88,351.54	\$ 26,458.88	\$ 30,214.07	\$ 324,606.20
JUVENILE PROBATION	\$ 4,394.00	\$ 6,857.28	\$ 11,484.98	\$ 7,320.00	\$ 8,152.00	\$ 38,208.26
ROAD AND BRIDGE	\$ 72,982.57	\$ 2,394.98	\$ 2,455.70	\$ 603.40	\$ 450.00	\$ 78,886.65
SHERIFF'S DEPARTMENT	\$ 19,832.02	\$ 12,532.40	\$ 43,030.52	\$ 7,718.75	\$ 11,247.96	\$ 94,361.65
TAX OFFICE	\$ 44,782,851.34	\$ 34,392,972.19	\$ 14,949,619.37	\$ 5,678,833.35	\$ 5,555,140.24	\$ 105,359,416.49
TREASURER'S OFFICE	\$ 960.00	\$ 2,228.45	\$ 1,302.35	\$ 180.00	\$ 120.00	\$ 4,790.80
TOTAL MONTHLY REVENUES	\$ 47,203,069.95	\$ 36,740,381.18	\$ 17,615,504.84	\$ 6,658,520.96	\$ 6,435,366.30	\$ 114,673,669.09
*NON-DEPARTMENTAL includes:						
MIXED BEVERAGE	\$ 23,541.02					
TABC	\$ 41.00					
BLUEBONNET TRAILS	\$ 25,000.00					

**GUADALUPE COUNTY
SALES TAX COLLECTIONS COMPARISON FY2020 / FY2021**




Month Collected / Month Remitted	FY 2020	Month Collected / Month Remitted	FY 2021	FY 2020 / 2021 Net Difference	Comparable Monthly % Change Increase/Decrease
October / December	\$ 702,868.00	October / December	\$ 753,002.00	\$ 50,134.00	7.13%
November / January	\$ 677,383.00	November / January	\$ 753,557.00	\$ 76,174.00	11.25%
December / February	\$ 926,412.00	December / February	\$ 1,026,147.00	\$ 99,735.00	10.77%
January / March	\$ 695,334.00	January / March	\$ 774,772.00	\$ 79,438.00	11.42%
February / April	\$ 627,819.00	February / April	\$ 637,177.00	\$ 9,358.00	1.49%
March / May	\$ 791,318.00	March / May	\$ 1,018,853.00	\$ 227,535.00	28.75%
April / June	\$ 720,529.00	April / June	\$ 882,335.00	\$ 161,806.00	22.46%
May / July	\$ 759,148.00	May / July	\$ 853,432.00	\$ 94,284.00	12.42%
June / August	\$ 897,241.00	June / August	\$ 1,092,076.00	\$ 194,835.00	21.71%
July / September	\$ 740,239.00	July / September	\$ 889,459.00	\$ 149,220.00	20.16%
August / October	\$ 700,718.00	August / October	\$ 950,573.00	\$ 249,855.00	35.66%
September / November	\$ 856,161.00	September / November	\$ -	\$ -	0.00%
Total Payments Received:	\$ 9,095,170.00	Total Payments Received:	\$ 9,631,383.00	\$ 1,392,374.00	

**Note - Sales Tax is paid two months in arrears from Texas Comptroller of Public Accounts.

**SALES TAX BY FISCAL YEAR
BUDGET vs ACTUAL**

	FY 2017	FY 2018	FY 2019	FY 2020	FY 2021
BUDGET	7,100,000	\$ 7,300,000	\$7,400,000	\$7,800,000	\$7,020,000
ACTUAL	7,229,655	\$ 7,698,785	\$8,158,940	\$9,095,170	\$9,631,383



Compensatory Time Liability Report

As of 08/31/2021

Primary Department	Rate	Compensatory Time
400 - COUNTY JUDGE	\$1,414.42	53.6000
401 - COMMISSIONERS COURT	\$134.12	7.0000
403 - COUNTY CLERK	\$663.51	26.4350
405 - VETERANS' SERVICE OFFICER	\$137.81	7.8750
426 - COUNTY COURT-AT-LAW	\$10.20	0.3750
427 - COUNTY COURT-AT-LAW NO. 2	\$1,108.40	40.7500
450 - DISTRICT CLERK	\$777.07	39.7800
451 - JUSTICE OF THE PEACE, PRECINCT 1	\$654.65	30.6550
452 - JUSTICE OF THE PEACE, PRECINCT 2	\$557.99	30.3750
453 - JUSTICE OF THE PEACE, PRECINCT 3	\$1,418.89	58.8750
454 - JUSTICE OF THE PEACE, PRECINCT 4	\$562.16	30.2500
475 - COUNTY ATTORNEY	\$3,559.45	148.9150
490 - ELECTIONS ADMINISTRATION	\$583.50	34.6200
493 - HUMAN RESOURCES	\$19.40	0.8750
495 - COUNTY AUDITOR	\$2,538.97	115.1250
496 - PURCHASING	\$236.29	14.3750
497 - COUNTY TREASURER	\$381.03	16.6300
499 - TAX ASSESSOR-COLLECTOR	\$6,282.22	253.0300
503 - MIS DEPARTMENT	\$2,887.14	115.7900
516 - BUILDING MAINTENANCE	\$290.64	15.8400
545 - FIRE MARSHAL	\$5,103.78	207.1250
554 - CONSTABLE, PRECINCT 4	\$217.72	9.1250
562 - HIGHWAY PATROL	\$505.90	24.1250
570 - ADULT DETENTION CENTER (JAIL)	\$1,862.44	86.6250
600 - CSCD (ADULT PROBATION)	\$4,784.42	242.6250
620 - ROAD & BRIDGE	\$5,808.14	270.9750
635 - ENVIRONMENTAL HEALTH	\$182.67	9.3290
637 - ANIMAL CONTROL	\$1,719.80	84.7750
665 - AGRICULTURE EXTENSION SERVICE	\$858.35	36.2850
672 - JUVENILE PROBATION	\$5,576.49	210.5100
673 - JUVENILE DETENTION	\$2,932.84	116.9900
Grand Totals	\$53,770.41	2,339.6590



Payroll History Report

Pay Date Range 08/01/21 - 08/31/21

Payroll History Total

Hours Description	Hours	Gross	Withholdings and Deductions	Gross Base
ADMIN LEAVE - ADMINISTRATIVE LEAVE	500.0000	10,843.03	Gross	2,390,455.21
ADMIN PAY - ADMINISTRATIVE PAY	16.0000	364.24	Federal Income Tax	207,470.43
ADV JAILER-HRLY - Advanced Jailer-Hourly	.0000	720.00	FICA	140,283.68
ADV PO APPOINTED - Advanced Peace Officer Appointed	.0000	100.00	Medicare	32,808.18
ADV PO ELECTED - Advanced Peace Officer Elected	.0000	100.00	Adult Probation Post Tax	324.73
ADV PO HOURLY - Advanced Peace Officer Hourly	.0000	1,650.00	Adult Probation Pre Tax	5,125.75
ADV TELE-HOURLY - Advanced Telecommunicator-HRLY	.0000	180.00	AETNA Accident	5,766.38
AUTO APPOINTED - Auto Allowance Appointed	.0000	1,166.66	AETNA Critical Illness	6,249.00
AUTO ELECTED - Auto Allowance Elected Officials	.0000	5,200.01	AETNA Hospital	3,345.48
CELL PHONE ELECT - Cell Phone Elected	.0000	300.00	Bankruptcy Payments	765.24
CELL PHONE HRLY - Cell Phone Hourly	.0000	420.00	Child Support	9,971.75
CHS - Courthouse Security	77.7500	1,755.54	CHILD SUPPORT	395.50
COMP IN OT - Comp Earned Overtime	405.2500	.00	CHILD SUPPORT	470.76
COMP USED - Comp Used	695.6250	15,383.87	CHUBB Permanent Life	5,424.68
COMP USED PT - Comp Used Part Time	1.0000	12.50	Dental-EE(+CH)	6,000.00
COMP USED TEMP - Comp Used Temporary	1.0000	13.47	Dental-EE(+FAM)	7,488.00
COVID19 SK HR 100 - COVID-19 Sick Hourly 100	1,583.7500	32,489.99	Dental-EE(+SP)	3,567.00
COVID19 SK PT 100 - COVID-19 Sick PT 100	73.0000	1,340.00	Dental-EE(ONLY)	5,475.50
DIST JUDGE SUPP - District Judge Supplement	.0000	400.00	HealthEq. Flexible Spenc	20,639.20
DOEP - Adult Probation Instructor	.0000	976.50	HealthEq. FSA Depend	1,043.32
DWI-ED - Adult Probation Instructor DWI	.0000	120.00	Medical-EE(+CH)	25,070.00
GYM REIMB - Gym Membership Reimbursement	.0000	750.00	Medical-EE(+FAM)	29,359.00
HRLY - Hourly	73,996.0000	1,646,273.14	Medical-EE(+SP)	11,840.00
INT JAILER-HRLY - Intermediate Jailer-Hourly	.0000	220.00	Nationwide Deferred Co.	5,569.06
INT PO HOURLY - Intermediate Peace Off-Hourly	.0000	750.00	Property Tax Escrow Ac	4,692.50
JDO-SUPP - Juv Det Officer Cert Suppmnt	.0000	2,330.00	Retirement Hrlly/Sal	165,860.52
JPO CHIEF CERT - JPO Certification Pay for Chief	.0000	186.60	United Way	19.68
JPO-SUPP - JPO Certification Pay	.0000	1,866.00	UNUM Long-Term Disab	2,240.71
JURY - JURY DUTY	6.0000	129.00	UNUM LTD Rounding	(.02)
JUV BOARD - Juvenile Board Salary	.0000	1,200.00	UNUM Short-Term Disat	4,798.44
JUV MEALS - Juvenile Meals other than trng	.0000	30.00	UNUM STD Rounding	.11
LONGEVITY-ATTY - Longevity for Attorneys Qrtly	.0000	8,300.00	Valic Deferred Comp	10,980.00
LWOP - Leave Without Pay	387.7500	.00	Valic Roth 457(b)	40.00
MASTER JAILER-HR - Master Jailer Hourly	.0000	1,280.00	Vision EE only Buy Up	733.32
MASTER PO HRLY - Master Peace Officer Hourly	.0000	8,900.00	Vision EE+CH Buy Up	367.65
MASTER PO-ELECTE - Master Peace Officer-Elected	.0000	800.00	Vision EE+FAM Buy Up	1,171.79
MASTER TELE-HRLY - Master Telecommunicator-Hrly	.0000	660.00	Vision EE+SP Buy Up	493.68
MILITARY - Military Leave With Pay	140.0000	3,258.20	Vision Employee + Child	510.60
OT - Overtime	1,167.5000	26,588.06	Vision Employee + Fami	616.00
OT FLSA REG - Regular Overtime	.0000	13,989.79	Vision Employee + Spol	311.10
PERS ACCRUED - Personal Time Accrued	8.0000	.00	Vision Employee Only	775.52
PERS LOST - Personal Time Lost	(4.0000)	.00	Net	\$1,662,390.97
PERS USED - Personal Time Used	57.2500	1,056.32	Benefits	Amount
PT - Part Time Employee	3,084.2500	48,783.03	Medical and Dental Cont	458,796.00
PT- SALARY - Part Time Salaried	.0000	2,455.20	RETIREMENT BI-WEEKL	261,934.59
SAL APPOINTED - Salary Appointed Officials	.0000	73,604.22	RETIREMENT MONTHLY	414.75
SAL ELECTED - Salary Elected Officials	.0000	126,329.42	RETIREMENT SALARY P	18,429.38
SALARY - Salary	.0000	180,129.62	Total	\$739,574.72
SERT OFFICER - SERT Officer	.0000	1,440.00		
SICK ACCRUED - Sick Time Accrued	3,346.1288	.00		
SICK LOST - Sick Lost	90.5883	.00		
SICK POOL DONATE - Sick Hours Donated to Pool	32.3315	.00		
SICK SALARY - Sick Salaried Employee	120.0000	.00		
SICK USED - Sick Time Used	2,496.7500	53,970.71		
SICK USED PT - SICK USED PT	14.5000	179.85		
STATE SUPP - State Supplement Elected	.0000	2,100.00		
SUPPLEMENTAL PAY - Supplemental Pay	.0000	891.14		
TEMP - Temporary Employee	652.5000	8,211.75		
UNIFORM RENTAL - Uniform Rental Non Cash Use Fee	.0000	772.94		
VAC ACCRUED - Vacation Accrued	4,257.3879	.00		
VAC SALARY - Vacation Used Salaried Employee	144.0000	.00		
VAC USED - Vacation Used-hourly	4,045.2391	97,330.29		
VAC USED PT - VAC USED PT	32.5375	453.72		
VEHICLE - Vehicle Non Cash Use Fee	.0000	1,113.00		
WC Medical - Medical Admin Leave	4.7500	134.14		
WC TAXED - Workers Comp Taxed	10.0000	323.50		
WXD USED - Inclement Weather Used	89.0000	2,015.70		
Total	97,531.8381	\$2,390,455.21		



Texas County and District Retirement System
Retirement Contribution Certification

TCDRS-3A
 Revised 3/05

Employer Name Guadalupe County Employer Number 193

Contact Person Terri B Troncoso Telephone Number 830-303-4188 ext. 1374

Reporting Month/Year Aug-21

I certify this to be a true and complete report of the retirement contributions required by the Texas County and District Retirement System for the above employer.

Hinda Douglass
 Signature of Authorized Official

COUNTY TREASURER
 Title

Calculation of Funds

Employee Deposits

Employee Deposits Grand Total \$165,860.52

Employer Contributions

	Employee Deposits Grand Total	Employee Deposit Rate	Employer Contribution Rate	
Employer Contributions	<u>165,860.52</u>	<u>7%</u>	<u>11.85%</u>	\$280,778.72
Optional Group Term Life	<u>165,860.52</u>	<u>0%</u>	<u>0.00%</u>	\$0.00

Monthly Adjustment Report Totals from TCDRS-3B

Total Employee Deposit Adjustments	\$0.00
Total Employer Contribution Adjustments	\$0.00
Total Optional Group Term Life Adjustments	\$0.00
Total Adjustments	\$0.00

Overpayments/Underpayments from Previous Reports

Add or Subtract Payment Variances from Prior Report \$0.00

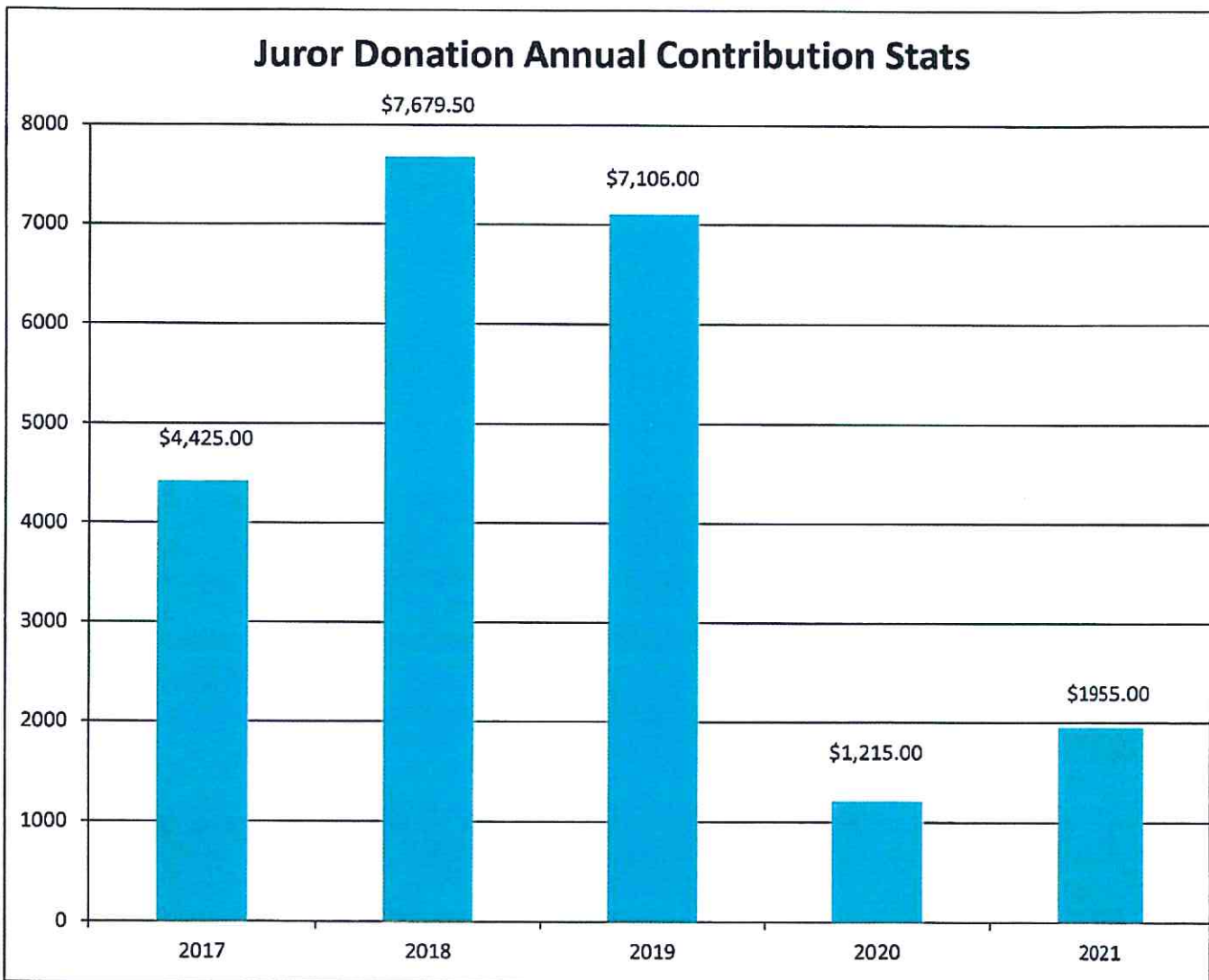
Total Funds Due	\$446,639.24
TOTAL FUNDS SUBMITTED	\$446,639.24
Difference	\$0.00

Annual Juror Donations and Charities

Jurors are able to donate all or part of their pay to the following charities:


- Court Appointed Special Advocates (CASA)
- Guadalupe County Child Welfare Service
- Guadalupe County Crime Stoppers
- Guadalupe Valley Family Violence Shelter
- Rural Area Parenting Services (RAPPS) (Business closed August 2021)
- Texas Victims Compensation Fund
- Veterans Court Program

Historical Data on Annual Juror Donations to Non-Profits



AS OF 8/31/2021

Treasurer's Investment Report



SUBMITTED TO: COMMISSIONERS' COURT, GUADALUPE COUNTY
BY: HONORABLE LINDA DOUGLASS, COUNTY TREASURER

This report is prepared in accordance with the provisions of Government Code 2256.023, The Public Funds Investment Act, which require at least quarterly reporting of investment transactions for county funds to the Commissioners' Court. The investments held in Guadalupe County's portfolio comply with the Public Funds Investment Act and the County's Investment Policy and Strategies.

General Statement

This report summarizes the County's Investment Portfolio position and performance for the month ended August 31, 2021.

Funds of Guadalupe County will be invested in accordance with federal and state laws and within the boundaries of the Investment Policy. Investments shall be made with judgment and care under circumstances then prevailing-which persons of prudence, discretion, and intelligence exercise in the management of their own affairs, not for speculation, but for investment, considering the probable safety of their capital as well as the probable income to be derived. The first and foremost consideration of all Guadalupe County investment transactions is the suitability of the investment to the financial requirements of the County. Guadalupe County will invest according to investment strategies for each fund as they are adopted by Commissioners' Court resolution in accordance with PFIA 2256 of the Texas Government Code.

Currently the County's investments are made utilizing Texas Class Investment Pool, Certificates of Deposit, Brokerage CD's and Money Market Funds. Pools combine the cash of participating jurisdictions and invest the assets in securities otherwise allowed under state law as regarding government investments. During the current 2020-2021 fiscal year, interest earnings year to date totaled \$95,360.00 as of August 31, 2021 (See "Interest Earnings by Fund" schedule on page 19). These interest earnings include interest earned on First United Bank Accounts, Schertz Money Market Accounts, Certificates of Deposit, and Texas Class Investment Pool.

Cash Balances

“Cash balances” means the dollar amount in a checking account that can be transferred, invested, used to pay down a debt, or left in the account for compensation purposes. The total available cash balances on-hand in First United Bank, Schertz Bank & Trust, and Texas Class as of August 31, 2021 was \$75,669,286.00 (See “Cash Balances” schedule on page 20). Balances in Texas Class and Certificates of Deposit made up 52% of all invested monies. Cash balances in First United Bank and Schertz Bank and Trust bank accounts are monitored on a daily basis.

Collateral Adequacy

Collateral on cash balances and investments was adequate during the month. Collateral pledged as of July 31, 2021 is as follows: First United Bank FHLB Letters of Credit pledged plus FDIC insurance was \$61,801,522.00 Schertz Bank and Trust FHLB Letters of Credit pledged plus FDIC insurance was \$34,000,000.00, Marion State Bank collateral pledged plus FDIC insurance held in Safekeeping by Frost Bank is \$10,598,078.00.

Investment Strategy

In accordance with the Public Funds Investment Act, Guadalupe County Investment Strategies shall address the following priorities:

- Understanding of the suitability of the investment to the financial requirements of the County;
- Preservation and safety of principal;
- Liquidity;
- Marketability of the investment if the need arises to liquidate the investment before maturity;
- Diversification of the investment portfolio; and
- Yield

A portion of the operating portfolio will be used to invest funds in Texas Class Investment Pool and Money Market Funds. Available funds can be invested in highly liquid short-term Treasury Bills, Agency Discount Notes, US Government Bonds and Certificates of Deposit with a stated maturity of thirty-six (36) months or less when their yield exceeds Texas Class or Money Market Fund Rates. The dollar weighted average maturity of 365 days or less will be calculated using the stated final maturity dates of each security.

Guadalupe County will attempt to diversify its investments to help insure the financial security and optimum liquidity of funds while achieving the maximum yield adhering to the County Investment Policy and state laws.

Monies will continue to be invested in a positive manner based on cash flow needs of Guadalupe County. Investments are made with the intention of holding to maturity, but with the ability to liquidate should funds be needed at any time. As always, we remain focused on safety, liquidity and then yield.


We will avoid speculative investing and maintain the highest professional and ethical standards as custodians of the public trust.

This report has been prepared in compliance with the Local Government Code 116.112 and Government Code, Subchapter A, Chapter 2256, Public Funds Investment Act.

October 26, 2021
Submitted by:



Honorable Linda Douglass, COT CIO,
Guadalupe County Treasurer



Jacqueline Zambrano, CIO
Treasurer's Administrative Assistant

DESCRIPTION OF INVESTMENT INSTRUMENTS

Descriptions of the different instruments are as follows:

Certificates of Deposit - A deposit of funds, in a bank or savings and loan association, for a specified term that earns interest at a specified rate or rate formula. CD's may be secured or unsecured. They may be for terms as short as 1 week or as long as or longer than 10 years.

Commercial Paper - Unsecured, short-term promissory notes issued by corporations for specific amounts and with specific maturity dates. Commercial Paper may be sold on a discount basis or may bear interest. Terms can be as short as 1 day and usually do not exceed 270 days

Discount Notes – Securities that do not pay periodic interest. Investors earn the difference between the discount issue price and the full face value paid at maturity.

Fair Value – the amount at which a financial instrument could be exchanged in a current transaction between willing parties, other than in a force or liquidation sale.

Federal Agencies – were created to provide credit to various sectors of the economy. They include issuance of discount notes, coupon notes and bonds, and mortgage securities.

Market Value - the amount of which an instrument can be sold on a given date, prior to maturity.

Money Market Mutual Fund – are interest bearing funds that invest in short term investments so that the funds remain liquid and available to depositors. Such funds will normally include in their investment objectives the maintenance of a stable net asset value. The dollar-weighted average stated maturity of such funds is usually 60 days or less.

Par Value – the amount the collateral is worth if it's sold as face value.

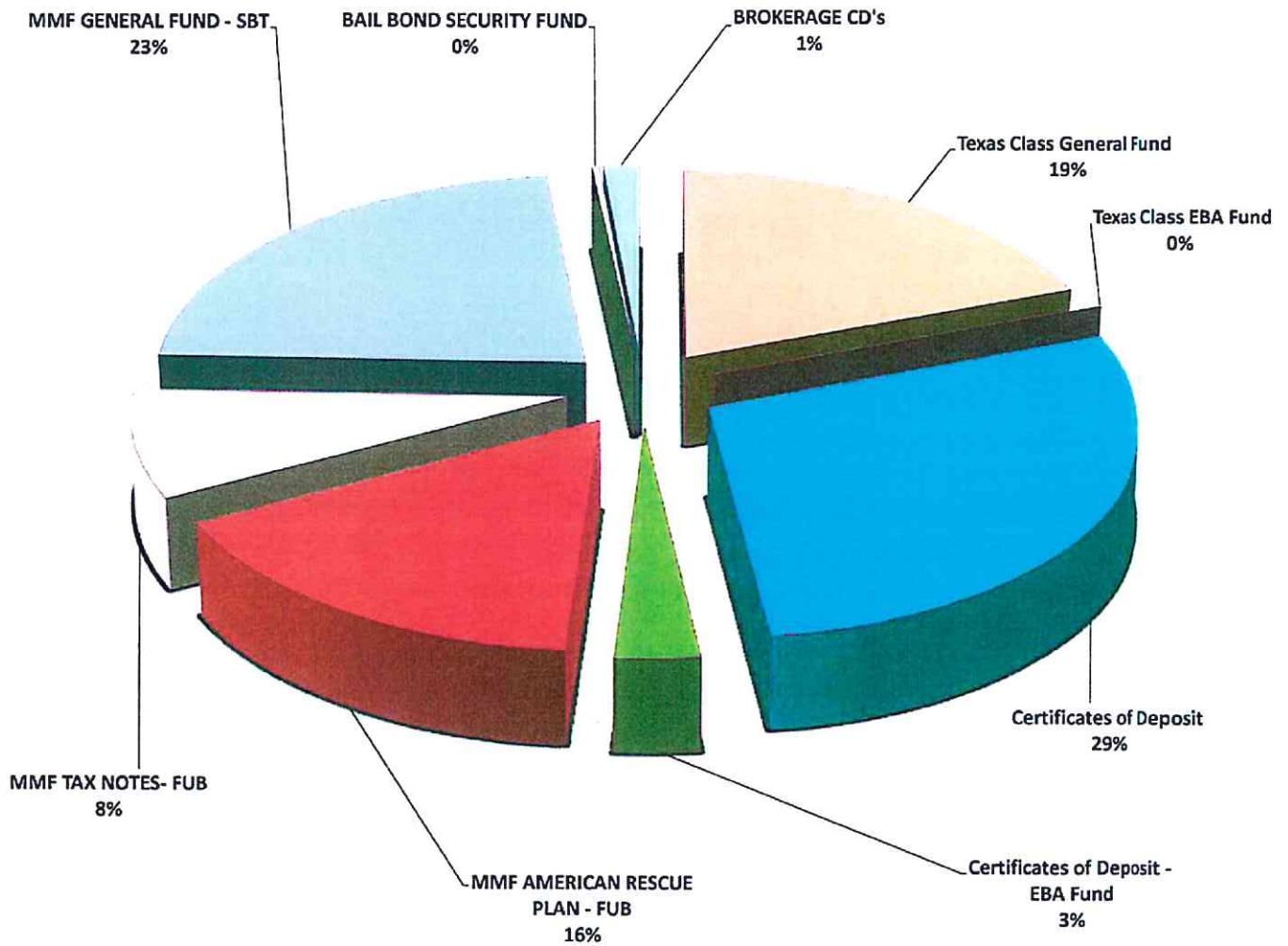
Repurchase Agreements (Repos) – are short-term agreements to purchase securities and then, at a specified time, sell them back to the original party at the same price. Repos are agreements, not instruments, and transactions are generally subject to a Master Repurchase Agreement that stipulates the rights and obligations of the parties involved. The securities delivered are considered collateral and are usually treasuries, agencies, or mortgages. A stated "Repo rate" is the rate of interest that may be earned calculated on an actual-day month/360-day year basis.

Treasury Bills – are issued at a discount at an auction conducted by the Federal Reserve Bank. Bills may be issued in maturities of 3-months, 6-months, or 1-year. The difference between the face amount at maturity and the discounted amount paid by the investor is the income earned on the security. The market for treasury bills is the most active and most carefully watched sector in the world. Every other type of security trades at a basis spread over treasuries.

Treasury Notes & Bonds – are interest-bearing securities with a stated coupon rate issued at or near face value and redeemable at face value. Notes have maturities from 1 to 10 years and bonds have maturities from 10 to 30 years.

**PORTFOLIO BY TYPE OF INVESTMENT ALLOCATION
AS OF AUGUST 31, 2021**

Texas Class General Fund	\$	19,345,773.00
Texas Class EBA Fund	\$	-
Certificates of Deposit	\$	29,008,695.00
Certificates of Deposit - EBA Fund	\$	3,000,000.00
MMF AMERICAN RESCUE PLAN - FUB	\$	16,207,389.00
MMF TAX NOTES- FUB	\$	8,416,272.00
MMF GENERAL FUND - SBT	\$	22,888,838.00
BAIL BOND SECURITY FUND	\$	310,000.00
BROKERAGE CD's	\$	1,494,000.00
TOTAL	\$	100,670,967.00



INTEREST RATES HISTORY BY MONTH AND YEAR

FIRST UNITED BANK ACCOUNTS					
	2017	2018	2019	2020	2021
JAN	0.10%	0.15%	0.15%	0.25%	0.25%
FEB	0.10%	0.15%	0.15%	0.25%	0.25%
MAR	0.10%	0.15%	0.15%	0.25%	0.25%
APR	0.10%	0.15%	0.15%	0.25%	0.25%
MAY	0.10%	0.15%	0.15%	0.25%	0.25%
JUNE	0.15%	0.15%	0.17%	0.25%	0.25%
JULY	0.15%	0.15%	0.25%	0.25%	0.25%
AUG	0.15%	0.15%	0.25%	0.25%	0.25%
SEPT	0.15%	0.15%	0.25%	0.25%	
OCT	0.15%	0.15%	0.25%	0.25%	
NOV	0.15%	0.15%	0.25%	0.25%	
DEC	0.15%	0.15%	0.25%	0.25%	

FUB-MONEY MARKET FUND					
	2017	2018	2019	2020	2021
JAN	0.15%	0.25%	0.25%	0.50%	0.50%
FEB	0.15%	0.25%	0.25%	0.50%	0.50%
MAR	0.15%	0.25%	0.25%	0.50%	0.50%
APR	0.15%	0.25%	0.25%	0.50%	0.50%
MAY	0.19%	0.25%	0.25%	0.50%	0.50%
JUNE	0.25%	0.25%	0.28%	0.50%	0.50%
JULY	0.25%	0.25%	0.70%	0.50%	0.50%
AUG	0.25%	0.25%	0.50%	0.50%	0.50%
SEPT	0.25%	0.25%	0.50%	0.50%	
OCT	0.25%	0.25%	0.50%	0.50%	
NOV	0.25%	0.25%	0.50%	0.50%	
DEC	0.25%	0.25%	0.50%	0.50%	

SCHERTZ BANK & TRUST MONEY MARKET FUND					
	2017	2018	2019	2020	2021
JAN	0.60%	0.75%	1.76%	1.76%	1.00%
FEB	0.60%	0.75%	1.76%	1.76%	1.00%
MAR	0.60%	0.75%	1.76%	1.00%	1.00%
APR	0.60%	0.75%	1.76%	1.00%	1.00%
MAY	0.60%	0.75%	1.76%	1.00%	1.00%
JUNE	0.60%	0.75%	1.76%	1.00%	1.00%
JULY	0.60%	1.51%	1.76%	1.00%	1.00%
AUG	0.60%	1.51%	1.76%	1.00%	1.00%
SEPT	0.60%	1.51%	1.76%	1.00%	
OCT	0.60%	1.51%	1.76%	1.00%	
NOV	0.60%	1.51%	1.76%	1.00%	
DEC	0.70%	1.76%	1.76%	1.00%	

TEXAS CLASS INVESTMENT POOL					
	2017	2018	2019	2020	2021
JAN	0.96%	1.56%	2.62%	1.85%	0.13%
FEB	0.97%	1.62%	2.63%	1.77%	0.10%
MAR	1.00%	1.75%	2.61%	1.47%	0.10%
APR	1.06%	1.95%	2.58%	1.10%	0.08%
MAY	1.09%	2.06%	2.56%	0.76%	0.07%
JUNE	1.13%	2.16%	2.50%	0.59%	0.06%
JULY	1.20%	2.24%	2.41%	0.45%	0.06%
AUG	1.23%	2.24%	2.28%	0.32%	0.05%
SEPT	1.25%	2.26%	2.20%	0.25%	
OCT	1.27%	2.34%	2.09%	0.17%	
NOV	1.30%	2.42%	1.94%	0.14%	
DEC	1.41%	2.50%	1.88%	0.13%	

INTEREST EARNINGS BY FUND VS ACTUAL FY 2020 / 2021

FUND	OCT.2020- JAN.2021 INTEREST	FEB. 2021- MAY 2021 INTEREST	JUN. 2021 INTEREST EARNED	JUL. 2021 INTEREST EARNED	AUG. 2021 INTEREST EARNED	TOTAL INTEREST YEAR-TO-DATE	ANNUAL BUDGET FY 20-21	YTD DIFFERENCE
GF NON-DEPARTMENTAL 100-409-330-7610	\$ 286,580.98	\$ 242,925.55	\$ 67,490.41	\$ 64,198.23	\$ 82,438.80	\$ 743,633.97	\$ 780,000.00	\$ (36,366.03)
GF TAX ASSESSOR COLLECTOR 100-499-330-7610	\$ 4,244.79	\$ 1,528.65	\$ 284.78	\$ 310.50	\$ 269.41	\$ 6,638.13	\$ 4,000.00	\$ 2,638.13
ROAD & BRIDGE FUND 200-620-330-7610	\$ 157.04	\$ 41,945.49	\$ 4,250.50	\$ 4,224.68	\$ 4,252.27	\$ 54,829.98	\$ 55,000.00	\$ (170.02)
JUVENILE PROBATION FUND 325-672-330-7610	\$ 983.99	\$ 1,073.35	\$ 286.05	\$ 434.09	\$ 347.42	\$ 3,124.90	\$ 2,000.00	\$ 1,124.90
325-672-330-7611	\$ 104.36	\$ 103.03	\$ 50.65	\$ 36.51	\$ 38.13	\$ 332.68	\$ 100.00	\$ 232.68
326-672-330-7610	\$ 29.43	\$ 23.75	\$ 9.50	\$ 6.51	\$ 6.10	\$ 75.29	\$ 50.00	\$ 25.29
327-672-330-7610	\$ 44.06	\$ 33.66	\$ 12.64	\$ 8.37	\$ 7.75	\$ 106.48	\$ 100.00	\$ 6.48
CO. CLERK RECORDS ARCHIVE 411-100-330-7610	\$ 413.05	\$ 4,720.06	\$ 923.10	\$ 933.72	\$ 1,320.06	\$ 8,309.99	\$ 1,000.00	\$ 7,309.99
HAVA FUND 422-100-330-7610	\$ -	\$ 132.55	\$ 18.90	\$ 17.59	\$ 12.00	\$ 181.04	\$ -	\$ 181.04
CHILD WELFARE FUND 439-100-330-7610	\$ 23.28	\$ 27.63	\$ 6.62	\$ 6.91	\$ 4.01	\$ 68.45	\$ -	\$ 68.45
CO ATTY STATE FORFEITURE 446-100-330-7610	\$ 567.73	\$ 580.86	\$ 148.62	\$ 156.22	\$ 154.48	\$ 1,607.91	\$ -	\$ 1,607.91
GENERAL FUND DEBT SERVICE 600-680-330-7610	\$ 293.78	\$ 3,337.23	\$ 265.29	\$ 18.81	\$ 11.84	\$ 3,926.95	\$ 3,500.00	\$ 426.95
TAX NOTE SERIES 2020 701-330-7610	\$ 2,714.36	\$ 9,730.99	\$ 3,459.50	\$ 3,576.19	\$ 3,577.72	\$ 23,058.76	\$ 8,000.00	\$ 15,058.76
RECOVERY FUND 714-930-330-7610	\$ -	\$ -	\$ -	\$ 1,287.43	\$ 2,064.52	\$ 1,287.43	\$ -	\$ 1,287.43
JAIL COMMISSARY FUND 800-100-330-7610	\$ 174.62	\$ 326.62	\$ 83.33	\$ 80.73	\$ 57.91	\$ 723.21	\$ 200.00	\$ 523.21
EMPLOYEE BENEFIT FUND 850-698-330-7610	\$ 8,435.17	\$ 5,685.72	\$ 560.32	\$ 4,061.40	\$ 756.72	\$ 19,499.33	\$ 40,000.00	\$ (20,500.67)
WORKERS' COMP FUND 855-699-330-7610	\$ 157.34	\$ 247.52	\$ 63.60	\$ 65.97	\$ 40.91	\$ 575.34	\$ 400.00	\$ 175.34
TOTAL INTEREST EARNED	\$304,923.98	\$312,422.66	\$77,913.81	\$79,423.86	\$95,360.05	\$870,044.36	\$ 894,350.00	\$ (26,370.16)

*Interest earned includes all investment interest (both Texas Class and Certificates of Deposit) and interest earned on all demand deposit accounts and Money Market Fund accounts.

GENERAL LEDGER BANK RECONCILIATION BALANCES AS OF 08/31/2021

FUND	ACCT #	FIRST UNITED BANK		SCHERTZ BANK	TXCLASS
		ACCOUNTS	MONEY MARKET	MONEY MARKET	ACCOUNTS
ADULT PROBATION ACCONT	XX5250	\$ 471,274.06			
FIRST UNITED GENERAL FUND	XX3313	\$ 2,316,822.05			
PAYROLL ACCT.	XX4824	\$ 300,470.22			
JUVENILE PROBATION	XX2308	\$ 507,739.41			
SHERIFF'S FORFEITURE	XX4867	\$ 320,405.90			
STATE FORFEITURE PROCEEDS PCT 1	XX0298	\$ 1.48			
STATE FORFEITURE PROCEEDS PCT 3	XX3844	\$ 2,261.15			
FIRST UNITED EMPLOYEE BENEFIT	XX4645	\$ 3,394,807.68			
FSA-AFLAC	XX2748	\$ 60,991.44			
TAX NOTE SERIES 2020	XX4750	\$ 24,477.43			
JURY FUND	XX6317	\$ 5,793.36			
CHILD PROTECTION	XX4832	\$ 19,300.99			
BAIL BOND SECURITY	XX6475	\$ 164,644.02			
INVESTMENT ACCOUNT	XX7229	\$ -			
ADULT PROBATION MMF	XXX258		\$ 617,979.54		
TAX NOTE SERIES 2020 MMF	XX5171		\$ 8,416,271.67		
JUVENILE PROBATION MMF	XX6266		\$ 604,045.65		
AMERICAN RESCUE PLAN	XX1797		\$ 16,207,388.95		
SBT MMF GENERAL FUND	XXX697			\$ 22,888,837.77	
TXCLASS EMPLOYEE BENEFIT MMF	XX0003				\$ -
TXCLASS GENERAL FUND	XX0002				\$ 19,345,773.68
TOTAL CASH BALANCES		\$ 7,588,989.19	\$ 25,845,685.81	\$ 22,888,837.77	\$ 19,345,773.68
GENERAL LEDGER BANK BALANCES					
AS OF 08/31/2021				\$ 75,669,286.45	

**GUADALUPE COUNTY CD INVESTMENT PORTFOLIO AS OF
AUGUST 31, 2021**

Certificates of Deposit

Description	Purchase Date	Maturity Date	Interest Rate	Beginning Principal Balance	Total Interest Paid in August	Ending Market Value 08/31/2021
FUB XXXX374	08/24/20	02/24/22	1.66%	\$ 2,030,590.89	\$ 2,862.86	\$ 2,033,453.75
FUB XXXX358	08/24/20	08/24/21	1.66%	\$ 2,030,590.89	\$ 2,862.86	\$ 2,033,453.75
FUB XXXX366	08/24/20	08/24/22	1.66%	\$ 2,030,590.89	\$ 2,862.86	\$ 2,033,453.75
FUB XXXX821	03/02/21	03/02/22	1.66%	\$ 2,011,120.09	\$ 2,835.41	\$ 2,013,955.50
FUB XXXX848	03/02/21	09/02/22	1.66%	\$ 2,011,120.09	\$ 2,835.41	\$ 2,013,955.50
FUB XXXX856	03/02/21	03/02/23	1.66%	\$ 2,011,120.09	\$ 2,835.41	\$ 2,013,955.50
FUB XXXX809	04/29/21	04/29/23	1.66%	\$ 2,008,288.68	\$ 2,831.42	\$ 2,011,120.10
FUB XXXX706 -EBA	08/03/21	02/03/22	1.67%	\$ 1,500,000.00	\$ -	\$ 1,500,000.00
FUB XXXX714- EBA	08/03/21	08/03/23	1.67%	\$ 1,500,000.00	\$ -	\$ 1,500,000.00
MSB XXXX099	05/10/18	05/10/22	1.66%	\$ 2,147,942.75	\$ 3,030.37	\$ 2,150,973.12
MSB XXXX146	02/17/19	02/17/22	1.60%	\$ 2,642,813.07	\$ 3,593.69	\$ 2,646,406.76
MSB XXXX147	02/17/19	02/17/23	1.60%	\$ 2,671,903.13	\$ 3,633.24	\$ 2,675,536.37
MSB XXXX378	02/05/20	08/05/21	2.50%	\$ 1,154,104.88	\$ 2,453.01	\$ 1,156,557.89
SBT XXXX250	08/07/19	08/07/21	2.50%	\$ 2,214,229.45	\$ 14,154.13	\$ 2,228,383.58
SBT XXXX498	03/02/20	09/02/21	2.25%	\$ 3,091,340.10	\$ 5,907.42	\$ 3,097,247.52
SBT XXXX499	03/02/20	03/02/22	2.25%	\$ 5,152,233.50	\$ 9,845.71	\$ 5,162,079.21
CD Totals ending 08/31/2021				\$ 36,207,988.50	\$ 62,543.80	\$ 32,008,694.97

Benchmark: Average 90 day Treasury Bill .04%

FUB - FIRST UNITED BANK TOTAL GL	Schertz Bank & Trust
\$ 15,119,894.10	\$ 8,259,326.73
Marion State Bank	
\$ 8,629,474.14	

*NEW CD


*RENEWED CD

*REDEEMED CD

**MULTI-BANK BROKERAGE ACCOUNT STATEMENT
SEPTEMBER 1, 2021 TO SEPTEMBER 30**

Issuer	Quantity	Market Price	Settlement Date	Maturity Date	Beginning Account Market Value	Ending Account Market Value	Estimated Annual Income	Bond Interest Paid	Withdrawals Cash & Securities	(1) Net Change in Portfolio
CAPITAL ONE NATL ASSN CUSIP 14042RML2 SEMI ANNUALLY INTEREST @ 2.10%	\$ -	0.0000	7/31/2019	8/2/2021	247,041.99	247,000.00	\$ -	\$ 2,600.61	\$ (2,600.61)	\$ (41.99)
CAPITAL ONE BANK USA CUSIP 14042TGG1 SEMI ANNUALLY INTEREST @ 2.10%	\$ -	0.0000	7/31/2019	8/2/2021	247,041.99	247,000.00	\$ -	\$ 2,600.61	\$ (2,600.61)	\$ (41.99)
THREE RIVERS FED CR UN CUSIP 88563LAH0 MONTHLY INTEREST @ 2.08%	\$ -	0.0000	8/1/2019	8/2/2021	249,042.33	249,000.00	\$ -	\$ 458.43	\$ (458.43)	\$ (42.33)
ENCORE BK LITTLE ROCK ARK CUSIP 29260MAS4 MONTHLY INTEREST @ 1.65%	\$ 249,000.00	100.6080	1/17/2020	1/18/2022	250,837.62	250,513.92	\$ 4,108.50	\$ 348.94	\$ (348.94)	\$ (323.70)
GREENSTATE CR UN NORTH CUSIP 39573LAJ7 MONTHLY INTEREST @ 1.70%	\$ 249,000.00	100.6670	1/30/2020	01/31/2022	251,039.31	250,710.63	\$ 4,233.00	\$ 359.51	\$ (359.51)	\$ (328.66)
HANMI BK LOS ANGELES CALIF CUSIP 410493EQ8 MONTHLY INTEREST @ 1.65%	\$ 249,000.00	100.6080	1/17/2020	1/18/2022	250,837.62	250,513.92	\$ 4,108.50	\$ 348.94	\$ (348.94)	\$ (323.70)
RIVER BANK STODDARD WIS CUSIP 76804DAG4 MONTHLY INTEREST @ 1.60%	\$ 249,000.00	100.6330	1/30/2020	1/28/2022	250,879.95	250,576.17	\$ 3,984.00	\$ 338.37	\$ (338.37)	\$ (303.78)
WELLS FARGO NATL BK WEST CUSIP 949495AN5 MONTHLY INTEREST @ 1.80%	\$ 249,000.00	100.6660	7/17/2020	1/18/2022	251,011.92	250,658.34	\$ 4,482.00	\$ 380.66	\$ (380.66)	\$ (353.58)
ANDERSON BROS BANK CUSIP 033537AM3 MONTHLY INTEREST @ 1.60%	\$ 249,000.00	100.6840	2/5/2020	2/4/2022	251,019.39	250,703.16	\$ 4,108.50	\$ 348.94	\$ (348.94)	\$ (316.23)
SUB-TOTALS	\$ 1,494,000.00				\$ 2,248,752.12	\$ 2,246,676.14	\$ 25,024.50	\$ 7,785.01	\$ (7,785.01)	\$ (2,075.98)
BOND INTEREST ADJUSTMENT					\$ -	\$ (743,000.00)		\$ 743,000.00	\$ (743,000.00)	
ENDING ACCOUNT VALUE	\$ 1,494,000.00				\$ 2,248,752.12	\$ 1,503,676.14	\$ 25,024.50	\$ 750,785.01	\$ (750,785.01)	\$ (2,075.98)

(1) Net Change in Portfolio is the difference between the ending account value and beginning account value after activity



COVID-19 Hours Paid as of 08/31/2021

Department	Hours	Gross
400 COUNTY JUDGE	80.0000 \$	2,176.00
401 COMMISSIONERS COURT	73.7500 \$	1,413.05
403 COUNTY CLERK	331.7500 \$	6,129.10
405 VETERANS SERVICES OFFICER	19.5000 \$	253.50
427 COUNTY COURT-AT-LAW NO. 2	70.7500 \$	1,924.40
450 DISTRICT CLERK	235.5000 \$	4,526.73
451 JUSTICE OF THE PEACE, PRECINCT 1	302.7500 \$	5,911.19
452 JUSTICE OF THE PEACE, PRECINCT 2	62.7500 \$	1,152.72
453 JUSTICE OF THE PEACE, PRECINCT 3	72.0000 \$	1,324.80
475 COUNTY ATTORNEY	70.2500 \$	3,557.34
490 ELECTIONS ADMINISTRATION	56.5000 \$	1,014.21
493 HUMAN RESOURCES	149.5000 \$	2,885.36
496 PURCHASING	99.2500 \$	1,514.79
497 COUNTY TREASURER	16.0000 \$	228.48
499 TAX ASSESSOR-COLLECTOR	548.5000 \$	9,466.30
503 MIS DEPARTMENT	102.7500 \$	2,407.91
516 BUILDING MAINTENANCE	409.2500 \$	5,993.42
517 GROUNDS MAINTENANCE	20.0000 \$	240.00
543 FIRE DEPARTMENTS	2.0000 \$	40.00
545 FIRE MARSHAL	105.0000 \$	1,526.75
551 CONSTABLE, PRECINCT 1	90.0000 \$	1,923.52
554 CONSTABLE, PRECINCT 4	94.0000 \$	1,791.40
560 COUNTY SHERIFF	1,508.2500 \$	36,682.55
570 ADULT DETENTION CENTER (JAIL)	2,039.2500 \$	44,323.09
620 ROAD & BRIDGE	1,143.0000 \$	23,038.00
635 ENVIRONMENTAL HEALTH	201.2500 \$	3,508.00
672 JUVENILE PROBATION	427.2500 \$	10,380.72
673 JUVENILE DETENTION	997.5000 \$	22,320.90
Grand Total Employees 141	9,328.2500 \$	197,654.23



Weather Day Balance

As of
08/31/2021

<u>Primary Department</u>	<u>WXD - Inclement Weather</u>
543 - FIRE DEPARTMENTS	8.0000
545 - FIRE MARSHAL	4.2500
552 - CONSTABLE, PRECINCT 2	3.2500
554 - CONSTABLE, PRECINCT 4	32.0000
560 - COUNTY SHERIFF	96.2500
570 - ADULT DETENTION CENTER (JAIL)	11.2500
620 - ROAD & BRIDGE	5.7500
665 - AGRICULTURE EXTENSION SERVICE	1.7500
673 - JUVENILE DETENTION	20.0000
Grand Totals	182.5000