

# Guadalupe County Treasurer's Monthly and Investment Report

For the Month Ended  
December 31, 2020

Submitted by  
Honorable Linda Douglass  
Guadalupe County Treasurer


# Table of Contents

## Treasurer's Monthly Report

Treasurer's Letter of Transmittal	Page 2
Certification by County Treasurer	Page 3
Affidavit	Page 4
Statement of Receipts and Disbursements & Investments	Page 5-5(a)
Debt Service Schedule	Page 6
Monthly Departmental Revenues FY 20/21	Page 7
County Sales and Use Tax Comparison Summary 2020/2021	Page 8
Departmental Compensatory Time Liability Report	Page 9
Payroll History Report	Page 10
TCDRS Monthly Report	Page 11
Annual Juror Donations and Charities	Page 12

## Treasurer's Investment Report

General Statement	Page 13
Cash Balances	Page 14
Collateral Adequacy	Page 14
Investment Strategy	Page 14-15
Description of Investment Instruments	Page 16
Portfolio by Type of Investment	Page 17
Interest Rates History by Month and Year	Page 18
Interest Earnings by Fund	Page 19
General Ledger Bank Reconciliations Cash in Bank	Page 20
Guadalupe County Investment Portfolio	Page 21-23
COVID- 19 Hours Paid	Page 24



March 2, 2021

To: County Judge Kyle Kutscher and Commissioners' Court

From: Honorable Linda Douglass, Guadalupe County Treasurer

Re: Treasurer's Monthly and Investment Report Ending December 31, 2020

Honorable Members of the Commissioners' Court:

Attached you will find the transmittal of the County Treasurer's Report to Commissioners' Court for money received and disbursed; debts due to and owed by the county; and all other proceedings in the Treasurer's office for the month ended December 31, 2020 as required by the Texas Local Government Code Section 114.026.

In accordance with the provisions of Government Code 2256.023, the Public Funds Investment Act, which require at least quarterly reporting of investment transactions for county funds to the Commissioners' Court. The investments held in Guadalupe County's portfolio comply with the Public Funds Investment Act and Guadalupe County Investment Policy and Strategies.

Also, in accordance with State Law, the books and accounts of the County Treasurer are available to Commissioners' Court for inspection and examination, as desired. This report is also filed with the County Clerk as the official records management officer for Guadalupe County.

Should you have any questions concerning the information provided in this report or request for additional information, please feel free to contact me at (830) 303-4188, ext. 1338.

Respectfully Submitted,

A handwritten signature in black ink that reads "Linda Douglass". The signature is written in a cursive, flowing style.

Honorable Linda Douglass, CCT, CIO  
Guadalupe County Treasurer

CERTIFICATION BY COUNTY TREASURER

THE STATE OF TEXAS §

COUNTY OF GUADALUPE §

March 2, 2021


I, the undersigned, County Treasurer of Guadalupe County, Texas, do hereby swear and affirm that the attached Guadalupe County Treasurer's Monthly and Investment Report to be a true and correct statement, to the best of my knowledge, of all accounts under the control of Guadalupe County Treasurer for the month ended December 31, 2020.

  
\_\_\_\_\_  
Honorable Linda Douglass, CCT, CIO  
Guadalupe County Treasurer

THE STATE OF TEXAS  
THE COUNTY OF GUADALUPE

This instrument was sworn and subscribed before me on this 24 day of February, 2021.

Seal



  
\_\_\_\_\_  
Notary Public

---

**A F F I D A V I T**  
**COUNTY TREASURER'S MONTHLY AND INVESTMENT REPORT FOR**  
**THE MONTH ENDED DECEMBER 31, 2020**

---

**WHEREAS**, in accordance with Section §114.026 of the Texas Local Government Code, the County Treasurer shall make a detailed report of money received and disbursed; debts due to and owed by the county; and all other proceedings in the Treasurer's office shall be presented at the regular meeting of the Commissioners Court.

We the undersigned hereby certify and approve to the best of our knowledge and belief, that the attached information is a true and a complete list of all amounts received and paid from each fund since the County Treasurer's preceding report, and any balance remaining in the Treasurer's hand on the said 31st day of December 2020.

**FURTHER**, the amount of cash and other assets that were in the custody of the County Treasurer at the time of the examination was **\$85,312,592.00** as the Guadalupe County Investment Officer. This report has been prepared in compliance with the Local Government Code 116.112 and in accordance with Government Code, Subchapter A, Chapter 2256, of the Public Funds Investment Act.


**THEREFORE**, In accordance with Texas Local Government Code Section 114.026 and Section 116.112, I hereby submit my December 2020 reports as required by law for the Guadalupe County Commissioners' Court review and approval.


Submitted by:

  
\_\_\_\_\_  
Honorable Linda Douglass, Guadalupe County Treasurer

APPROVED this 2nd day of March 2021


  
\_\_\_\_\_  
Kyle Kutscher  
County Judge


  
\_\_\_\_\_  
Greg Seidenberger  
Commissioner Pct. 1

  
\_\_\_\_\_  
Michael Carpenter  
Commissioner Pct. 3

ATTEST:

  
\_\_\_\_\_  
Teresa Kiel  
County Clerk

  
\_\_\_\_\_  
Drew Engelke  
Commissioner Pct. 2

  
\_\_\_\_\_  
Judy Cope  
Commissioner Pct. 4



A complete detail copy of the Treasurer's Report is available in the County Treasurer's office or an official copy may be purchased at the County Clerk's office. The County Clerk is the official custodian of the Commissioners Court records.

**GUADALUPE COUNTY, TEXAS**

**Combined Statement of Receipts & Disbursements (Monthly Rpt)**

From Date: 12/1/2020 - To Date: 12/31/2020

Fund	Description	Beginning Balance	Total Debits	Total Credits	Ending Balance
100	GENERAL FUND	(\$3,974,877.53)	\$11,166,357.78	\$11,489,181.92	(\$4,297,701.67)
200	ROAD & BRIDGE FUND	(\$327,620.62)	\$1,676,040.08	\$709,216.51	\$639,202.95
201	CETRZ FUND	\$41,794.98	\$0.00	\$7,607.80	\$34,187.18
400	LAW LIBRARY FUND	\$98,851.15	\$4,935.21	\$1,259.00	\$102,527.36
403	SHERIFF'S STATE	\$371,848.00	\$9,884.79	\$52,953.27	\$328,779.52
405	SHERIFF'S FEDERAL	\$40,510.32	\$8.68	\$0.00	\$40,519.00
408	FIRE CODE INSPECTION	\$230,736.33	\$5,734.73	\$4,933.02	\$231,538.04
409	SHERIFF'S DONATION	\$9,200.66	\$4,028.00	\$2,389.40	\$10,839.26
410	COUNTY CLERK	\$139,413.48	\$38,920.41	\$11,559.00	\$166,774.89
411	CO. CLERK RECORDS	\$232,838.63	\$38,796.89	\$0.00	\$271,635.52
412	COUNTY RECORDS	\$120,197.51	\$2,310.66	\$0.00	\$122,508.17
413	VITAL STATISTICS	\$15,099.47	\$444.00	\$0.00	\$15,543.47
414	COURTHOUSE SECURITY	\$101,663.63	\$7,862.98	\$2,399.66	\$107,126.95
415	DISTRICT CLERK	\$29,321.13	\$728.45	\$0.00	\$30,049.58
416	JUSTICE COURT	\$97,872.92	\$2,265.16	\$0.00	\$100,138.08
417	CO & DIST COURT	\$26,773.54	\$220.28	\$0.00	\$26,993.82
418	JP JUSTICE COURT	\$18,490.45	\$97.17	\$64.68	\$18,522.94
420	SURPLUS FUNDS	\$143,971.03	\$9,527.40	\$2,277.09	\$151,221.34
430	COURT REPORTER FEE	\$27,264.12	\$2,585.21	\$0.00	\$29,849.33
431	FAMILY PROTECTION	\$80,521.32	\$643.87	\$0.00	\$81,165.19
432	DIST CLK RECORDS	\$57,471.75	\$1,365.21	\$0.00	\$58,836.96
433	COURT RECORDS	\$47,903.09	\$1,755.85	\$0.00	\$49,658.94
435	ALTERNATIVE DISPUTE	\$103,659.63	\$1,644.80	\$6,666.66	\$98,637.77
436	COURT-INITIATED	\$39,793.23	\$460.00	\$275.00	\$39,978.23
437	CHILD SAFETY FEE-GF	\$64,253.04	\$5,180.43	\$0.00	\$69,433.47
439	CHILD WELFARE BOARD	\$35,092.46	\$7.32	\$1,000.00	\$34,099.78
440	SPECIALTY	\$51,661.54	\$970.65	\$205.61	\$52,426.58
441	TRUANCY PREVENTION&	\$14,894.08	\$2,320.46	\$0.00	\$17,214.54
445	CA PRE-TRIAL	\$2,575.00	\$0.00	\$125.00	\$2,450.00
447	COUNTY ATTORNEY	(\$2,225.39)	\$7,500.00	\$2,934.81	\$2,339.80
453	CONSTABLE 3 STATE	\$363.45	\$0.66	\$0.00	\$364.11
463	CONSTABLE 3 FEDERAL	\$2,754.57	\$0.00	\$0.00	\$2,754.57
480	HOTEL OCCUPANCY	\$316,848.15	\$17,618.48	\$0.00	\$334,466.63
498	BAIL BOND SECURITY	\$191,037.97	\$0.00	\$0.00	\$191,037.97
499	EMPLOYEE FUND-GF	\$14,313.88	\$0.00	\$51.08	\$14,262.80
500	SPECIAL VIT INTEREST	\$541.97	\$0.00	\$0.00	\$541.97
501	COUNTY ATTORNEY HOT	\$18,840.97	\$30.00	\$115.88	\$18,755.09
505	LAW ENFORCEMENT	\$29,848.99	\$0.00	\$1,460.00	\$28,388.99
600	DEBT SERVICE	\$38,029.62	\$5.89	\$0.00	\$38,035.51
700	CAPITAL PROJECT FUND	\$2,731,453.40	\$0.00	\$471,146.68	\$2,260,306.72
702	DEPT OF HOMELAND	\$234.85	\$0.00	\$0.00	\$234.85
800	JAIL COMMISSARY FUND	\$335,483.72	\$34,762.76	\$24,265.99	\$345,980.49
850	EMPLOYEE HEALTH	\$1,038,305.81	\$772,900.31	\$614,474.34	\$1,196,731.78
855	WORKERS' COMPENSATION	\$239,481.20	\$62,602.22	\$0.00	\$302,083.42
<b>Grand Total:</b>		<b>\$2,896,487.50</b>	<b>\$13,880,516.79</b>	<b>\$13,406,562.40</b>	<b>\$3,370,441.89</b>

**GUADALUPE COUNTY, TEXAS**

**Other Assets Investments**

From Date: 12/1/2020 - To Date: 12/31/2020

<b>Fund</b>	<b>Description</b>	<b>Beginning Balance</b>	<b>Total Debits</b>	<b>Total Credits</b>	<b>Ending Balance</b>
100	GENERAL FUND	\$42,143,815.93	\$21,985,933.29	\$3,506,061.77	\$60,623,687.45
200	ROAD & BRIDGE FUND	\$5,295,345.91	\$3,441,096.84	\$1,500,000.00	\$7,236,442.75
400	LAW LIBRARY FUND	\$200,000.00	\$0.00	\$0.00	\$200,000.00
410	COUNTY CLERK RECORDS MGMT FUND	\$820,000.00	\$0.00	\$0.00	\$820,000.00
411	CO. CLERK RECORDS ARCHIVE-GF	\$308,378.28	\$103.54	\$0.00	\$308,481.82
433	COURT RECORDS PRESERVATION-GF	\$75,000.00	\$0.00	\$0.00	\$75,000.00
435	ALTERNATIVE DISPUTE RESOLUTION	\$275,000.00	\$0.00	\$0.00	\$275,000.00
437	CHILD SAFETY FEE-GF	\$100,000.00	\$0.00	\$0.00	\$100,000.00
498	BAIL BOND SECURITY FUND	\$310,000.00	\$0.00	\$0.00	\$310,000.00
600	DEBT SERVICE	\$309,767.62	\$1,170,136.18	\$0.00	\$1,479,903.80
700	CAPITAL PROJECT FUND	\$5,800,000.00	\$0.00	\$0.00	\$5,800,000.00
850	EMPLOYEE HEALTH BENEFITS	\$4,713,206.35	\$428.06	\$0.00	\$4,713,634.41
<b>Grand Total:</b>		<b>\$60,350,514.09</b>	<b>\$26,597,697.91</b>	<b>\$5,006,061.77</b>	<b>\$81,942,150.23</b>

## GUADALUPE COUNTY, TEXAS

### Debt Service Schedule - Outstanding Debt

#### CERTIFICATES OF OBLIGATION, SERIES 2013

In May 2013, the Guadalupe County Commissioners Court issued \$5,000,000 in certificates of obligation for the remodeling of the 2nd floor of the Justice Center and for replacing the air conditioning and heating system at the County Jail.

FISCAL YEAR	PRINCIPAL DUE 2/1	INTEREST RATE	INTEREST DUE 2/1	INTEREST DUE 8/1	TOTAL
2021		1.70%	\$ -	\$ 21,942.50	\$ 21,942.50
2022	\$ 1,240,000.00	1.80%	\$ 21,942.50	\$ 10,782.50	\$ 1,272,725.00
2023	\$ 1,135,000.00	1.90%	\$ 10,782.50	-	\$ 1,145,782.50
	<u>\$ 2,375,000.00</u>		<u>\$ 32,725.00</u>	<u>\$ 32,725.00</u>	<u>\$ 2,440,450.00</u>

#### TAX NOTES, SERIES 2017

In June 2017, the Guadalupe County Commissioners Court issued \$8,500,000 in Tax Notes for the purpose of construction, acquiring, purchasing, renovating, equipping, enlarging and improving County-owned facilities and making other County improvements; purchasing personal property, materials, supplies, equipment, machinery, land, and rights-of-way for authorized needs and purposes relating to the aforementioned capital improvements and payment of professional services relating to the aforementioned projects and relating to the issuance of the Notes (the Project)

FISCAL YEAR	PRINCIPAL DUE 2/1	INTEREST RATE	INTEREST DUE 2/1	INTEREST DUE 8/1	TOTAL
2021	\$ -	1.425%	\$ -	\$ 41,538.75	\$ 41,538.75
2022	\$ 1,090,000.00	1.525%	\$ 41,538.75	\$ 33,227.50	\$ 1,164,766.25
2023	\$ 1,240,000.00	1.700%	\$ 33,227.50	\$ 22,687.50	\$ 1,295,915.00
2024	\$ 2,420,000.00	1.875%	\$ 22,687.50	-	\$ 2,442,687.50
	<u>\$ 4,750,000.00</u>		<u>\$ 97,453.75</u>	<u>\$ 97,453.75</u>	<u>\$ 4,944,907.50</u>

#### TAX NOTES, SERIES 2020

In November 2020, the Guadalupe County Commissioners Court issued \$8,500,000 in Tax Notes. These Tax Notes were issued for the purposes of constructing, purchasing, renovating, equipping, enlarging, and improving County facilities, and purchasing personal property, materials, supplies, equipment, machinery, land, and rights-of-way for authorized needs and purposes relating to the aforementioned capital improvements and professional services relating to the aforementioned projects.

FISCAL YEAR	PRINCIPAL DUE 2/1	INTEREST RATE	INTEREST DUE 2/1	INTEREST DUE 8/1	TOTAL
2021	\$ -		\$ -	\$ 33,924.03	\$ 33,924.03
2022	\$ 150,000.00	0.536%	\$ 33,924.03	\$ 33,522.03	\$ 217,446.06
2023	\$ 160,000.00	0.564%	\$ 33,522.03	\$ 33,070.83	\$ 226,592.86
2024	\$ 175,000.00	0.591%	\$ 33,070.83	\$ 32,553.70	\$ 240,624.53
2025	\$ 2,610,000.00	0.692%	\$ 32,553.70	\$ 23,523.10	\$ 2,666,076.80
2026	\$ 2,670,000.00	0.793%	\$ 23,523.10	\$ 12,936.55	\$ 2,706,459.65
2027	\$ 2,735,000.00	0.946%	\$ 12,936.55	-	\$ 2,747,936.55
	<u>\$ 8,500,000.00</u>		<u>\$ 169,530.24</u>	<u>\$ 169,530.24</u>	<u>\$ 8,839,060.48</u>

<b>Total Debt Outstanding</b>		
as of 10/01/2020	\$ 15,625,000.00	\$ 15,625,000.00
Less scheduled principal payments for FY21		\$ (2,280,000.00)
<b>Total Debt Outstanding</b>		
as of 10/01/2021		\$ 13,345,000.00



# Monthly Departmental Revenues for the Fiscal Year October 1, 2020 to September 30, 2021

	Oct-20	Nov-20	Dec-20	REVENUE YEAR-TO-DATE
ADULT DETENTION CENTER	\$ 194,592.46	\$ 102,697.70	\$ 91,741.83	\$ 389,031.99
CO ATTORNEY	\$ 521.04	\$ 1,770.69	\$ 662.86	\$ 2,954.59
CONSTABLE 1	\$ 3,872.11	\$ 5,142.12	\$ 4,657.88	\$ 13,672.11
CONSTABLE 2	\$ 1,979.05	\$ 2,824.74	\$ 2,206.67	\$ 7,010.46
CONSTABLE 3	\$ 1,241.89	\$ 1,820.56	\$ 1,398.84	\$ 4,461.29
CONSTABLE 4	\$ 3,574.06	\$ 2,828.37	\$ 2,380.59	\$ 8,783.02
COUNTY CLERK-CIVIL	\$ 26,667.60	\$ 18,717.75	\$ 18,215.86	\$ 63,601.21
COUNTY CLERK-CCL AND CCL2	\$ 42,871.11	\$ 32,828.46	\$ 30,426.10	\$ 106,125.67
COUNTY CLERK-DEEDS/LIBRARY	\$ 189,535.62	\$ 177,602.58	\$ 195,318.38	\$ 562,456.58
COUNTY CLERK-VITAL STATS	\$ 14,153.00	\$ 11,176.00	\$ 9,896.50	\$ 35,225.50
COUNTY CLERK-SCHERTZ	\$ 2,595.00	\$ 1,839.00	\$ 2,108.50	\$ 6,542.50
COUNTY CLERK-TPW	\$ 366.00	\$ 180.00	\$ 50.00	\$ 596.00
DISTRICT CLERK-CIVIL	\$ 70,439.77	\$ 56,287.72	\$ 51,764.53	\$ 178,492.02
DISTRICT CLERK-CCM	\$ 14,773.15	\$ 11,069.92	\$ 10,392.92	\$ 36,235.99
ELECTIONS	\$ -	\$ 27,464.82	\$ 103,865.30	\$ 131,330.12
ENVIRONMENTAL HEALTH	\$ 17,850.00	\$ 18,585.70	\$ 15,631.20	\$ 52,066.90
FIRE MARSHAL	\$ 10,243.69	\$ 23,969.50	\$ 5,769.73	\$ 39,982.92
NON-DEPARTMENTAL *	\$ 56,187.16	\$ 161,256.34	\$ 59.00	\$ 217,502.50
HOTEL OCCUPANCY TAX	\$ 31,190.38	\$ 18,011.66	\$ 17,618.48	\$ 66,820.52
JUSTICE OF THE PEACE, PCT. 1	\$ 75,909.96	\$ 73,823.79	\$ 78,780.31	\$ 228,514.06
JUSTICE OF THE PEACE, PCT. 2	\$ 15,710.11	\$ 14,951.39	\$ 11,634.93	\$ 42,296.43
JUSTICE OF THE PEACE, PCT. 3	\$ 15,031.95	\$ 13,769.13	\$ 17,299.18	\$ 46,100.26
JUSTICE OF THE PEACE, PCT. 4	\$ 25,574.30	\$ 27,553.95	\$ 29,119.13	\$ 82,247.38
JUVENILE PROBATION	\$ 2,303.00	\$ 1,095.00	\$ 996.00	\$ 4,394.00
ROAD AND BRIDGE	\$ 71,329.87	\$ 1,226.60	\$ 426.10	\$ 72,982.57
SHERIFF'S DEPARTMENT	\$ 6,870.02	\$ 4,639.00	\$ 8,323.00	\$ 19,832.02
TAX OFFICE	\$ 7,278,362.75	\$ 7,278,362.75	\$ 30,226,125.84	\$ 44,782,851.34
TREASURER'S OFFICE	\$ 180.00	\$ 60.00	\$ 720.00	\$ 960.00
<b>TOTAL MONTHLY REVENUES</b>	<b>\$ 8,173,925.05</b>	<b>\$ 8,091,555.24</b>	<b>\$ 30,937,589.66</b>	<b>\$ 47,203,069.95</b>

<b>*NON-DEPARTMENTAL includes:</b>	
TABC	\$ 59.00

**GUADALUPE COUNTY  
SALES TAX COLLECTIONS COMPARISON FY2020 / FY2021**




Month Collected / Month Remitted	FY 2020	Month Collected / Month Remitted	FY 2021	FY 2020 / 2021 Net Difference	Comparable Monthly % Change Increase/Decrease
October / December	\$ 702,868.00	October / December	\$ 753,002.00	\$ 50,134.00	7.13%
November / January	\$ 677,383.00	November / January	\$ 753,557.00	\$ 76,174.00	11.25%
December / February	\$ 926,412.00	December / February	\$ -	\$ -	0.00%
January / March	\$ 695,334.00	January / March	\$ -	\$ -	0.00%
February / April	\$ 627,819.00	February / April	\$ -	\$ -	0.00%
March / May	\$ 791,318.00	March / May	\$ -	\$ -	0.00%
April / June	\$ 720,529.00	April / June	\$ -	\$ -	0.00%
May / July	\$ 759,148.00	May / July	\$ -	\$ -	0.00%
June / August	\$ 897,241.00	June / August	\$ -	\$ -	0.00%
July / September	\$ 740,239.00	July / September	\$ -	\$ -	0.00%
August / October	\$ 700,718.00	August / October	\$ -	\$ -	0.00%
September / November	\$ 856,161.00	September / November	\$ -	\$ -	0.00%
<b>Total Payments Received:</b>	<b>\$ 9,095,170.00</b>	<b>Total Payments Received:</b>	<b>\$ 1,506,559.00</b>	<b>\$ 126,308.00</b>	

\*\*Note - Sales Tax is paid two months in arrears from Texas Comptroller of Public Accounts.

**SALES TAX BY FISCAL YEAR  
BUDGET vs ACTUAL**

	FY 2017	FY 2018	FY 2019	FY 2020	FY 2021
<b>BUDGET</b>	7,100,000	\$ 7,300,000	\$7,400,000	\$7,800,000	\$7,020,000
<b>ACTUAL</b>	7,229,655	\$ 7,698,785	\$8,158,940	\$9,095,170	\$1,506,559
<b>% Compared to prior FY</b>	-1.86%	6.49%	5.98%	11.47%	-83.44%



# Compensatory Time Liability Report

As of 12/31/20

Primary Department	Rate	Compensatory Time
400 - COUNTY JUDGE	\$1,525.92	56.1000
401 - COMMISSIONERS COURT	\$217.95	11.3750
403 - COUNTY CLERK	\$531.34	32.0600
405 - VETERANS' SERVICE OFFICER	\$31.88	1.8750
426 - COUNTY COURT-AT-LAW	\$119.00	4.3750
427 - COUNTY COURT-AT-LAW NO. 2	\$418.20	15.3750
450 - DISTRICT CLERK	\$1,151.23	61.1550
451 - JUSTICE OF THE PEACE, PRECINCT 1	\$1,094.90	57.0300
452 - JUSTICE OF THE PEACE, PRECINCT 2	\$900.13	49.0000
453 - JUSTICE OF THE PEACE, PRECINCT 3	\$1,824.96	76.3750
454 - JUSTICE OF THE PEACE, PRECINCT 4	\$819.50	45.7500
475 - COUNTY ATTORNEY	\$3,139.30	132.2900
490 - ELECTIONS ADMINISTRATION	\$21,207.66	789.7550
493 - HUMAN RESOURCES	\$302.79	15.3750
495 - COUNTY AUDITOR	\$1,332.13	53.1250
497 - COUNTY TREASURER	\$516.65	21.8000
499 - TAX ASSESSOR-COLLECTOR	\$3,523.47	148.0300
503 - MIS DEPARTMENT	\$2,429.72	92.2900
516 - BUILDING MAINTENANCE	\$93.15	4.8250
545 - FIRE MARSHAL	\$3,120.76	137.1250
551 - CONSTABLE, PRECINCT 1	\$0.00	0.0000
553 - CONSTABLE, PRECINCT 3	\$35.79	1.5000
554 - CONSTABLE, PRECINCT 4	\$2.98	0.1250
562 - HIGHWAY PATROL	\$623.06	32.1250
570 - ADULT DETENTION CENTER (JAIL)	\$1,886.88	87.6250
600 - CSCD (ADULT PROBATION)	\$4,586.63	230.7500
620 - ROAD & BRIDGE	\$2,181.87	93.6000
635 - ENVIRONMENTAL HEALTH	\$6.34	0.3290
637 - ANIMAL CONTROL	\$1,148.50	51.6500
665 - AGRICULTURE EXTENSION SERVICE	\$1,068.42	45.1600
672 - JUVENILE PROBATION	\$2,841.90	107.9150
673 - JUVENILE DETENTION	\$883.07	37.8650
<b>Grand Totals</b>	<b>\$59,533.58</b>	<b>2,853.1280</b>



# Payroll History Report

Pay Date Range 12/01/20 - 12/31/20

## Payroll History Total

Hours Description	Hours	Gross	Withholdings and Deductions	Gross Base
ADMIN LEAVE - ADMINISTRATIVE LEAVE	465.7500	8,418.70	Gross	3,671,389.08
ADMIN PAY - ADMINISTRATIVE PAY	23.0000	461.72	Federal Income Tax	327,313.69
ADV JAILER-HRLY - Advanced Jailer-Hourly	.0000	1,200.00	FICA	213,988.71
ADV PO HOURLY - Advanced Peace Officer Hourly	.0000	2,350.00	Medicare	50,601.58
ADV TELE-HOURLY - Advanced Telecommunicator-HRLY	.0000	360.00	Adult Probation Post Tax	326.72
AUTO APPOINTED - Auto Allowance Appointed	.0000	1,166.66	Adult Probation Pre Tax	5,054.42
AUTO ELECTED - Auto Allowance Elected Officials	.0000	5,200.01	Aflac Accident	8,147.43
BOOTS - Boot Allowance	.0000	3,200.00	Aflac Cancer	5,412.48
CELL PHONE ELECT - Cell Phone Elected	.0000	300.00	Aflac Flexible Spending Account	27,994.80
CELL PHONE HRLY - Cell Phone Hourly	.0000	420.00	Aflac FSA Dependent	576.90
CHS - Courthouse Security	87.5000	1,988.32	Aflac Hospital	3,424.14
COMP IN OT - Comp Earned Overtime	244.7500	.00	Aflac Life Insurance	7,969.65
COMP IN ST - Comp Earned Straight Time	77.5000	.00	Aflac Specified Event	2,692.62
COMP USED - Comp Used	801.3750	16,816.94	Aflac STD	9,433.05
CORR - Correct Prior Pay	.0000	70.40	Bankruptcy Payments	1,147.86
COVID19 SK EX 100 - COVID-19 Sick Exempt 100	.0000	1,002.72	Child Support	15,672.16
COVID19 SK HR 100 - COVID-19 Sick Hourly 100	1,521.0000	34,205.75	CHILD SUPPORT	768.45
COVID19 SK HR 2/3 - COVID-19 Sick Hourly 2/3	50.2495	656.37	Colonial /Hospital Medical Bridg	30.81
COVID19 SK PT 2/3 - COVID-19 Sick PT 2/3	16.0000	128.00	Colonial Accident	82.35
DELIVERY FEE - Election Judge Delivery Fee	.0000	25.00	Colonial Cancer	283.53
DIST JUDGE SUPP - District Judge Supplement	.0000	300.00	Colonial Critical Illness	54.42
DOEP - Adult Probation Instructor	.0000	855.00	Colonial Level Term Life	778.44
DWI-ED - Adult Probation Instructor DWI	.0000	1,728.00	Colonial Short Term Disability	177.60
ELECTION TRAININ - TRAINING FOR ELECTIONS	.0000	100.00	Dental-EE(+CH)	9,500.00
ELECTIONS SET UP - ELECTIONS SET-UP FEE	.0000	24.00	Dental-EE(+FAM)	11,193.00
EVC - Early Voting Clerk	22.0000	220.00	Dental-EE(+SP)	4,704.75
HP - Holiday Pay	9,216.0000	191,143.84	Dental-EE(ONLY)	8,225.00
HP PT - HOLIDAY PAY PT	16.0000	196.96	Medical-EE(+CH)	40,003.00
HPLAW - Holiday Pay Law Enforcement	7,336.0000	176,642.00	Medical-EE(+FAM)	42,449.00
HRLY - Hourly	101,266.5000	2,253,733.92	Medical-EE(+SP)	15,096.00
INT JAILER-HRLY - Intermediate Jailer-Hourly	.0000	240.00	Nationwide Deferred Comp	8,593.59
INT PO APPOINTED - Intermediate Peace Off-Appointed	.0000	75.00	Property Tax Escrow Accounts	7,176.75
INT PO HOURLY - Intermediate Peace Off-Hourly	.0000	600.00	Retirement Hrlly/Sal	254,854.45
INTERPRETER SUPP - Interpreter Supplement	.0000	138.45	United Way	74.52
JDO-SUPP - Juv Det Officer Cert Suppmnt	.0000	3,634.80	Valic Deferred Comp	19,769.21
JPO CHIEF CERT - JPO Certification Pay for Chief	.0000	279.90	Valic Roth 457(b)	210.00
JPO-SUPP - JPO Certification Pay	.0000	3,358.80	Vision Employee + Child(ren)	785.40
JUDGES/CLERK - Elections Judges/Clerks	81.2500	1,150.42	Vision Employee + Family	1,034.22
JUV BOARD - Juvenile Board Salary	.0000	1,600.00	Vision Employee + Spouse	536.48
LWOP - Leave Without Pay	205.0000	.00	Vision Employee Only	1,077.84
MASTER JAILER-HR - Master Jailer Hourly	.0000	1,440.00	<b>Net</b>	<b>\$2,564,174.06</b>
MASTER PO HRLY - Master Peace Officer Hourly	.0000	13,350.00	<b>Benefits</b>	<b>Amount</b>
MASTER PO-ELECTE - Master Peace Officer-Elected	.0000	1,500.00	Medical and Dental Contributions	465,868.00
MASTER TELE-HRLY - Master Telecommunicator-Hrly	.0000	960.00	RETIREMENT BI-WEEKLY PAYROLL	399,582.83
MILITARY - Military Leave With Pay	20.0000	492.20	RETIREMENT MONTHLY PAYROLL	355.50
OT - Overtime	1,031.0000	23,191.53	RETIREMENT SALARY PAYROLL	31,495.03
OT FLSA REG - Regular Overtime	.0000	11,810.13	<b>Total</b>	<b>\$897,301.36</b>
OT ST - Overtime Straight Time	21.0000	611.27		
PERS USED - Personal Time Used	104.2500	1,987.57		
PT - Part Time Employee	3,817.7500	59,487.20		
PT- SALARY - Part Time Salaried	.0000	3,068.50		
SAL APPOINTED - Salary Appointed Officials	.0000	104,241.33		
SAL ELECTED - Salary Elected Officials	.0000	190,619.40		
SALARY - Salary	.0000	257,780.52		
SERT OFFICER - SERT Officer	.0000	3,520.00		
SICK ACCRUED - Sick Time Accrued	4,778.7360	.00		
SICK LOST - Sick Lost	343.2977	.00		
SICK POOL DONATE - Sick Hours Donated to Pool	267.8404	.00		
SICK SALARY - Sick Salaried Employee	48.0000	.00		
SICK USED - Sick Time Used	3,850.5000	85,502.84		
STATE SUPP - State Supplement Elected	.0000	4,200.00		
SUPPLEMENTAL PAY - Supplemental Pay	.0000	2,139.02		
TEMP - Temporary Employee	770.2500	10,053.51		
UNIFORM RENTAL - Uniform Rental Non Cash Use Fee	.0000	762.59		
VAC ACCRUED - Vacation Accrued	5,721.2137	.00		
VAC LOST - Vacation Lost	6.5913	.00		
VAC SALARY - Vacation Used Salaried Employee	428.0000	.00		
VAC USED - Vacation Used-hourly	7,462.7748	174,758.27		
VEHICLE - Vehicle Non Cash Use Fee	.0000	1,509.00		
VJ - Visiting Judge	.0000	978.03		
WC TAXED - Workers Comp Taxed	273.0000	5,706.08		
<b>Total</b>	<b>150,374.0784</b>	<b>\$3,671,389.08</b>		



**Texas County and District Retirement System**  
**Retirement Contribution Certification**

TCDRS-3A  
 Revised 3/05

Employer Name Guadalupe County Employer Number 193  
 Contact Person JACKIE ZAMBRANO Telephone Number 830-303-4188 ext. 1335  
 Reporting Month/Year Dec-20

I certify this to be a true and complete report of the retirement contributions required by the Texas County and District Retirement System for the above employer.

Hinda Douglass  
 Signature of Authorized Official

County Treasurer  
 Title

**Calculation of Funds**

**Employee Deposits**

Employee Deposits Grand Total \$254,854.45

**Employer Contributions**

	Employee Deposits Grand Total	Employee Deposit Rate	Employer Contribution Rate	
Employer Contributions	<u>254,854.45</u>	<u>7%</u>	<u>11.85%</u>	\$431,433.36
Optional Group Term Life	<u>254,854.45</u>	<u>0%</u>	<u>0.00%</u>	\$0.00

**Monthly Adjustment Report Totals from TCDRS-3B**

Total Employee Deposit Adjustments		
Total Employer Contribution Adjustments		
Total Optional Group Term Life Adjustments		
Total Adjustments		\$0.00

**Overpayments/Underpayments from Previous Reports**

Add or Subtract Payment Variances from Prior Report \$0.00

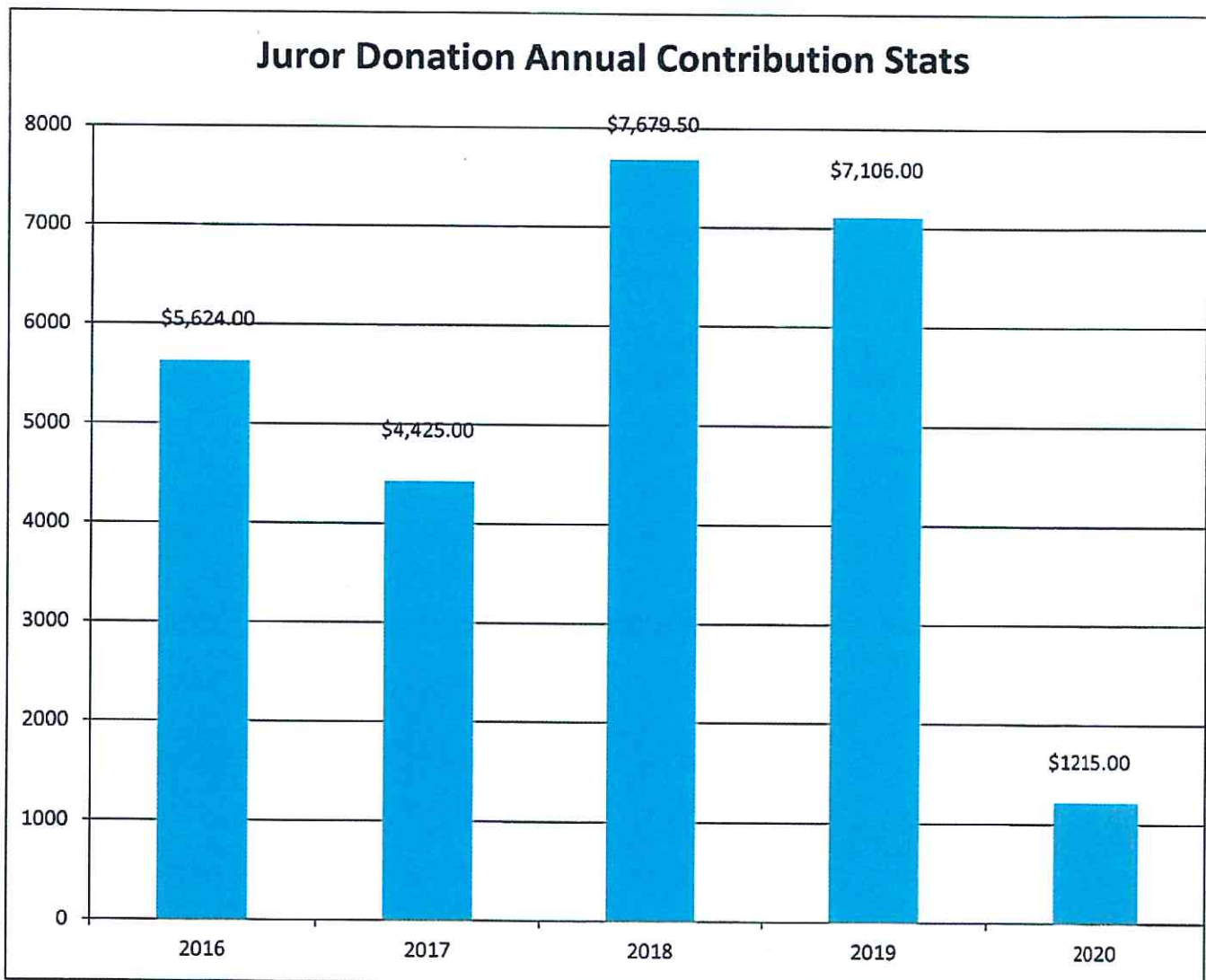
<b>Total Funds Due</b>	\$686,287.81
<b>TOTAL FUNDS SUBMITTED</b>	\$686,287.81
<b>Difference</b>	\$0.00

## Annual Juror Donations and Charities

Jurors are able to donate all or part of their pay to the following charities:

- Court Appointed Special Advocates (CASA)
- Guadalupe County Child Welfare Service
- Guadalupe County Crime Stoppers
- Guadalupe Valley Family Violence Shelter
- Rural Area Parenting Services (RAPPS)
- Texas Victims Compensation Fund
- Veterans Court Program

### Historical Data on Annual Juror Donations to Non-Profits



AS OF 12/31/2020

# Treasurer's Investment Report



**SUBMITTED TO: COMMISSIONERS' COURT, GUADALUPE COUNTY  
BY: HONORABLE LINDA DOUGLASS, COUNTY TREASURER**

This report is prepared in accordance with the provisions of Government Code 2256.023, The Public Funds Investment Act, which require at least quarterly reporting of investment transactions for county funds to the Commissioners' Court. The investments held in Guadalupe County's portfolio comply with the Public Funds Investment Act and the County's Investment Policy and Strategies.

## **General Statement**

This report summarizes the County's Investment Portfolio position and performance for the month ended December 31, 2020.

Funds of Guadalupe County will be invested in accordance with federal and state laws and within the boundaries of the Investment Policy. Investments shall be made with judgment and care under circumstances then prevailing-which persons of prudence, discretion, and intelligence exercise in the management of their own affairs, not for speculation, but for investment, considering the probable safety of their capital as well as the probable income to be derived. The first and foremost consideration of all Guadalupe County investment transactions is the suitability of the investment to the financial requirements of the County. Guadalupe County will invest according to investment strategies for each fund as they are adopted by Commissioners' Court resolution in accordance with PFIA 2256 of the Texas Government Code.

Currently the County's investments are made utilizing Texas Class Investment Pool, Certificates of Deposit, Brokerage CD's and Money Market Funds. Pools combine the cash of participating jurisdictions and invest the assets in securities otherwise allowed under state law as regarding government investments. During the current 2020-2021 fiscal year, interest earnings year to date totaled \$73,408.03 as of December 31, 2020 (See "Interest Earnings by Fund" schedule on page 19). These interest earnings include interest earned on First United Bank Accounts, Schertz Money Market Accounts, Certificates of Deposit, and Texas Class Investment Pool.

## **Cash Balances**

“Cash balances” means the dollar amount in a checking account that can be transferred, invested, used to pay down a debt, or left in the account for compensation purposes. The total available cash balances on-hand in First United Bank, Schertz Bank & Trust, and Texas Class as of December 31, 2020 was \$46,921,506.00 (See “Cash Balances” schedule on page 20). Balances in Texas Class and Certificates of Deposit made up 93% of all invested monies. Cash balances in First United Bank and Schertz Bank and Trust bank accounts are monitored on a daily basis.

## **Collateral Adequacy**

Collateral on cash balances and investments was adequate during the month. Collateral pledged as of December 31, 2020 is as follows: First United Bank FHLB Letters of Credit pledged plus FDIC insurance was \$117,164,100.00. Schertz Bank and Trust FHLB Letters of Credit pledged plus FDIC insurance was \$25,250,000.00, Marion State Bank collateral pledged plus FDIC insurance held in Safekeeping by Frost Bank was \$11,045,957.00.

## **Investment Strategy**

In accordance with the Public Funds Investment Act, Guadalupe County Investment Strategies shall address the following priorities:

- Understanding of the suitability of the investment to the financial requirements of the County;
- Preservation and safety of principal;
- Liquidity;
- Marketability of the investment if the need arises to liquidate the investment before maturity;
- Diversification of the investment portfolio; and
- Yield

A portion of the operating portfolio will be used to invest funds in Texas Class Investment Pool and Money Market Funds. Available funds can be invested in highly liquid short-term Treasury Bills, Agency Discount Notes, US Government Bonds and Certificates of Deposit with a stated maturity of thirty-six (36) months or less when their yield exceeds Texas Class or Money Market Fund Rates. The dollar weighted average maturity of 365 days or less will be calculated using the stated final maturity dates of each security.

Guadalupe County will attempt to diversify its investments to help insure the financial security and optimum liquidity of funds while achieving the maximum yield adhering to the County Investment Policy and state laws.


Monies will continue to be invested in a positive manner based on cash flow needs of Guadalupe County. Investments are made with the intention of holding to maturity, but with the ability to liquidate should funds be needed at any time. As always, we remain focused on safety, liquidity and then yield.

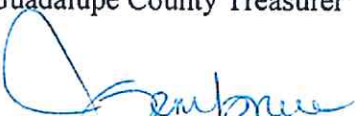


We will avoid speculative investing and maintain the highest professional and ethical standards as custodians of the public trust.

This report has been prepared in compliance with the Local Government Code 116.112 and Government Code, Subchapter A, Chapter 2256, Public Funds Investment Act.

March 2, 2021  
Submitted by:

  
\_\_\_\_\_  
Honorable Linda Douglass, CIO,  
Guadalupe County Treasurer

  
\_\_\_\_\_  
Jacqueliné Zambrano, CIO  
Treasurer's Administrative Assistant

## *DESCRIPTION OF INVESTMENT INSTRUMENTS*

Descriptions of the different instruments are as follows:

**Certificates of Deposit** - A deposit of funds, in a bank or savings and loan association, for a specified term that earns interest at a specified rate or rate formula. CD's may be secured or unsecured. They may be for terms as short as 1 week or as long as or longer than 10 years.

**Commercial Paper** - Unsecured, short-term promissory notes issued by corporations for specific amounts and with specific maturity dates. Commercial Paper may be sold on a discount basis or may bear interest. Terms can be as short as 1 day and usually do not exceed 270 days

**Discount Notes** - Securities that do not pay periodic interest. Investors earn the difference between the discount issue price and the full face value paid at maturity.

**Fair Value** - the amount at which a financial instrument could be exchanged in a current transaction between willing parties, other than in a force or liquidation sale.

**Federal Agencies** - were created to provide credit to various sectors of the economy. They include issuance of discount notes, coupon notes and bonds, and mortgage securities.

**Market Value** - the amount of which an instrument can be sold on a given date, prior to maturity.

**Money Market Mutual Fund** - are interest bearing funds that invest in short term investments so that the funds remain liquid and available to depositors. Such funds will normally include in their investment objectives the maintenance of a stable net asset value. The dollar-weighted average stated maturity of such funds is usually 60 days or less.

**Par Value** - the amount the collateral is worth if it's sold as face value.

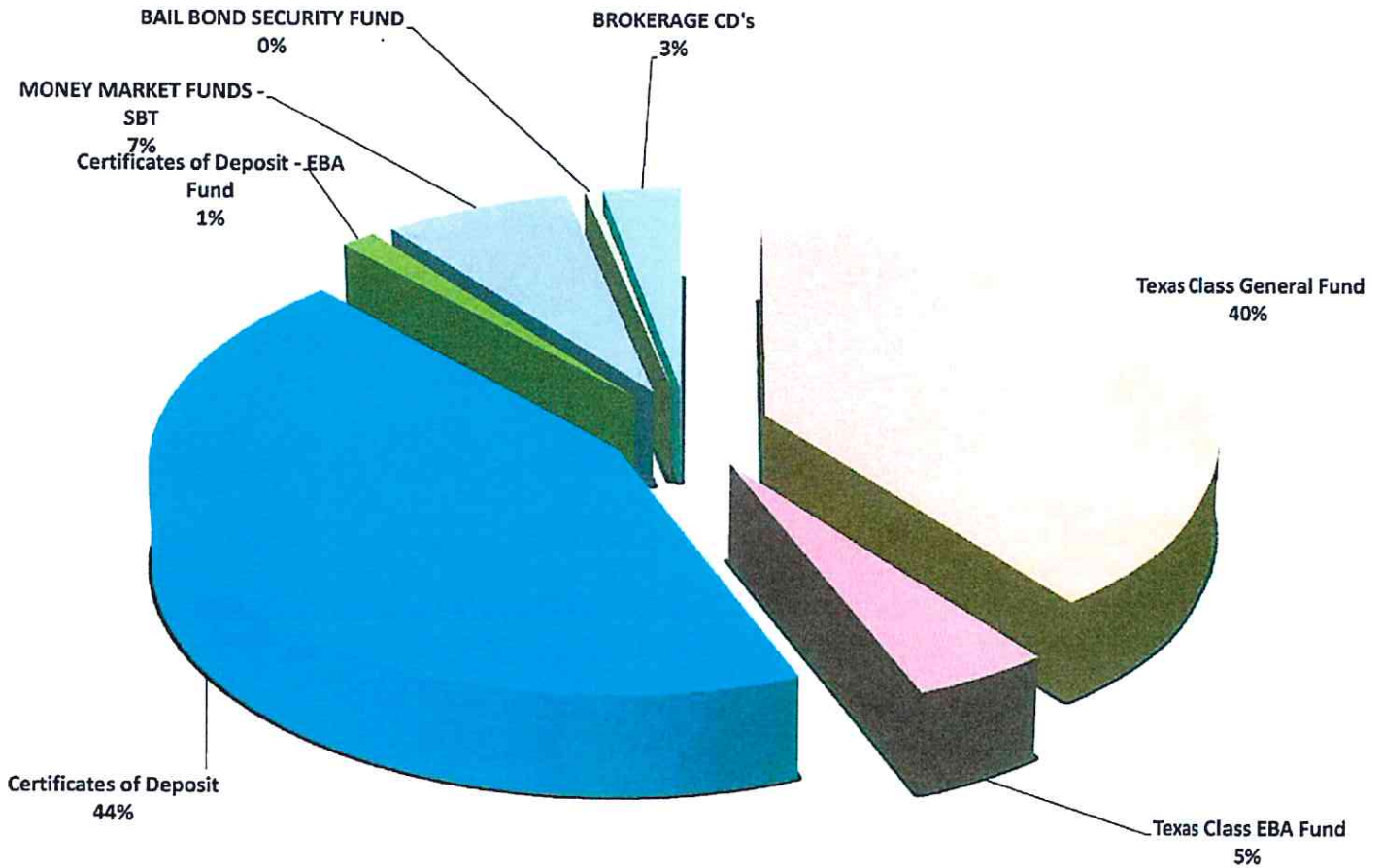
**Repurchase Agreements (Repos)** - are short-term agreements to purchase securities and then, at a specified time, sell them back to the original party at the same price. Repos are agreements, not instruments, and transactions are generally subject to a Master Repurchase Agreement that stipulates the rights and obligations of the parties involved. The securities delivered are considered collateral and are usually treasuries, agencies, or mortgages. A stated "Repo rate" is the rate of interest that may be earned calculated on an actual-day month/360-day year basis.

**Treasury Bills** - are issued at a discount at an auction conducted by the Federal Reserve Bank. Bills may be issued in maturities of 3-months, 6-months, or 1-year. The difference between the face amount at maturity and the discounted amount paid by the investor is the income earned on the security. The market for treasury bills is the most active and most carefully watched sector in the world. Every other type of security trades at a basis spread over treasuries.

**Treasury Notes & Bonds** - are interest-bearing securities with a stated coupon rate issued at or near face value and redeemable at face value. Notes have maturities from 1 to 10 years and bonds have maturities from 10 to 30 years.

**PORTFOLIO BY TYPE OF INVESTMENT ALLOCATION  
AS OF DECEMBER 31, 2020**

Texas Class General Fund	\$	32,283,441.00
Texas Class EBA Fund	\$	3,616,219.00
Certificates of Deposit	\$	36,286,973.00
Certificates of Deposit - EBA Fund	\$	1,097,415.00
MONEY MARKET FUNDS - SBT	\$	5,871,102.00
BAIL BOND SECURITY FUND	\$	310,000.00
BROKERAGE CD's	\$	2,477,000.00
<b>TOTAL</b>	<b>\$</b>	<b>81,942,150.00</b>



## INTEREST RATES HISTORY BY MONTH AND YEAR

FIRST UNITED BANK ACCOUNTS					
	2016	2017	2018	2019	2020
JAN	0.10%	0.10%	0.15%	0.15%	0.25%
FEB	0.10%	0.10%	0.15%	0.15%	0.25%
MAR	0.10%	0.10%	0.15%	0.15%	0.25%
APR	0.10%	0.10%	0.15%	0.15%	0.25%
MAY	0.10%	0.10%	0.15%	0.15%	0.25%
JUNE	0.10%	0.15%	0.15%	0.17%	0.25%
JULY	0.10%	0.15%	0.15%	0.25%	0.25%
AUG	0.10%	0.15%	0.15%	0.25%	0.25%
SEPT	0.10%	0.15%	0.15%	0.25%	0.25%
OCT	0.10%	0.15%	0.15%	0.25%	0.25%
NOV	0.10%	0.15%	0.15%	0.25%	0.25%
DEC	0.10%	0.15%	0.15%	0.25%	0.25%

FUB-MONEY MARKET FUND					
	2016	2017	2018	2019	2020
JAN	0.15%	0.15%	0.25%	0.25%	0.50%
FEB	0.15%	0.15%	0.25%	0.25%	0.50%
MAR	0.15%	0.15%	0.25%	0.25%	0.50%
APR	0.15%	0.15%	0.25%	0.25%	0.50%
MAY	0.15%	0.19%	0.25%	0.25%	0.50%
JUNE	0.15%	0.25%	0.25%	0.28%	0.50%
JULY	0.15%	0.25%	0.25%	0.70%	0.50%
AUG	0.15%	0.25%	0.25%	0.50%	0.50%
SEPT	0.15%	0.25%	0.25%	0.50%	0.50%
OCT	0.15%	0.25%	0.25%	0.50%	0.50%
NOV	0.15%	0.25%	0.25%	0.50%	0.50%
DEC	0.15%	0.25%	0.25%	0.50%	0.50%

SCHERTZ BANK & TRUST MONEY MARKET FUND					
	2016	2017	2018	2019	2020
JAN	0.55%	0.60%	0.75%	1.76%	1.76%
FEB	0.55%	0.60%	0.75%	1.76%	1.76%
MAR	0.55%	0.60%	0.75%	1.76%	1.00%
APR	0.55%	0.60%	0.75%	1.76%	1.00%
MAY	0.55%	0.60%	0.75%	1.76%	1.00%
JUNE	0.60%	0.60%	0.75%	1.76%	1.00%
JULY	0.60%	0.60%	1.51%	1.76%	1.00%
AUG	0.60%	0.60%	1.51%	1.76%	1.00%
SEPT	0.60%	0.60%	1.51%	1.76%	1.00%
OCT	0.60%	0.60%	1.51%	1.76%	1.00%
NOV	0.60%	0.60%	1.51%	1.76%	1.00%
DEC	0.60%	0.70%	1.76%	1.76%	1.00%

TEXAS CLASS INVESTMENT POOL					
	2016	2017	2018	2019	2020
JAN	0.42%	0.96%	1.56%	2.62%	1.85%
FEB	0.49%	0.97%	1.62%	2.63%	1.77%
MAR	0.54%	1.00%	1.75%	2.61%	1.47%
APR	0.57%	1.06%	1.95%	2.58%	1.10%
MAY	0.59%	1.09%	2.06%	2.56%	0.76%
JUNE	0.63%	1.13%	2.16%	2.50%	0.59%
JULY	0.64%	1.20%	2.24%	2.41%	0.45%
AUG	0.70%	1.23%	2.24%	2.28%	0.32%
SEPT	0.77%	1.25%	2.26%	2.20%	0.25%
OCT	0.83%	1.27%	2.34%	2.09%	0.17%
NOV	0.84%	1.30%	2.42%	1.94%	0.14%
DEC	0.89%	1.41%	2.50%	1.88%	0.13%

## INTEREST EARNINGS BY FUND VS ACTUAL FY 2020 / 2021

FUND	OCT. 2020 INTEREST	NOV. 2020 INTEREST	DEC. 2020 INTEREST	TOTAL INTEREST YEAR-TO-DATE	ANNUAL BUDGET FY 20-21	YTD DIFFERENCE
<b>GF NON-DEPARTMENTAL</b> 100-409-330-7610	\$ 11,913.50	\$ 84,530.89	\$ 68,997.48	\$ 165,441.87	\$ 780,000.00	\$ (614,558.13)
<b>GF TAX ASSESSOR COLLECTOR</b> 100-499-330-7610	\$ 251.12	\$ 405.16	\$ 2,639.98	\$ 3,296.26	\$ 4,000.00	\$ (703.74)
<b>ROAD &amp; BRIDGE FUND</b> 200-620-330-7610	\$ 1,167.86	\$ 315.54	\$ 435.86	\$ 1,919.26	\$ 55,000.00	\$ (53,080.74)
<b>JUVENILE PROBATION FUND</b> 325-672-330-7610	\$ 305.20	\$ 199.08	\$ 174.70	\$ 678.98	\$ 2,000.00	\$ (1,321.02)
325-672-330-7611	\$ 16.80	\$ 24.05	\$ 42.30	\$ 83.15	\$ 100.00	\$ (16.85)
326-672-330-7610	\$ 5.58	\$ 5.40	\$ 12.56	\$ 23.54	\$ 50.00	\$ (26.46)
327-672-330-7610	\$ 8.68	\$ 8.10	\$ 18.60	\$ 35.38	\$ 100.00	\$ (64.62)
<b>CO. CLERK RECORDS ARCHIVE</b> 411-100-330-7610	\$ 9.18	\$ 132.00	\$ 140.43	\$ 281.61	\$ 1,000.00	\$ (718.39)
<b>CHILD WELFARE FUND</b> 439-100-330-7610	\$ 4.06	\$ 4.70	\$ 7.32	\$ 16.08	\$ -	\$ 16.08
<b>CO ATTY STATE FORFEITURE</b> 446-100-330-7610	\$ 135.54	\$ 136.86	\$ 146.02	\$ 418.42	\$ -	\$ 418.42
<b>GENERAL FUND DEBT SERVICE</b> 600-680-330-7610	\$ 20.64	\$ 25.20	\$ 45.84	\$ 91.68	\$ 3,500.00	\$ (3,408.32)
<b>JAIL COMMISSARY FUND</b> 800-100-330-7610	\$ 30.37	\$ 49.22	\$ 51.92	\$ 131.51	\$ 200.00	\$ (68.49)
<b>EMPLOYEE BENEFIT FUND</b> 850-698-330-7610	\$ 372.88	\$ 952.57	\$ 647.93	\$ 1,973.38	\$ 40,000.00	\$ (38,026.62)
<b>WORKERS' COMP FUND</b> 855-699-330-7610	\$ 33.00	\$ 38.85	\$ 47.09	\$ 118.94	\$ 400.00	\$ (281.06)
<b>TOTAL INTEREST EARNED</b>	<b>\$14,274.41</b>	<b>\$86,827.62</b>	<b>\$73,408.03</b>	<b>\$174,510.06</b>	<b>\$ 886,350.00</b>	<b>\$ (711,839.94)</b>

\*Interest earned includes all investment interest (both Texas Class and Certificates of Deposit) and interest earned on all demand deposit accounts and Money Market Fund accounts.

**GENERAL LEDGER BANK RECONCILIATION BALANCES AS OF 12/31/2020**

FUND	ACCT #	FIRST UNITED BANK		SCHERTZ BANK	TXCLASS
		ACCOUNTS	MONEY MARKET	MONEY MARKET	ACCOUNTS
ADULT PROBATION ACCT	XX5250	\$	388,811.57		
FIRST UNITED GENERAL FUND	XX3313	\$	517,939.53		
PAYROLL ACCT.	XX4824	\$	612,966.59		
JUVENILE PROBATION	XX2308	\$	944,278.40		
SHERIFF'S FORFEITURE	XX4867	\$	369,298.52		
STATE FORFEITURE PROCEEDS PCT 3	XX3844	\$	3,118.68		
FIRST UNITED EMPLOYEE BENEFIT	XX4645	\$	1,116,796.12		
FSA-AFLAC	XX2748	\$	79,935.66		
JURY FUND	XX6317	\$	6,792.31		
CHILD PROTECTION	XX4832	\$	34,099.78		
BAIL BOND SECURITY	XX6475	\$	165,173.44		
INVESTMENT ACCOUNT	XX7229	\$	-		
ADULT PROBATION MMF	XXX258		\$ 566,155.93		
JUVENILE PROBATION MMF	XX6266		\$ 345,377.19		
SBT MMF GENERAL FUND	XXX697			\$ 5,871,101.82	
TXCLASS EMPLOYEE BENEFIT MMF	XX0003				\$ 3,616,218.97
TXCLASS GENERAL FUND	XX0002				\$ 32,283,441.34
<b>TOTAL CASH BALANCES</b>		<b>\$</b>	<b>4,239,210.60</b>	<b>\$</b>	<b>911,533.12</b>
				<b>\$</b>	<b>5,871,101.82</b>
				<b>\$</b>	<b>35,899,660.31</b>
<b>GENERAL LEDGER BANK BALANCES</b>					
<b>AS OF 12/31/2020</b>					
				<b>\$</b>	<b>46,921,505.85</b>

**GUADALUPE COUNTY CERTIFICATES OF DEPOSIT INVESTMENT PORTFOLIO AS OF  
DECEMBER 31, 2020**

**Certificates of Deposit**

Description	Purchase Date	Maturity Date	Interest Rate	Beginning Principal Balance	Total Interest Paid in December	Ending Market Value 12/31/20
FUB XXXX780	03/06/19	03/06/21	3.00%	\$ 2,102,724.63	\$ 5,170.63	\$ 2,107,895.26
FUB XXXX294	05/06/20	07/06/21	1.66%	\$ 1,512,596.18	\$ 2,063.76	\$ 1,514,659.94
FUB XXXX382	08/24/20	02/24/21	1.45%	\$ 1,003,659.25	\$ 1,196.14	\$ 1,004,855.39
FUB XXXX374	08/24/20	02/24/22	1.66%	\$ 2,008,379.89	\$ 2,740.20	\$ 2,011,120.09
FUB XXXX358	08/24/20	08/24/21	1.66%	\$ 2,008,379.89	\$ 2,740.20	\$ 2,011,120.09
FUB XXXX366	08/24/20	08/24/22	1.66%	\$ 2,008,379.89	\$ 2,740.20	\$ 2,011,120.09
MSB XXXX096	10/23/19	04/22/21	2.15%	\$ 1,053,991.65	\$ 1,859.03	\$ 1,055,850.68
MSB XXXX097	11/01/19	05/01/21	2.15%	\$ 1,052,128.69	\$ 1,855.74	\$ 1,053,984.43
MSB XXXX099	05/10/18	05/10/22	1.66%	\$ 2,124,432.58	\$ 2,900.46	\$ 2,127,333.04
MSB XXXX146	02/17/19	02/17/21	2.25%	\$ 2,610,665.66	\$ 4,819.05	\$ 2,615,484.71
MSB XXXX147	02/17/19	02/17/21	3.00%	\$ 2,634,448.22	\$ 6,478.15	\$ 2,640,926.37
MSB XXXX378	02/05/20	02/05/22	2.50%	\$ 1,135,145.62	\$ 2,328.42	\$ 1,137,474.04
SBT XXX0204 - EBA	07/30/20	07/30/21	1.25%	\$ 1,097,415.44	\$ -	\$ 1,097,415.44
SBT XXXX250	08/07/19	08/07/21	2.50%	\$ 2,187,032.23	\$ -	\$ 2,187,032.23
SBT XXXX416	02/14/19	02/14/21	3.00%	\$ 2,634,637.66	\$ 6,496.37	\$ 2,641,134.03
SBT XXXX497	03/02/20	03/02/21	2.00%	\$ 2,027,007.54	\$ 3,332.07	\$ 2,030,339.61
SBT XXXX498	03/02/20	09/02/21	2.25%	\$ 3,045,608.71	\$ 5,632.29	\$ 3,051,241.00
SBT XXXX499	03/02/20	03/02/22	2.25%	\$ 5,076,014.51	\$ 9,387.15	\$ 5,085,401.66
<b>CD Totals ending 12/31/20</b>				<b>\$ 37,322,648.24</b>	<b>\$ 61,739.86</b>	<b>\$ 37,384,388.10</b>

<b>Benchmark: Average 90 day Treasury Bill .09%</b>	<b>FUB - FIRST UNITED BANK TOTAL GL</b>	<b>Schertz Bank &amp; Trust</b>
	\$ 10,660,770.86	\$ 16,092,563.97
	<b>Marion State Bank</b>	
	\$ 10,631,053.27	

\*NEW CD  
\*RENEWED CD  
\*REDEEMED CD

**NATALIANCE SECURITIES BROKERAGE ACCOUNT STATEMENT  
DECEMBER 1, 2020 THRU DECEMBER 31, 2020**

Issuer	Quantity	Market Price	Settlement Date	Maturity Date	Beginning Account Market Value	Ending Account Market Value	Estimated Annual Income	Interest Paid	Deposits Cash & Securities	(1) Net Change in Portfolio
FIRST MIDWEST BANK CUSIP 32086WAV1 MONTHLY INTEREST @ 2.10%	\$ 240,000.00	101.099	7/12/2019	7/12/2021	\$ 243,021.60	\$ 242,637.60	\$ 5,040.00	\$ (414.25)	\$ -	\$ (384.00)
<b>Total Certificates of Deposit Ending Account Value:</b>					\$ 243,021.60	\$ 242,637.60	\$ 5,040.00	\$ (414.25)	\$ -	\$ (384.00)
<b>TOTAL PORTFOLIO HOLDINGS</b>					\$ 243,021.60	\$ 242,637.60	\$ 5,040.00	\$ (414.25)	\$ -	\$ (384.00)

(1) Net Change in Portfolio is the difference between the ending account value and beginning account value after activity.



**MULTI-BANK BROKERAGE ACCOUNT STATEMENT  
DECEMBER 1, 2020 THRU DECEMBER 31, 2020**

Issuer	Quantity	Market Price	Settlement Date	Maturity Date	Beginning Account Market Value	Ending Account Market Value	Estimated Annual Income	Bond Interest Paid	Withdrawals Cash & Securities	(1) Net Change in Portfolio
CAPITAL ONE NATL ASSN CUSIP 14042RML2	247,000.00	101.2190	7/31/2019	8/2/2021	250,416.01	250,010.93	\$ 5,187.00	\$ -	\$ -	\$ (405.08)
SEMI ANNUALLY INTEREST @ 2.10%										
CAPITAL ONE BANK USA CUSIP 14042TBG1	247,000.00	101.2190	7/31/2019	8/2/2021	250,416.01	250,010.93	\$ 5,187.00	\$ -	\$ -	\$ (405.08)
SEMI ANNUALLY INTEREST @ 2.10%										
THREE RIVERS FED CR UN CUSIP 885693LAH0	249,000.00	101.2130	8/1/2019	8/2/2021	252,413.79	252,020.37	\$ 5,229.00	\$ 429.78	\$ (429.78)	\$ (393.42)
MONTHLY INTEREST @ 2.08%										
ENCORE BK LITTLE ROCK ARK CUSIP 29260MAS4	249,000.00	101.6700	1/17/2020	1/18/2022	253,432.20	253,158.30	\$ 4,108.50	\$ 337.68	\$ (337.68)	\$ (273.90)
MONTHLY INTEREST @ 1.65%										
GREENSTATE CR UN NORTH CUSIP 39573LAJ7	249,000.00	101.7800	1/30/2020	01/31/2022	253,708.69	253,432.20	\$ 4,233.00	\$ 347.92	\$ (347.92)	\$ (276.39)
MONTHLY INTEREST @ 1.70%										
HANMI BK LOS ANGELES CALIF CUSIP 410493EC09	249,000.00	101.6700	1/17/2020	1/18/2022	253,432.20	253,158.30	\$ 4,108.50	\$ 337.68	\$ (337.68)	\$ (273.90)
MONTHLY INTEREST @ 1.65%										
RIVER BANK STODDARD WIS CUSIP 76804DAG4	249,000.00	101.6590	1/30/2020	1/28/2022	253,387.38	253,130.91	\$ 3,984.00	\$ 327.45	\$ (327.45)	\$ (256.47)
MONTHLY INTEREST @ 1.60%										
WELLS FARGO NATL BK WEST CUSIP 949495ANS	249,000.00	101.8270	7/17/2020	1/18/2022	253,855.50	253,549.23	\$ 4,482.00	\$ 368.38	\$ (368.38)	\$ (306.27)
MONTHLY INTEREST @ 1.80%										
ANDERSON BROS BANK CUSIP 033637AM3	249,000.00	101.7430	2/5/2020	2/4/2022	253,501.52	253,340.07	\$ 4,108.50	\$ 337.68	\$ (337.68)	\$ (261.45)
MONTHLY INTEREST @ 1.80%										
<b>SUB-TOTALS</b>	<b>2,237,000.00</b>				<b>2,274,683.20</b>	<b>2,271,811.24</b>	<b>\$ 40,627.50</b>	<b>\$ 2,486.57</b>	<b>\$ (2,486.57)</b>	<b>\$ (2,651.96)</b>
<b>BOND INTEREST ADJMT 9/28/2020</b>					<b>\$ -</b>			<b>\$ -</b>		
<b>ENDING ACCOUNT VALUE</b>	<b>2,237,000.00</b>				<b>\$ 2,274,683.20</b>	<b>2,271,811.24</b>	<b>\$ 40,627.50</b>	<b>\$ 2,486.57</b>	<b>\$ (2,486.57)</b>	<b>\$ (2,651.96)</b>

(1) Net Change in Portfolio is the difference between the ending account value and beginning account value after activity.



## COVID-19 Hours Paid as of 12/31/20

Department	Hours	Gross
400 COUNTY JUDGE	9.7500 \$	180.38
401 COMMISSIONERS COURT	64.7500 \$	1,235.43
403 COUNTY CLERK	351.5000 \$	6,834.29
405 VETERANS SERVICES OFFICER	9.5000 \$	123.50
450 DISTRICT CLERK	829.0000 \$	11,687.51
451 JUSTICE OF THE PEACE, PRECINCT 1	80.0000 \$	1,541.60
453 JUSTICE OF THE PEACE, PRECINCT 3	358.7500 \$	7,231.33
454 JUSTICE OF THE PEACE, PRECINCT 4	32.2500 \$	376.30
475 COUNTY ATTORNEY	404.7500 \$	8,698.40
490 ELECTIONS ADMINISTRATION	80.0000 \$	1,475.20
493 HUMAN RESOURCES	143.5000 \$	2,298.98
495 COUNTY AUDITOR	55.7500 \$	1,259.86
496 PURCHASING	16.0000 \$	224.96
497 COUNTY TREASURER	140.0000 \$	2,482.73
499 TAX ASSESSOR-COLLECTOR	258.5000 \$	4,463.28
503 MIS DEPARTMENT	76.0000 \$	2,601.40
516 BUILDING MAINTENANCE	363.2500 \$	7,284.19
554 CONSTABLE, PRECINCT 4	12.0000 \$	186.00
560 COUNTY SHERIFF	2,692.2500 \$	66,159.94
562 HIGHWAY PATROL	56.0000 \$	1,389.92
570 ADULT DETENTION CENTER (JAIL)	2,967.2495 \$	62,186.05
620 ROAD & BRIDGE	537.2500 \$	10,786.36
635 ENVIRONMENTAL HEALTH	13.2500 \$	240.16
637 ANIMAL CONTROL	24.0000 \$	451.68
672 JUVENILE PROBATION	179.2500 \$	3,745.95
673 JUVENILE DETENTION	1,128.0000 \$	23,004.69
<b>Grand Total Employees 210</b>	<b>10,882.4995 \$</b>	<b>228,150.09</b>