

# Guadalupe County Treasurer's Monthly and Investment Report

For the Month Ended  
March 31, 2021

Submitted by  
Honorable Linda Douglass  
Guadalupe County Treasurer


# Table of Contents

## Treasurer's Monthly Report

Treasurer's Letter of Transmittal	Page 2
Certification by County Treasurer	Page 3
Affidavit	Page 4
Statement of Receipts and Disbursements & Investments	Page 5-5(a)
Debt Service Schedule	Page 6
Monthly Departmental Revenues FY 20/21	Page 7
County Sales and Use Tax Comparison Summary 2020/2021	Page 8
Departmental Compensatory Time Liability Report	Page 9
Payroll History Report	Page 10
TCDRS Monthly Report	Page 11
Annual Juror Donations and Charities	Page 12

## Treasurer's Investment Report

General Statement	Page 13
Cash Balances	Page 14
Collateral Adequacy	Page 14
Investment Strategy	Page 14-15
Description of Investment Instruments	Page 16
Portfolio by Type of Investment	Page 17
Interest Rates History by Month and Year	Page 18
Interest Earnings by Fund	Page 19
General Ledger Bank Reconciliations Cash in Bank	Page 20
Guadalupe County Investment Portfolio	Page 21-23
COVID- 19 Hours Paid	Page 24



May 18, 2021

To: County Judge Kyle Kutscher and Commissioners' Court

From: Honorable Linda Douglass, Guadalupe County Treasurer

Re: Treasurer's Monthly and Investment Report Ending March 31, 2021

Honorable Members of the Commissioners' Court:

Attached you will find the transmittal of the County Treasurer's Report to Commissioners' Court for money received and disbursed; debts due to and owed by the county; and all other proceedings in the Treasurer's office for the month ended March 31, 2021 as required by the Texas Local Government Code Section 114.026.

In accordance with the provisions of Government Code 2256.023, the Public Funds Investment Act, which require at least quarterly reporting of investment transactions for county funds to the Commissioners' Court. The investments held in Guadalupe County's portfolio comply with the Public Funds Investment Act and Guadalupe County Investment Policy and Strategies.

Also, in accordance with State Law, the books and accounts of the County Treasurer are available to Commissioners' Court for inspection and examination, as desired. This report is also filed with the County Clerk as the official records management officer for Guadalupe County.

Should you have any questions concerning the information provided in this report or request for additional information, please feel free to contact me at (830) 303-4188, ext. 1338.

Respectfully Submitted,

A handwritten signature in blue ink that reads "Linda Douglass".

Honorable Linda Douglass, CCT, CIO  
Guadalupe County Treasurer

**CERTIFICATION BY COUNTY TREASURER**

THE STATE OF TEXAS §

COUNTY OF GUADALUPE §

May 18, 2021

I, the undersigned, County Treasurer of Guadalupe County, Texas, do hereby swear and affirm that the attached Guadalupe County Treasurer's Monthly and Investment Report to be a true and correct statement, to the best of my knowledge, of all accounts under the control of Guadalupe County Treasurer for the month ended March 31, 2021.

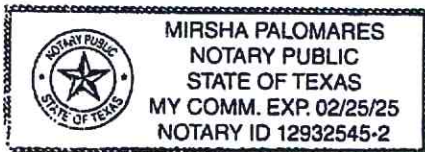
*Linda Douglass*

\_\_\_\_\_  
Honorable Linda Douglass, CCT, CIO  
Guadalupe County Treasurer

THE STATE OF TEXAS  
THE COUNTY OF GUADALUPE

This instrument was sworn and subscribed before me on this 12 day of May, 2021.

Seal



*Mirsha Palomares*  
\_\_\_\_\_  
Notary Public

---

**A F F I D A V I T**  
**COUNTY TREASURER'S MONTHLY AND INVESTMENT REPORT FOR**  
**THE MONTH ENDED MARCH 31, 2021**

---

**WHEREAS**, in accordance with Section §114.026 of the Texas Local Government Code, the County Treasurer shall make a detailed report of money received and disbursed; debts due to and owed by the county; and all other proceedings in the Treasurer's office shall be presented at the regular meeting of the Commissioners Court.

We the undersigned hereby certify and approve to the best of our knowledge and belief, that the attached information is a true and a complete list of all amounts received and paid from each fund since the County Treasurer's preceding report, and any balance remaining in the Treasurer's hand on the said 31<sup>st</sup> day of March 2021.

**FURTHER**, the amount of cash and other assets that were in the custody of the County Treasurer at the time of the examination was **\$96,281,186.00** as the Guadalupe County Investment Officer. This report has been prepared in compliance with the Local Government Code 116.112 and in accordance with Government Code, Subchapter A, Chapter 2256, of the Public Funds Investment Act.

**THEREFORE**, In accordance with Texas Local Government Code Section 114.026 and Section 116.112, I hereby submit my March 2021 reports as required by law for the Guadalupe County Commissioners' Court review and approval.

Submitted by:

  
\_\_\_\_\_  
Honorable Linda Douglass, Guadalupe County Treasurer



APPROVED this 18<sup>th</sup> day of May 2021

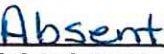
  
\_\_\_\_\_  
Kyle Kutscher  
County Judge

ATTEST:

  
\_\_\_\_\_  
Teresa Kiel  
County Clerk

  
\_\_\_\_\_  
Greg Seidenberger  
Commissioner Pct. 1

  
\_\_\_\_\_  
Drew Engelke  
Commissioner Pct. 2

  
\_\_\_\_\_  
Michael Carpenter  
Commissioner Pct. 3

  
\_\_\_\_\_  
Judy Cope  
Commissioner Pct. 4

A complete detail copy of the Treasurer's Report is available in the County Treasurer's office or an official copy may be purchased at the County Clerk's office. The County Clerk is the official custodian of the Commissioners Court records.

**GUADALUPE COUNTY, TEXAS**  
**Combined Statement of Receipts & Disbursements**

From Date: 3/1/2021 - To Date: 3/31/2021

Fund	Description	Beginning Balance	Total Debits	Total Credits	Ending Balance
100	GENERAL FUND	\$1,270,626.17	\$8,729,037.51	\$11,368,374.66	(\$1,368,710.98)
200	ROAD & BRIDGE FUND	\$288,556.33	\$826,522.40	\$1,360,926.20	(\$245,847.47)
201	CETRZ FUND	\$27,292.18	\$0.00	\$8,000.00	\$19,292.18
400	LAW LIBRARY FUND	\$110,068.44	\$7,132.21	\$1,081.37	\$116,119.28
403	SHERIFF'S STATE	\$278,001.74	\$7,273.83	\$7,533.30	\$277,742.27
405	SHERIFF'S FEDERAL	\$40,536.36	\$8.68	\$0.00	\$40,545.04
408	FIRE CODE INSPECTION	\$269,724.23	\$13,874.08	\$6,917.91	\$276,680.40
409	SHERIFF'S DONATION	\$10,805.85	\$0.00	\$138.99	\$10,666.86
410	COUNTY CLERK	\$220,021.82	\$43,800.00	\$112,419.00	\$151,402.82
411	CO. CLERK RECORDS	\$336,238.73	\$43,579.88	\$200,000.00	\$179,818.61
412	COUNTY RECORDS	\$127,044.95	\$3,396.82	\$100,000.00	\$30,441.77
413	VITAL STATISTICS	\$16,481.47	\$829.00	\$0.00	\$17,310.47
414	COURTHOUSE SECURITY	\$118,543.72	\$10,268.92	\$1,421.01	\$127,391.63
415	DISTRICT CLERK	\$31,522.52	\$1,045.64	\$0.00	\$32,568.16
416	JUSTICE COURT	\$103,812.03	\$11,073.79	\$11,680.83	\$103,204.99
417	CO & DIST COURT	\$27,394.38	\$320.98	\$0.00	\$27,715.36
418	JP JUSTICE COURT	\$18,653.12	\$264.02	\$129.36	\$18,787.78
420	SURPLUS FUNDS	\$151,470.08	\$0.00	\$1,920.38	\$149,549.70
430	COURT REPORTER FEE	\$35,210.86	\$3,714.24	\$1,862.50	\$37,062.60
431	FAMILY PROTECTION	\$82,874.21	\$1,213.66	\$0.00	\$84,087.87
432	DIST CLK RECORDS	\$61,640.40	\$1,984.49	\$0.00	\$63,624.89
433	COURT RECORDS	\$53,230.12	\$2,559.80	\$0.00	\$55,789.92
435	ALTERNATIVE DISPUTE	\$98,764.26	\$2,367.48	\$56,666.66	\$44,465.08
436	COURT-INITIATED	\$41,058.23	\$1,080.00	\$0.00	\$42,138.23
437	CHILD SAFETY FEE-GF	\$79,313.74	\$7,170.14	\$50,000.00	\$36,483.88
439	CHILD WELFARE BOARD	\$33,637.98	\$7.14	\$0.00	\$33,645.12
440	SPECIALTY	\$54,851.70	\$2,484.41	\$110.00	\$57,226.11
441	TRUANCY PREVENTION	\$21,851.61	\$3,093.21	\$0.00	\$24,944.82
445	CA PRE-TRIAL	\$4,225.00	\$400.00	\$1,200.00	\$3,425.00
447	COUNTY ATTORNEY	(\$563.93)	\$7.99	\$1,651.96	(\$2,207.90)
453	CONSTABLE 3 STATE	\$1,433.13	\$0.89	\$0.00	\$1,434.02
463	CONSTABLE 3 FEDERAL	\$2,754.57	\$0.00	\$0.00	\$2,754.57
480	HOTEL OCCUPANCY	\$381,696.00	\$24,098.43	\$0.00	\$405,794.43
498	BAIL BOND SECURITY	\$191,037.97	\$15.00	\$529.42	\$190,523.55
499	EMPLOYEE FUND-GF	\$14,081.43	\$0.00	\$665.69	\$13,415.74
500	SPECIAL VIT INTEREST	\$541.97	\$0.00	\$0.00	\$541.97
501	COUNTY ATTORNEY HOT	\$18,454.99	\$66.42	\$134.89	\$18,386.52
505	LAW ENFORCEMENT	\$38,124.69	\$0.00	\$1,940.00	\$36,184.69
600	DEBT SERVICE	(\$180,391.63)	\$2,383,066.62	\$1,000,000.00	\$1,202,674.99
700	CAPITAL PROJECT FUND	\$1,382,288.38	\$183.96	\$1,592,983.76	(\$210,511.42)
702	DEPT OF HOMELAND	\$234.85	\$0.00	\$0.00	\$234.85
800	JAIL COMMISSARY FUND	\$360,945.57	\$37,930.67	\$20,534.98	\$378,341.26
850	EMPLOYEE HEALTH	\$1,488,179.93	\$556,869.53	\$566,331.63	\$1,478,717.83
855	WORKERS' COMPENSATION	\$263,151.48	\$75,407.16	\$3,336.49	\$335,222.15
<b>Grand Total:</b>		<b>\$7,975,421.63</b>	<b>\$12,802,149.00</b>	<b>\$16,478,490.99</b>	<b>\$4,299,079.64</b>

**GUADALUPE COUNTY, TEXAS**  
**Other Assests Investments**  
From Date: 3/1/2021 - To Date: 3/31/2021

Fund	Description	Beginning Balance	Total Debits	Total Credits	Ending Balance
100	GENERAL FUND	\$68,160,981.87	\$5,954,044.55	\$5,049,398.63	\$69,065,627.79
200	ROAD & BRIDGE FUND	\$9,980,418.33	\$634,517.73	\$617,173.25	\$9,997,762.81
400	LAW LIBRARY FUND	\$200,000.00	\$0.00	\$0.00	\$200,000.00
410	COUNTY CLERK RECORDS MGMT FUI	\$820,000.00	\$100,000.00	\$0.00	\$920,000.00
411	CO. CLERK RECORDS ARCHIVE-GF	\$308,683.85	\$200,129.58	\$0.00	\$508,813.43
433	COURT RECORDS PRESERVATION-GI	\$75,000.00	\$0.00	\$0.00	\$75,000.00
435	ALTERNATIVE DISPUTE RESOLUTION	\$275,000.00	\$50,000.00	\$0.00	\$325,000.00
437	CHILD SAFETY FEE-GF	\$100,000.00	\$50,000.00	\$0.00	\$150,000.00
498	BAIL BOND SECURITY FUND	\$310,000.00	\$0.00	\$0.00	\$310,000.00
600	DEBT SERVICE	\$249,270.41	\$1,045,337.59	\$2,382,826.75	(\$1,088,218.75)
700	CAPITAL PROJECT FUND	\$5,800,000.00	\$1,000,000.00	\$0.00	\$6,800,000.00
850	EMPLOYEE HEALTH BENEFITS	\$4,717,798.64	\$322.87	\$0.00	\$4,718,121.51
<b>Grand Total:</b>		<b>\$90,997,153.10</b>	<b>\$9,034,352.32</b>	<b>\$8,049,398.63</b>	<b>\$91,982,106.79</b>

# GUADALUPE COUNTY, TEXAS

## Debt Service Schedule - Outstanding Debt

### CERTIFICATES OF OBLIGATION, SERIES 2013

In May 2013, the Guadalupe County Commissioners Court issued \$5,000,000 in certificates of obligation for the remodeling of the 2nd floor of the Justice Center and for replacing the air conditioning and heating system at the County Jail.

FISCAL YEAR	PRINCIPAL DUE 2/1	INTEREST RATE	INTEREST DUE 2/1	INTEREST DUE 8/1	TOTAL
2021		1.70%	\$ -	\$ 21,942.50	\$ 21,942.50
2022	\$ 1,240,000.00	1.80%	\$ 21,942.50	\$ 10,782.50	\$ 1,272,725.00
2023	\$ 1,135,000.00	1.90%	\$ 10,782.50	\$ -	\$ 1,145,782.50
	<u>\$ 2,375,000.00</u>		<u>\$ 32,725.00</u>	<u>\$ 32,725.00</u>	<u>\$ 2,440,450.00</u>

### TAX NOTES, SERIES 2017

In June 2017, the Guadalupe County Commissioners Court issued \$8,500,000 in Tax Notes for the purpose of construction, acquiring, purchasing, renovating, equipping, enlarging and improving County-owned facilities and making other County improvements; purchasing personal property, materials, supplies, equipment, machinery, land, and rights-of-way for authorized needs and purposes relating to the aforementioned capital improvements and payment of professional services relating to the aforementioned projects and relating to the issuance of the Notes (the Project)

FISCAL YEAR	PRINCIPAL DUE 2/1	INTEREST RATE	INTEREST DUE 2/1	INTEREST DUE 8/1	TOTAL
2021	\$ -	1.425%	\$ -	\$ 41,538.75	\$ 41,538.75
2022	\$ 1,090,000.00	1.525%	\$ 41,538.75	\$ 33,227.50	\$ 1,164,766.25
2023	\$ 1,240,000.00	1.700%	\$ 33,227.50	\$ 22,687.50	\$ 1,295,915.00
2024	\$ 2,420,000.00	1.875%	\$ 22,687.50	\$ -	\$ 2,442,687.50
	<u>\$ 4,750,000.00</u>		<u>\$ 97,453.75</u>	<u>\$ 97,453.75</u>	<u>\$ 4,944,907.50</u>

### TAX NOTES, SERIES 2020

In November 2020, the Guadalupe County Commissioners Court issued \$8,500,000 in Tax Notes. These Tax Notes were issued for the purposes of constructing, purchasing, renovating, equipping, enlarging, and improving County facilities, and purchasing personal property, materials, supplies, equipment, machinery, land, and rights-of-way for authorized needs and purposes relating to the aforementioned capital improvements and professional services relating to the aforementioned projects.

FISCAL YEAR	PRINCIPAL DUE 2/1	INTEREST RATE	INTEREST DUE 2/1	INTEREST DUE 8/1	TOTAL
2021	\$ -		\$ -	\$ 33,924.03	\$ 33,924.03
2022	\$ 150,000.00	0.536%	\$ 33,924.03	\$ 33,522.03	\$ 217,446.06
2023	\$ 160,000.00	0.564%	\$ 33,522.03	\$ 33,070.83	\$ 226,592.86
2024	\$ 175,000.00	0.591%	\$ 33,070.83	\$ 32,553.70	\$ 240,624.53
2025	\$ 2,610,000.00	0.692%	\$ 32,553.70	\$ 23,523.10	\$ 2,666,076.80
2026	\$ 2,670,000.00	0.793%	\$ 23,523.10	\$ 12,936.55	\$ 2,706,459.65
2027	\$ 2,735,000.00	0.946%	\$ 12,936.55	\$ -	\$ 2,747,936.55
	<u>\$ 8,500,000.00</u>		<u>\$ 169,530.24</u>	<u>\$ 169,530.24</u>	<u>\$ 8,839,060.48</u>

<b>Total Debt Outstanding</b>		
as of 10/01/2020	\$ 17,905,000.00	\$ 17,905,000.00
Less scheduled principal payments for FY21		<u>\$ (2,280,000.00)</u>
<b>Total Debt Outstanding</b>		<b>\$ 15,625,000.00</b>
as of 10/01/2021		




## Monthly Departmental Revenues for the Fiscal Year October 1, 2020 to September 30, 2021

	Oct-20-Dec-20 Totals	Jan-21	Feb-21	Mar-21	REVENUE YEAR-TO- DATE
ADULT DETENTION CENTER	\$ 389,031.99	\$ 77,083.75	\$ 109,468.37	\$ 91,979.18	\$ 667,563.29
BINGO	\$ 44,199.08	\$ 15,165.67	\$ 5,784.38	\$ -	\$ 44,199.08
CO ATTORNEY	\$ 2,954.59	\$ 742.95	\$ 218.31	\$ 440.90	\$ 4,356.75
CONSTABLE 1	\$ 13,672.11	\$ 4,714.13	\$ 3,611.82	\$ 10,573.17	\$ 32,571.23
CONSTABLE 2	\$ 7,010.46	\$ 3,523.31	\$ 3,163.26	\$ 4,933.43	\$ 18,630.46
CONSTABLE 3	\$ 4,461.29	\$ 2,556.17	\$ 949.13	\$ 3,076.47	\$ 11,043.06
CONSTABLE 4	\$ 8,783.02	\$ 3,452.86	\$ 2,558.88	\$ 6,268.19	\$ 21,062.95
COUNTY CLERK-CIVIL	\$ 63,601.21	\$ 31,336.71	\$ 15,566.50	\$ 25,990.66	\$ 136,495.08
COUNTY CLERK-CCL AND CCL2	\$ 106,125.67	\$ 36,145.43	\$ 18,840.20	\$ 49,076.10	\$ 210,187.40
COUNTY CLERK-DEEDS/LIBRARY	\$ 562,456.58	\$ 180,470.67	\$ 162,839.02	\$ 224,940.92	\$ 1,130,707.19
COUNTY CLERK-VITAL STATS	\$ 35,225.50	\$ 10,808.50	\$ 8,448.50	\$ 16,909.00	\$ 71,391.50
COUNTY CLERK-SCHERTZ	\$ 6,542.50	\$ 2,740.00	\$ 1,669.00	\$ 4,273.50	\$ 15,225.00
COUNTY CLERK-TPW	\$ 596.00	\$ 58.00	\$ -	\$ 40.00	\$ 694.00
DISTRICT CLERK-CIVIL	\$ 178,492.02	\$ 59,718.78	\$ 52,177.16	\$ 76,936.19	\$ 367,324.15
DISTRICT CLERK-CCM	\$ 36,235.99	\$ 17,366.31	\$ 17,167.46	\$ 25,357.93	\$ 96,127.69
ELECTIONS	\$ 131,330.12	\$ 2,736.50	\$ -	\$ -	\$ 134,066.62
ENVIRONMENTAL HEALTH	\$ 52,066.90	\$ 15,920.30	\$ 8,701.30	\$ 21,651.00	\$ 98,339.50
FIRE MARSHAL	\$ 39,982.92	\$ 40,032.28	\$ 2,889.79	\$ 13,874.08	\$ 96,779.07
NON-DEPARTMENTAL *	\$ 217,502.50	\$ 188,232.70	\$ 38,110.24	\$ 11,402.57	\$ 455,248.01
HOTEL OCCUPANCY TAX	\$ 66,820.52	\$ 34,155.97	\$ 13,073.40	\$ 24,098.43	\$ 138,148.32
JUSTICE OF THE PEACE, PCT. 1	\$ 228,514.06	\$ 90,367.41	\$ 72,970.33	\$ 122,804.56	\$ 514,656.36
JUSTICE OF THE PEACE, PCT. 2	\$ 42,296.43	\$ 19,354.18	\$ 12,294.74	\$ 24,536.60	\$ 98,481.95
JUSTICE OF THE PEACE, PCT. 3	\$ 46,100.26	\$ 30,383.99	\$ 13,093.81	\$ 36,236.50	\$ 125,814.56
JUSTICE OF THE PEACE, PCT. 4	\$ 82,247.38	\$ 27,870.38	\$ 22,679.11	\$ 46,784.84	\$ 179,581.71
JUVENILE PROBATION	\$ 4,394.00	\$ 2,265.00	\$ 1,300.00	\$ 3,292.28	\$ 11,251.28
ROAD AND BRIDGE	\$ 72,982.57	\$ 450.00	\$ 278.50	\$ 1,666.48	\$ 75,377.55
SHERIFF'S DEPARTMENT	\$ 19,832.02	\$ 5,264.00	\$ 1,365.00	\$ 5,903.40	\$ 32,364.42
TAX OFFICE	\$ 44,782,851.34	\$ 19,457,200.52	\$ 8,858,596.97	\$ 6,077,174.70	\$ 79,175,823.53
TREASURER'S OFFICE	\$ 960.00	\$ 1,198.00	\$ 332.00	\$ 698.45	\$ 3,188.45
<b>TOTAL MONTHLY REVENUES</b>	<b>\$ 47,203,069.95</b>	<b>\$ 20,361,314.47</b>	<b>\$ 9,448,147.18</b>	<b>\$ 6,930,919.53</b>	<b>\$ 83,966,700.16</b>

<b>*NON-DEPARTMENTAL includes:</b>	
TABC	\$23.50
MIXED BEVERAGE TAX	\$11,379.07

**GUADALUPE COUNTY  
SALES TAX COLLECTIONS COMPARISON FY2020 / FY2021**




Month Collected / Month Remitted	FY 2020	Month Collected / Month Remitted	FY 2021	FY 2020 / 2021 Net Difference	Comparable Monthly % Change Increase/Decrease
October / December	\$ 702,868.00	October / December	\$ 753,002.00	\$ 50,134.00	7.13%
November / January	\$ 677,383.00	November / January	\$ 753,557.00	\$ 76,174.00	11.25%
December / February	\$ 926,412.00	December / February	\$ 1,016,147.00	\$ 89,735.00	9.69%
January / March	\$ 695,334.00	January / March	\$ 774,772.00	\$ 79,438.00	11.42%
February / April	\$ 627,819.00	February / April	\$ 637,177.00	\$ 9,358.00	1.49%
March / May	\$ 791,318.00	March / May	\$ -	\$ -	0.00%
April / June	\$ 720,529.00	April / June	\$ -	\$ -	0.00%
May / July	\$ 759,148.00	May / July	\$ -	\$ -	0.00%
June / August	\$ 897,241.00	June / August	\$ -	\$ -	0.00%
July / September	\$ 740,239.00	July / September	\$ -	\$ -	0.00%
August / October	\$ 700,718.00	August / October	\$ -	\$ -	0.00%
September / November	\$ 856,161.00	September / November	\$ -	\$ -	0.00%
<b>Total Payments Received:</b>	<b>\$ 9,095,170.00</b>	<b>Total Payments Received:</b>	<b>\$ 3,934,655.00</b>	<b>\$ 304,839.00</b>	

\*\*Note - Sales Tax is paid two months in arrears from Texas Comptroller of Public Accounts.

**SALES TAX BY FISCAL YEAR**

**BUDGET vs ACTUAL**

	FY 2017	FY 2018	FY 2019	FY 2020	FY 2021
<b>BUDGET</b>	7,100,000	\$ 7,300,000	\$7,400,000	\$7,800,000	\$7,020,000
<b>ACTUAL</b>	7,229,655	\$ 7,698,785	\$8,158,940	\$9,095,170	\$3,934,655



# Compensatory Time Liability Report

As of 3/31/21

Primary Department	Rate	Compensatory Time
<b>400 - COUNTY JUDGE</b>	<b>\$1,532.48</b>	<b>59.1000</b>
<b>401 - COMMISSIONERS COURT</b>	<b>\$299.38</b>	<b>15.6250</b>
<b>403 - COUNTY CLERK</b>	<b>\$348.42</b>	<b>17.0600</b>
<b>405 - VETERANS' SERVICE OFFICER</b>	<b>\$131.25</b>	<b>7.5000</b>
<b>426 - COUNTY COURT-AT-LAW</b>	<b>\$91.80</b>	<b>3.3750</b>
<b>427 - COUNTY COURT-AT-LAW NO. 2</b>	<b>\$693.60</b>	<b>25.5000</b>
<b>450 - DISTRICT CLERK</b>	<b>\$716.44</b>	<b>42.2800</b>
<b>451 - JUSTICE OF THE PEACE, PRECINCT 1</b>	<b>\$1,710.43</b>	<b>85.9050</b>
<b>452 - JUSTICE OF THE PEACE, PRECINCT 2</b>	<b>\$743.99</b>	<b>40.5000</b>
<b>453 - JUSTICE OF THE PEACE, PRECINCT 3</b>	<b>\$1,789.75</b>	<b>74.5000</b>
<b>454 - JUSTICE OF THE PEACE, PRECINCT 4</b>	<b>\$336.83</b>	<b>14.0000</b>
<b>475 - COUNTY ATTORNEY</b>	<b>\$2,772.23</b>	<b>116.2900</b>
<b>490 - ELECTIONS ADMINISTRATION</b>	<b>\$9,908.13</b>	<b>589.8700</b>
<b>493 - HUMAN RESOURCES</b>	<b>\$54.71</b>	<b>2.5000</b>
<b>495 - COUNTY AUDITOR</b>	<b>\$3,177.18</b>	<b>128.3750</b>
<b>496 - PURCHASING</b>	<b>\$110.73</b>	<b>8.0000</b>
<b>497 - COUNTY TREASURER</b>	<b>\$1,223.35</b>	<b>50.6300</b>
<b>499 - TAX ASSESSOR-COLLECTOR</b>	<b>\$10,008.13</b>	<b>426.9050</b>
<b>503 - MIS DEPARTMENT</b>	<b>\$2,438.17</b>	<b>96.0400</b>
<b>516 - BUILDING MAINTENANCE</b>	<b>\$284.43</b>	<b>15.5950</b>
<b>545 - FIRE MARSHAL</b>	<b>\$5,382.93</b>	<b>215.1250</b>
<b>554 - CONSTABLE, PRECINCT 4</b>	<b>\$2.98</b>	<b>0.1250</b>
<b>562 - HIGHWAY PATROL</b>	<b>\$81.90</b>	<b>4.6250</b>
<b>570 - ADULT DETENTION CENTER (JAIL)</b>	<b>\$1,886.88</b>	<b>87.6250</b>
<b>600 - CSCD (ADULT PROBATION)</b>	<b>\$4,056.42</b>	<b>200.5000</b>
<b>620 - ROAD &amp; BRIDGE</b>	<b>\$4,321.62</b>	<b>184.9750</b>
<b>635 - ENVIRONMENTAL HEALTH</b>	<b>\$196.41</b>	<b>9.7040</b>
<b>637 - ANIMAL CONTROL</b>	<b>\$1,601.83</b>	<b>76.1500</b>
<b>665 - AGRICULTURE EXTENSION SERVICE</b>	<b>\$1,012.20</b>	<b>42.7850</b>
<b>672 - JUVENILE PROBATION</b>	<b>\$1,855.65</b>	<b>72.6350</b>
<b>673 - JUVENILE DETENTION</b>	<b>\$614.17</b>	<b>27.1150</b>
<b>Grand Totals</b>	<b>\$59,384.41</b>	<b>2,740.9140</b>



## Payroll History Report

Pay Date Range 03/01/21 - 03/31/21

### Payroll History Total

Hours Description	Hours	Gross	Withholdings and Deductions	Gross Base
ADMIN LEAVE - ADMINISTRATIVE LEAVE	140.5000	2,622.92	Gross	2,347,263.86
ADMIN PAY - ADMINISTRATIVE PAY	22.0000	439.56	Federal Income Tax	206,166.62
ADV JAILER-HRLY - Advanced Jailer-Hourly	.0000	720.00	FICA	137,799.26
ADV PO ELECTED - Advanced Peace Officer Elected	.0000	100.00	Medicare	32,226.95
ADV PO HOURLY - Advanced Peace Officer Hourly	.0000	1,450.00	Adult Probation Post Tax	349.14
ADV TELE-HOURLY - Advanced Telecommunicator-HRLY	.0000	240.00	Adult Probation Pre Tax	4,738.53
AUTO APPOINTED - Auto Allowance Appointed	.0000	1,166.66	AETNA Accident	5,563.56
AUTO ELECTED - Auto Allowance Elected Officials	.0000	5,200.01	AETNA Critical illness	5,807.58
CELL PHONE ELECT - Cell Phone Elected	.0000	300.00	AETNA Hospital	3,241.12
CELL PHONE HRLY - Cell Phone Hourly	.0000	300.00	Bankruptcy Payments	765.24
CHS - Courthouse Security	52.2500	1,177.96	Child Support	10,785.66
COMP IN OT - Comp Earned Overtime	360.7500	.00	CHILD SUPPORT	512.30
COMP IN ST - Comp Earned Straight Time	.2500	.00	CHILD SUPPORT	470.76
COMP USED - Comp Used	617.4800	13,751.94	CHUBB Permanent Life	5,034.46
COMP USED PT - Comp Used Part Time	.1250	1.84	Dental-EE(+CH)	6,031.25
CORR - Correct Prior Pay	.0000	195.20	Dental-EE(+FAM)	7,566.00
COVID19 SK HR 100 - COVID-19 Sick Hourly 100	343.5000	7,493.84	Dental-EE(+SP)	3,198.00
DIST JUDGE SUPP - District Judge Supplement	.0000	300.00	Dental-EE(ONLY)	5,334.50
DOEP - Adult Probation Instructor	.0000	772.50	HealthEq. Flexible Spending Acct	20,725.48
DWI-ED - Adult Probation Instructor DWI	.0000	879.00	HealthEq. FSA Dependent Care	1,043.32
DWI-INTERVENTION - Adult Probation DWI Intervention	.0000	22.50	Medical-EE(+CH)	24,416.00
EVC - Early Voting Clerk	46.5000	465.00	Medical-EE(+FAM)	28,798.00
HRLY - Hourly	75,099.5000	1,666,989.99	Medical-EE(+SP)	10,360.00
INT JAILER-HRLY - Intermediate Jailer-Hourly	.0000	160.00	Nationwide Deferred Comp	11,279.06
INT PO APPOINTED - Intermediate Peace Off-Appointed	.0000	50.00	Property Tax Escrow Accounts	4,592.50
INT PO HOURLY - Intermediate Peace Off-Hourly	.0000	475.00	Retirement Hrlly/Sal	163,344.76
JDO-SUPP - Juv Det Officer Cert Suppmnt	.0000	2,796.00	United Way	19.68
JPO CHIEF CERT - JPO Certification Pay for Chief	.0000	186.60	UNUM Long-Term Disability	2,109.46
JPO-SUPP - JPO Certification Pay	.0000	1,912.60	UNUM LTD Rounding	.09
JUV BOARD - Juvenile Board Salary	.0000	1,200.00	UNUM Short-Term Disability	4,640.20
JUV MEALS - Juvenile Meals other than trng	.0000	35.00	UNUM STD Rounding	.08
LWOP - Leave Without Pay	196.5000	.00	Valic Deferred Comp	10,580.00
MASTER JAILER-HR - Master Jailer Hourly	.0000	1,280.00	Valic Roth 457(b)	40.00
MASTER PO HRLY - Master Peace Officer Hourly	.0000	8,400.00	Vision EE only Buy Up	744.96
MASTER PO-ELECTE - Master Peace Officer-Elected	.0000	800.00	Vision EE+CH Buy Up	392.16
MASTER TELE-HRLY - Master Telecommunicator-Hrlly	.0000	600.00	Vision EE+FAM Buy Up	1,140.12
MILITARY - Military Leave With Pay	106.0000	2,343.22	Vision EE+SP Buy Up	448.80
OT - Overtime	992.5000	24,001.20	Vision Employee + Child(ren)	499.50
OT FLSA REG - Regular Overtime	.0000	12,521.78	Vision Employee + Family	616.00
PERS USED - Personal Time Used	7.7500	135.89	Vision Employee + Spouse	279.99
PT - Part Time Employee	2,970.2500	47,324.89	Vision Employee Only	787.36
PT- SALARY - Part Time Salaried	.0000	2,455.20	<b>Net</b>	<b>\$1,624,815.41</b>
SAL APPOINTED - Salary Appointed Officials	.0000	73,604.22	<b>Benefits</b>	<b>Amount</b>
SAL ELECTED - Salary Elected Officials	.0000	123,071.88	Medical and Dental Contributions	448,188.00
SALARY - Salary	.0000	172,716.24	RETIREMENT BI-WEEKLY PAYROLL	257,876.86
SERT OFFICER - SERT Officer	.0000	2,080.00	RETIREMENT MONTHLY PAYROLL	355.50
SICK ACCRUED - Sick Time Accrued	3,528.4382	.00	RETIREMENT SALARY PAYROLL	18,287.62
SICK LEAVE POOL - Sick Pool Hours Received	101.0000	.00	<b>Total</b>	<b>\$724,707.98</b>
SICK LOST - Sick Lost	211.9410	.00		
SICK POOL DONATE - Sick Hours Donated to Pool	81.6135	.00		
SICK SALARY - Sick Salaried Employee	16.0000	.00		
SICK USED - Sick Time Used	2,541.7500	55,729.65		
SICK USED PT - SICK USED PT	5.0000	61.55		
STATE SUPP - State Supplement Elected	.0000	2,100.00		
SUPPLEMENTAL PAY - Supplemental Pay	.0000	891.14		
TEMP - Temporary Employee	56.0000	1,251.80		
TFC - Adult Probation Instructor	.0000	432.00		
UNIFORM - Uniform Allowance	.0000	2,700.00		
UNIFORM RENTAL - Uniform Rental Non Cash Use Fee	.0000	554.51		
VAC ACCRUED - Vacation Accrued	4,270.8874	.00		
VAC LOST - Vacation Lost	2.3076	.00		
VAC SALARY - Vacation Used Salaried Employee	48.0000	.00		
VAC USED - Vacation Used-hourly	3,074.1345	69,714.22		
VAC USED PT - VAC USED PT	3.8460	47.32		
VEHICLE - Vehicle Non Cash Use Fee	.0000	1,140.00		
WC TAXED - Workers Comp Taxed	60.5000	1,316.86		
WXD ACCRUED - Inclement Weather Accrued	(50.7500)	.00		
WXD USED - Inclement Weather Used	1,268.2500	30,280.68		
<b>Total</b>	<b>96,174.7732</b>	<b>\$2,347,263.86</b>		



**Texas County and District Retirement System**  
**Retirement Contribution Certification**

TCDRS-3A  
 Revised 3/05

Employer Name Guadalupe County Employer Number 193  
 Contact Person Terri B Troncoso Telephone Number 830-303-4188 ext. 1374  
 Reporting Month/Year Mar-21

I certify this to be a true and complete report of the retirement contributions required by the Texas County and District Retirement System for the above employer.

Hindar Douglass  
 Signature of Authorized Official

COUNTY TREASURER  
 Title

**Calculation of Funds**

**Employee Deposits**

Employee Deposits Grand Total \$164,145.96

**Employer Contributions**

	Employee Deposits Grand Total	Employee Deposit Rate	Employer Contribution Rate	
Employer Contributions	<u>164,145.96</u>	<u>7%</u>	<u>11.85%</u>	\$277,876.31
Optional Group Term Life	<u>164,145.96</u>	<u>0%</u>	<u>0.00%</u>	\$0.00

**Monthly Adjustment Report Totals from TCDRS-3B**

Total Employee Deposit Adjustments	\$0.00	
Total Employer Contribution Adjustments	\$0.00	
Total Optional Group Term Life Adjustments	\$0.00	
Total Adjustments		\$0.00

**Overpayments/Underpayments from Previous Reports**

Add or Subtract Payment Variances from Prior Report \$0.00

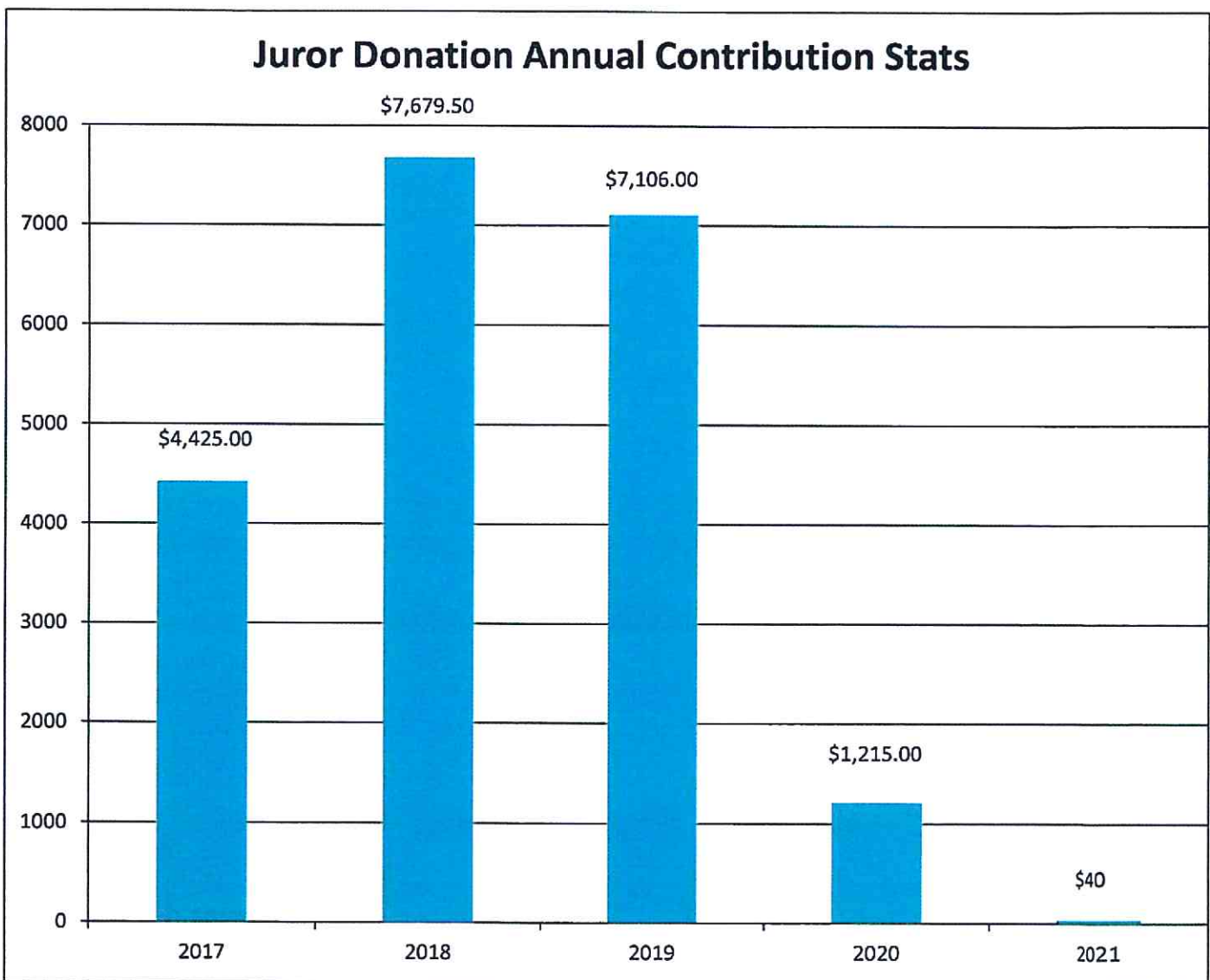
<b>Total Funds Due</b>	\$442,022.27
<b>TOTAL FUNDS SUBMITTED</b>	\$442,022.27
<b>Difference</b>	\$0.00

## Annual Juror Donations and Charities

Jurors are able to donate all or part of their pay to the following charities:

- Court Appointed Special Advocates (CASA)
- Guadalupe County Child Welfare Service
- Guadalupe County Crime Stoppers
- Guadalupe Valley Family Violence Shelter
- Rural Area Parenting Services (RAPPS)
- Texas Victims Compensation Fund
- Veterans Court Program

### Historical Data on Annual Juror Donations to Non-Profits



AS OF 3/31/2021

# Treasurer's Investment Report



**SUBMITTED TO: COMMISSIONERS' COURT, GUADALUPE COUNTY  
BY: HONORABLE LINDA DOUGLASS, COUNTY TREASURER**

This report is prepared in accordance with the provisions of Government Code 2256.023, The Public Funds Investment Act, which require at least quarterly reporting of investment transactions for county funds to the Commissioners' Court. The investments held in Guadalupe County's portfolio comply with the Public Funds Investment Act and the County's Investment Policy and Strategies.

## **General Statement**

This report summarizes the County's Investment Portfolio position and performance for the month ended March 31, 2021.

Funds of Guadalupe County will be invested in accordance with federal and state laws and within the boundaries of the Investment Policy. Investments shall be made with judgment and care under circumstances then prevailing-which persons of prudence, discretion, and intelligence exercise in the management of their own affairs, not for speculation, but for investment, considering the probable safety of their capital as well as the probable income to be derived. The first and foremost consideration of all Guadalupe County investment transactions is the suitability of the investment to the financial requirements of the County. Guadalupe County will invest according to investment strategies for each fund as they are adopted by Commissioners' Court resolution in accordance with PFIA 2256 of the Texas Government Code.

Currently the County's investments are made utilizing Texas Class Investment Pool, Certificates of Deposit, Brokerage CD's and Money Market Funds. Pools combine the cash of participating jurisdictions and invest the assets in securities otherwise allowed under state law as regarding government investments. During the current 2020-2021 fiscal year, interest earnings year to date totaled \$66,402.00 as of March 31, 2021 (See "Interest Earnings by Fund" schedule on page 19). These interest earnings include interest earned on First United Bank Accounts, Schertz Money Market Accounts, Certificates of Deposit, and Texas Class Investment Pool.

## **Cash Balances**

“Cash balances” means the dollar amount in a checking account that can be transferred, invested, used to pay down a debt, or left in the account for compensation purposes. The total available cash balances on-hand in First United Bank, Schertz Bank & Trust, and Texas Class as of March 31, 2021 was \$65,975,141.00 (See “Cash Balances” schedule on page 20). Balances in Texas Class and Certificates of Deposit made up 89% of all invested monies. Cash balances in First United Bank and Schertz Bank and Trust bank accounts are monitored on a daily basis.

## **Collateral Adequacy**

Collateral on cash balances and investments was adequate during the month. Collateral pledged as of March 31, 2021 is as follows: First United Bank FHLB Letters of Credit pledged plus FDIC insurance was \$39,530,628.00. Schertz Bank and Trust FHLB Letters of Credit pledged plus FDIC insurance was \$30,250,000.00, Marion State Bank collateral pledged plus FDIC insurance held in Safekeeping by Frost Bank is \$10,416,680.00.

## **Investment Strategy**

In accordance with the Public Funds Investment Act, Guadalupe County Investment Strategies shall address the following priorities:

- Understanding of the suitability of the investment to the financial requirements of the County;
- Preservation and safety of principal;
- Liquidity;
- Marketability of the investment if the need arises to liquidate the investment before maturity;
- Diversification of the investment portfolio; and
- Yield

A portion of the operating portfolio will be used to invest funds in Texas Class Investment Pool and Money Market Funds. Available funds can be invested in highly liquid short-term Treasury Bills, Agency Discount Notes, US Government Bonds and Certificates of Deposit with a stated maturity of thirty-six (36) months or less when their yield exceeds Texas Class or Money Market Fund Rates. The dollar weighted average maturity of 365 days or less will be calculated using the stated final maturity dates of each security.

Guadalupe County will attempt to diversify its investments to help insure the financial security and optimum liquidity of funds while achieving the maximum yield adhering to the County Investment Policy and state laws.


Monies will continue to be invested in a positive manner based on cash flow needs of Guadalupe County. Investments are made with the intention of holding to maturity, but with the ability to liquidate should funds be needed at any time. As always, we remain focused on safety, liquidity and then yield.

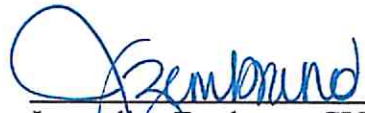


We will avoid speculative investing and maintain the highest professional and ethical standards as custodians of the public trust.

This report has been prepared in compliance with the Local Government Code 116.112 and Government Code, Subchapter A, Chapter 2256, Public Funds Investment Act.

May 18, 2021  
Submitted by:

  
\_\_\_\_\_  
Honorable Linda Douglass, COT CIO,  
Guadalupe County Treasurer

  
\_\_\_\_\_  
Jacqueline Zambrano, CIO  
Treasurer's Administrative Assistant

## ***DESCRIPTION OF INVESTMENT INSTRUMENTS***

Descriptions of the different instruments are as follows:

**Certificates of Deposit** - A deposit of funds, in a bank or savings and loan association, for a specified term that earns interest at a specified rate or rate formula. CD's may be secured or unsecured. They may be for terms as short as 1 week or as long as or longer than 10 years.

**Commercial Paper** - Unsecured, short-term promissory notes issued by corporations for specific amounts and with specific maturity dates. Commercial Paper may be sold on a discount basis or may bear interest. Terms can be as short as 1 day and usually do not exceed 270 days

**Discount Notes** – Securities that do not pay periodic interest. Investors earn the difference between the discount issue price and the full face value paid at maturity.

**Fair Value** – the amount at which a financial instrument could be exchanged in a current transaction between willing parties, other than in a force or liquidation sale.

**Federal Agencies** – were created to provide credit to various sectors of the economy. They include issuance of discount notes, coupon notes and bonds, and mortgage securities.

**Market Value** - the amount of which an instrument can be sold on a given date, prior to maturity.

**Money Market Mutual Fund** – are interest bearing funds that invest in short term investments so that the funds remain liquid and available to depositors. Such funds will normally include in their investment objectives the maintenance of a stable net asset value. The dollar-weighted average stated maturity of such funds is usually 60 days or less.

**Par Value** – the amount the collateral is worth if it's sold as face value.

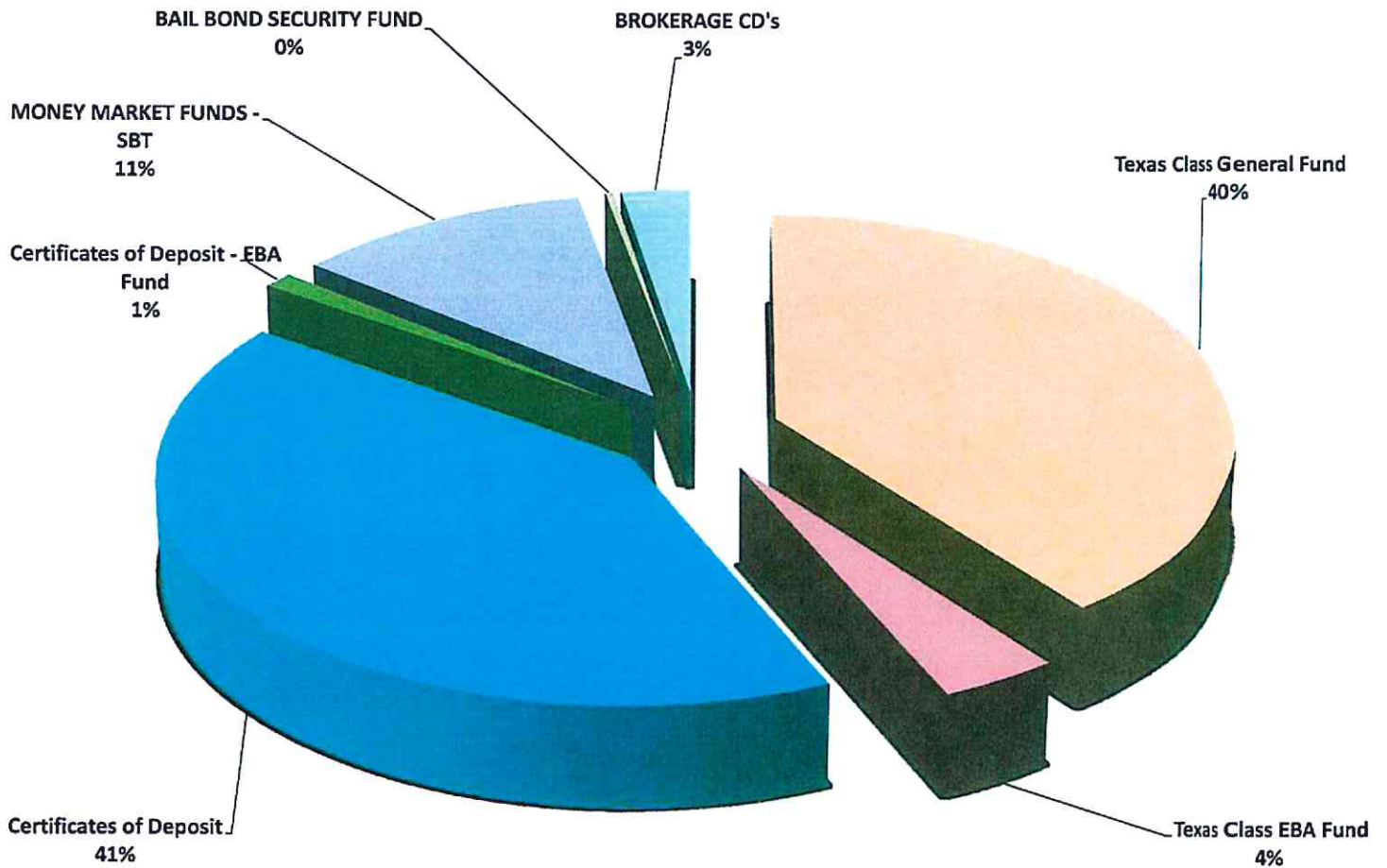
**Repurchase Agreements (Repos)** – are short-term agreements to purchase securities and then, at a specified time, sell them back to the original party at the same price. Repos are agreements, not instruments, and transactions are generally subject to a Master Repurchase Agreement that stipulates the rights and obligations of the parties involved. The securities delivered are considered collateral and are usually treasuries, agencies, or mortgages. A stated "Repo rate" is the rate of interest that may be earned calculated on an actual-day month/360-day year basis.

**Treasury Bills** – are issued at a discount at an auction conducted by the Federal Reserve Bank. Bills may be issued in maturities of 3-months, 6-months, or 1-year. The difference between the face amount at maturity and the discounted amount paid by the investor is the income earned on the security. The market for treasury bills is the most active and most carefully watched sector in the world. Every other type of security trades at a basis spread over treasuries.

**Treasury Notes & Bonds** – are interest-bearing securities with a stated coupon rate issued at or near face value and redeemable at face value. Notes have maturities from 1 to 10 years and bonds have maturities from 10 to 30 years.

**PORTFOLIO BY TYPE OF INVESTMENT ALLOCATION  
AS OF MARCH 31, 2021**

Texas Class General Fund	\$	37,218,268.00
Texas Class EBA Fund	\$	3,617,248.00
Certificates of Deposit	\$	38,813,493.72
Certificates of Deposit - EBA Fund	\$	1,100,873.00
MONEY MARKET FUNDS - SBT	\$	10,585,593.00
BAIL BOND SECURITY FUND	\$	310,000.00
BROKERAGE CD's	\$	2,477,000.00
<b>TOTAL</b>	<b>\$</b>	<b>94,122,475.72</b>



## INTEREST RATES HISTORY BY MONTH AND YEAR

FIRST UNITED BANK ACCOUNTS					
	2017	2018	2019	2020	2021
JAN	0.10%	0.15%	0.15%	0.25%	0.25%
FEB	0.10%	0.15%	0.15%	0.25%	0.25%
MAR	0.10%	0.15%	0.15%	0.25%	0.25%
APR	0.10%	0.15%	0.15%	0.25%	
MAY	0.10%	0.15%	0.15%	0.25%	
JUNE	0.15%	0.15%	0.17%	0.25%	
JULY	0.15%	0.15%	0.25%	0.25%	
AUG	0.15%	0.15%	0.25%	0.25%	
SEPT	0.15%	0.15%	0.25%	0.25%	
OCT	0.15%	0.15%	0.25%	0.25%	
NOV	0.15%	0.15%	0.25%	0.25%	
DEC	0.15%	0.15%	0.25%	0.25%	

FUB-MONEY MARKET FUND					
	2017	2018	2019	2020	2021
JAN	0.15%	0.25%	0.25%	0.50%	0.50%
FEB	0.15%	0.25%	0.25%	0.50%	0.50%
MAR	0.15%	0.25%	0.25%	0.50%	0.50%
APR	0.15%	0.25%	0.25%	0.50%	
MAY	0.19%	0.25%	0.25%	0.50%	
JUNE	0.25%	0.25%	0.28%	0.50%	
JULY	0.25%	0.25%	0.70%	0.50%	
AUG	0.25%	0.25%	0.50%	0.50%	
SEPT	0.25%	0.25%	0.50%	0.50%	
OCT	0.25%	0.25%	0.50%	0.50%	
NOV	0.25%	0.25%	0.50%	0.50%	
DEC	0.25%	0.25%	0.50%	0.50%	

SCHERTZ BANK & TRUST MONEY MARKET FUND					
	2017	2018	2019	2020	2021
JAN	0.60%	0.75%	1.76%	1.76%	1.00%
FEB	0.60%	0.75%	1.76%	1.76%	1.00%
MAR	0.60%	0.75%	1.76%	1.00%	1.00%
APR	0.60%	0.75%	1.76%	1.00%	
MAY	0.60%	0.75%	1.76%	1.00%	
JUNE	0.60%	0.75%	1.76%	1.00%	
JULY	0.60%	1.51%	1.76%	1.00%	
AUG	0.60%	1.51%	1.76%	1.00%	
SEPT	0.60%	1.51%	1.76%	1.00%	
OCT	0.60%	1.51%	1.76%	1.00%	
NOV	0.60%	1.51%	1.76%	1.00%	
DEC	0.70%	1.76%	1.76%	1.00%	

TEXAS CLASS INVESTMENT POOL					
	2017	2018	2019	2020	2021
JAN	0.96%	1.56%	2.62%	1.85%	0.13%
FEB	0.97%	1.62%	2.63%	1.77%	0.10%
MAR	1.00%	1.75%	2.61%	1.47%	0.10%
APR	1.06%	1.95%	2.58%	1.10%	
MAY	1.09%	2.06%	2.56%	0.76%	
JUNE	1.13%	2.16%	2.50%	0.59%	
JULY	1.20%	2.24%	2.41%	0.45%	
AUG	1.23%	2.24%	2.28%	0.32%	
SEPT	1.25%	2.26%	2.20%	0.25%	
OCT	1.27%	2.34%	2.09%	0.17%	
NOV	1.30%	2.42%	1.94%	0.14%	
DEC	1.41%	2.50%	1.88%	0.13%	

## INTEREST EARNINGS BY FUND VS ACTUAL FY 2020 / 2021

FUND	OCT.2020- JAN.2021 INTEREST	FEB. 2021 INTEREST	MAR. 2021 INTEREST	TOTAL INTEREST YEAR-TO-DATE	ANNUAL BUDGET FY 20-21	YTD DIFFERENCE
<b>GF NON-DEPARTMENTAL</b> 100-409-330-7610	\$ 286,580.98	\$ 94,844.06	\$ 62,174.52	\$ 443,599.56	\$ 780,000.00	\$ (336,400.44)
<b>GF TAX ASSESSOR COLLECTOR</b> 100-499-330-7610	\$ 4,244.79	\$ 608.76	\$ 284.45	\$ 5,138.00	\$ 4,000.00	\$ 1,138.00
<b>ROAD &amp; BRIDGE FUND</b> 200-620-330-7610	\$ 157.04	\$ 602.44	\$ 567.21	\$ 1,326.69	\$ 55,000.00	\$ (53,673.31)
<b>JUVENILE PROBATION FUND</b> 325-672-330-7610	\$ 983.99	\$ 210.39	\$ 230.78	\$ 1,425.16	\$ 2,000.00	\$ (574.84)
325-672-330-7611	\$ 104.36	\$ 17.76	\$ 30.02	\$ 152.14	\$ 100.00	\$ 52.14
326-672-330-7610	\$ 29.43	\$ 5.04	\$ 7.75	\$ 42.22	\$ 50.00	\$ (7.78)
327-672-330-7610	\$ 44.06	\$ 7.28	\$ 11.16	\$ 62.50	\$ 100.00	\$ (37.50)
<b>CO. CLERK RECORDS ARCHIVE</b> 411-100-330-7610	\$ 413.05	\$ 163.80	\$ 159.46	\$ 736.31	\$ 1,000.00	\$ (263.69)
<b>CHILD WELFARE FUND</b> 439-100-330-7610	\$ 23.28	\$ 6.45	\$ 7.14	\$ 36.87	\$ -	\$ 36.87
<b>CO ATTY STATE FORFEITURE</b> 446-100-330-7610	\$ 567.73	\$ 136.88	\$ 148.36	\$ 852.97	\$ -	\$ 852.97
<b>GENERAL FUND DEBT SERVICE</b> 600-680-330-7610	\$ 293.78	\$ 78.96	\$ 240.55	\$ 613.29	\$ 3,500.00	\$ (2,886.71)
<b>TAX NOTE SERIES 2017</b> 701-330-7610	\$ 2,714.36	\$ 1,617.47	\$ 1,791.12	\$ 6,122.95	\$ 8,000.00	\$ (4,505.48)
<b>JAIL COMMISSARY FUND</b> 800-100-330-7610	\$ 174.62	\$ 67.38	\$ 71.55	\$ 313.55	\$ 200.00	\$ 113.55
<b>EMPLOYEE BENEFIT FUND</b> 850-698-330-7610	\$ 8,435.17	\$ 529.66	\$ 624.35	\$ 9,589.18	\$ 40,000.00	\$ (30,410.82)
<b>WORKERS' COMP FUND</b> 855-699-330-7610	\$ 157.34	\$ 50.68	\$ 53.10	\$ 261.12	\$ 400.00	\$ (138.88)
<b>TOTAL INTEREST EARNED</b>	<b>\$304,923.98</b>	<b>\$98,947.01</b>	<b>\$66,401.52</b>	<b>\$470,272.51</b>	<b>\$ 894,350.00</b>	<b>\$ (426,705.92)</b>

\*Interest earned includes all investment interest (both Texas Class and Certificates of Deposit) and interest earned on all demand deposit accounts and Money Market Fund accounts.

**GENERAL LEDGER BANK RECONCILIATION BALANCES AS OF 03/31/2021**

FUND	ACCT #	FIRST UNITED BANK		SCHERTZ BANK	TXCLASS
		ACCOUNTS	MONEY MARKET	MONEY MARKET	
ADULT PROBATION ACCONT	XX5250	\$ 545,967.65			
FIRST UNITED GENERAL FUND	XX3313	\$ 984,078.39			
PAYROLL ACCT.	XX4824	\$ 480,217.82			
JUVENILE PROBATION	XX2308	\$ 1,188,748.02			
SHERIFF'S FORFEITURE	XX4867	\$ 318,287.31			
STATE FORFEITURE PROCEEDS PCT 1	XX0298	\$ -			
STATE FORFEITURE PROCEEDS PCT 3	XX3844	\$ 4,188.59			
FIRST UNITED EMPLOYEE BENEFIT	XX4645	\$ 1,418,583.82			
FSA-AFLAC	XX2748	\$ 60,134.01			
TAX NOTE SERIES 2020	XX4750	\$ 8,437,372.95			
JURY FUND	XX6317	\$ 5,506.77			
CHILD PROTECTION	XX4832	\$ 33,645.12			
BAIL BOND SECURITY	XX6475	\$ 164,644.02			
INVESTMENT ACCOUNT	XX7229	\$ -			
ADULT PROBATION MMF	XXX258		\$ 566,854.22		
JUVENILE PROBATION MMF	XX6266		\$ 345,803.17		
SBT MMF GENERAL FUND	XXX697			\$ 10,585,592.64	
TXCLASS EMPLOYEE BENEFIT MMF	XX0003				\$ 3,617,248.46
TXCLASS GENERAL FUND	XX0002				\$ 37,218,267.61
<b>TOTAL CASH BALANCES</b>		<b>\$ 13,641,374.47</b>	<b>\$ 912,657.39</b>	<b>\$ 10,585,592.64</b>	<b>\$ 40,835,516.07</b>
<b>GENERAL LEDGER BANK BALANCES</b>					
<b>AS OF 03/31/2021</b>				<b>\$ 65,975,140.57</b>	

**GUADALUPE COUNTY CD INVESTMENT PORTFOLIO AS OF  
MARCH 31, 2021**

**Certificates of Deposit**

Description	Purchase Date	Maturity Date	Interest Rate	Beginning Principal Balance	Total Interest Paid in March	Ending Market Value 03/31/21
FUB XXXX780	03/06/19	03/06/21	3.00%	\$ 2,118,638.21	\$ 4,875.77	\$ 2,123,513.98
FUB XXXX294	05/06/20	07/06/21	1.66%	\$ 1,518,933.87	\$ 1,934.25	\$ 1,520,868.12
FUB XXXX374	08/24/20	02/24/22	1.66%	\$ 2,016,794.90	\$ 2,568.24	\$ 2,019,363.14
FUB XXXX358	08/24/20	08/24/21	1.66%	\$ 2,016,794.90	\$ 2,568.24	\$ 2,019,363.14
FUB XXXX366	08/24/20	08/24/22	1.66%	\$ 2,016,794.90	\$ 2,568.24	\$ 2,019,363.14
FUB XXXX821 (12 MONS)	03/02/21	03/02/22	1.66%	\$ 2,000,000.00	\$ -	\$ 2,000,000.00
FUB XXXX848 (18 MONS)	03/02/21	09/02/22	1.66%	\$ 2,000,000.00	\$ -	\$ 2,000,000.00
FUB XXXX856 (24 MONS)	03/02/21	03/02/23	1.66%	\$ 2,000,000.00	\$ -	\$ 2,000,000.00
MSB XXXX096	10/23/19	04/22/21	2.15%	\$ 1,059,712.11	\$ 1,749.19	\$ 1,061,461.30
MSB XXXX097	11/01/19	05/01/21	2.15%	\$ 1,057,835.28	\$ 1,746.10	\$ 1,059,581.38
MSB XXXX099	05/10/18	05/10/22	1.66%	\$ 2,133,339.86	\$ 2,718.32	\$ 2,136,058.18
MSB XXXX146 (12 MONS)	02/17/19	02/17/22	1.60%	\$ 2,625,493.06	\$ 3,224.43	\$ 2,628,717.49
MSB XXXX147 (24 MONS)	02/17/19	02/17/23	1.60%	\$ 2,654,392.47	\$ 3,259.92	\$ 2,657,652.39
MSB XXXX378	02/05/20	02/05/22	2.50%	\$ 1,142,308.74	\$ 2,192.76	\$ 1,144,501.50
SBT XXX0204 - EBA	07/30/20	07/30/21	1.25%	\$ 1,100,873.05	\$ -	\$ 1,100,873.05
SBT XXXX250	08/07/19	08/07/21	2.50%	\$ 2,200,813.53	\$ -	\$ 2,200,813.53
SBT XXXX497	03/02/20	03/02/21	2.00%	\$ 2,037,243.06	\$ 3,125.63	\$ 2,040,368.69
SBT XXXX498	03/02/20	09/02/21	2.25%	\$ 3,062,913.74	\$ 5,286.67	\$ 3,068,200.41
SBT XXXX499	03/02/20	03/02/22	2.25%	\$ 5,104,856.21	\$ 8,811.12	\$ 5,113,667.33
<b>CD Totals ending 03/31/2021</b>				<b>\$ 39,867,737.89</b>	<b>\$ 46,628.88</b>	<b>\$ 39,914,366.77</b>

Benchmark: Average 90 day Treasury Bill .03%

FUB - FIRST UNITED BANK TOTAL GL	Schertz Bank & Trust
\$ 15,702,471.52	\$ 11,483,554.32
Marion State Bank	
\$ 10,687,972.24	

\*NEW CD

\*RENEWED CD

\*REDEEMED CD

**NATALLIANCE SECURITIES BROKERAGE ACCOUNT STATEMENT  
FEBRUARY 27, 2021 THRU MARCH 31, 2021**

Issuer	Quantity	Market Price	Settlement Date	Maturity Date	Beginning Account Market Value	Ending Account Market Value	Estimated Annual Income	Interest Paid	Deposits Cash & Securities	(1) Net Change In Portfolio
FIRST MIDWEST BANK CUSIP 32086WAV1 MONTHLY INTEREST @ 2.10%	\$ 240,000.00	1000.5810	7/12/2019	7/12/2021	\$ 241,833.60	\$ 241,394.40	\$ 5,040.00	\$ (386.63)	\$ -	\$ (439.20)
<b>Total Certificates of Deposit Ending Account Value:</b>					\$ 241,833.60	\$ 241,394.40	\$ 5,040.00	\$ (386.63)	\$ -	\$ (439.20)
Cash & Money Markets						\$ 0.01				
<b>TOTAL PORTFOLIO HOLDINGS</b>	\$ 240,000.00				\$ 241,833.60	\$ 241,394.41	\$ 5,040.00	\$ (386.63)	\$ -	\$ (439.20)

(1) Net Change in Portfolio is the difference between the ending account value and beginning account value after activity.




**MULTI-BANK BROKERAGE ACCOUNT STATEMENT**  
**MARCH 1, 2021 THRU MARCH 31, 2021**

Issuer	Quantity	Market Price	Settlement Date	Maturity Date	Beginning Account Market Value	Ending Account Market Value	Estimated Annual Income	Bond Interest Paid	Withdrawals Cash & Securities	(1) Net Change in Portfolio
CAPITAL ONE NATL ASSN CUSIP 14042RML2 SEMI ANNUALLY INTEREST @ 2.10%	247,000.00	100.7050	7/31/2019	8/2/2021	249,210.65	248,741.35	\$ 5,187.00	\$ -	\$ -	\$ (459.30)
CAPITAL ONE BANK USA CUSIP 14042TBG1 SEMI ANNUALLY INTEREST @ 2.10%	247,000.00	100.7050	7/31/2019	8/2/2021	249,210.65	248,741.35	\$ 5,187.00	\$ -	\$ -	\$ (459.30)
THREE RIVERS FED CR UN CUSIP 88563LAH0 MONTHLY INTEREST @ 2.08%	249,000.00	100.6940	8/1/2019	8/2/2021	251,186.22	250,728.06	\$ 5,229.00	\$ 401.13	\$ (401.13)	\$ (458.16)
ENCORE BK LITTLE ROCK ARK CUSIP 29260MAS4 MONTHLY INTEREST @ 1.65%	249,000.00	101.2660	1/17/2020	1/18/2022	252,540.78	252,152.34	\$ 4,108.50	\$ 315.17	\$ (315.17)	\$ (388.44)
GREENSTATE CR UN NORTH CUSIP 39573LAJ7 MONTHLY INTEREST @ 1.70%	249,000.00	101.3620	1/30/2020	01/31/2022	252,799.74	252,391.38	\$ 4,233.00	\$ 324.72	\$ (324.72)	\$ (408.36)
HANMI BK LOS ANGELES CALIF CUSIP 410493EQ9 MONTHLY INTEREST @ 1.65%	249,000.00	101.2660	1/17/2020	1/18/2022	252,540.78	252,152.34	\$ 4,108.50	\$ 315.17	\$ (315.17)	\$ (388.44)
RIVER BANK STODDARD WIS CUSIP 76804DAG4 MONTHLY INTEREST @ 1.60%	249,000.00	101.2660	1/30/2020	1/28/2022	252,560.70	252,152.34	\$ 3,984.00	\$ 643.99	\$ (643.99)	\$ (408.36)
WELLS FARGO NATL BK WEST CUSIP 949495AN5 MONTHLY INTEREST @ 1.80%	249,000.00	101.3860	7/17/2020	1/18/2022	252,871.95	252,451.14	\$ 4,482.00	\$ 343.82	\$ (343.82)	\$ (420.81)
ANDERSON BROS BANK CUSIP 033537AM3 MONTHLY INTEREST @ 1.60%	249,000.00	101.3360	2/5/2020	2/4/2022	252,727.53	252,326.64	\$ 4,108.50	\$ 315.17	\$ (315.17)	\$ (400.89)
<b>SUB-TOTALS</b>	<b>2,237,000.00</b>				<b>2,265,649.00</b>	<b>2,261,836.94</b>	<b>40,627.50</b>	<b>2,659.17</b>	<b>(2,659.17)</b>	<b>(3,812.06)</b>
<b>BOND INTEREST ADJUSTMENT</b>										
<b>RIVER BANK STODDARD</b>										
<b>ENDING ACCOUNT VALUE</b>					<b>2,265,649.00</b>	<b>2,261,836.94</b>	<b>40,627.50</b>	<b>2,659.17</b>	<b>(2,659.17)</b>	<b>(3,812.06)</b>

(1) Net Change in Portfolio is the difference between the ending account value and beginning account value after activity.

Prepared by: Linda Douglass  
 April 12, 2021



## COVID-19 Hours Paid as of 3/31/21

Department	Hours	Gross
400 COUNTY JUDGE	80.0000 \$	2,176.00
403 COUNTY CLERK	159.5000 \$	2,605.28
405 VETERANS SERVICES OFFICER	19.5000 \$	253.50
450 DISTRICT CLERK	129.0000 \$	2,573.72
451 JUSTICE OF THE PEACE, PRECINCT 1	232.2500 \$	4,504.86
452 JUSTICE OF THE PEACE, PRECINCT 2	62.7500 \$	1,152.72
475 COUNTY ATTORNEY	51.2500 \$	3,241.36
490 ELECTIONS ADMINISTRATION	16.0000 \$	276.64
493 HUMAN RESOURCES	67.2500 \$	1,318.53
497 COUNTY TREASURER	8.0000 \$	114.24
499 TAX ASSESSOR-COLLECTOR	440.5000 \$	7,855.18
503 MIS DEPARTMENT	24.0000 \$	683.28
516 BUILDING MAINTENANCE	265.2500 \$	4,051.82
545 FIRE MARSHAL	5.0000 \$	73.75
551 CONSTABLE, PRECINCT 1	32.0000 \$	763.52
554 CONSTABLE, PRECINCT 4	58.0000 \$	1,233.40
560 COUNTY SHERIFF	890.5000 \$	20,758.53
570 ADULT DETENTION CENTER (JAIL)	1,203.0000 \$	26,509.94
620 ROAD & BRIDGE	581.2500 \$	11,980.25
635 ENVIRONMENTAL HEALTH	104.0000 \$	1,822.56
672 JUVENILE PROBATION	282.2500 \$	6,926.57
673 JUVENILE DETENTION	727.7500 \$	16,960.67
<b>Grand Total Employees 121</b>	<b>5,439.0000 \$</b>	<b>117,836.32</b>