

THE STATE OF TEXAS  
COUNTY OF GUADALUPE

§  
§  
§

COMMISSIONERS' COURT

---

**A F F I D A V I T**  
**COUNTY TREASURER'S MONTHLY/INVESTMENT REPORT FOR**  
**MARCH 2016**

---

**WHEREAS**, in accordance with Section §114.026 of the Texas Local Government Code, we the undersigned hereby certify and approve to the best of our knowledge and belief, that the attached information is a true and a complete list of all amounts received and paid from each fund since the County Treasurer's preceding report, and any balance remaining in the Treasurer's hand on the said 31st day of March 2016.

**FURTHER**, the amount of cash and other assets that were in the custody of the County Treasurer at the time of the examination was **\$57,553,790.74** as the Guadalupe County Investment Officer. This report has been prepared in compliance with the Local Government Code 116.112 and in accordance with Government Code, Subchapter A, Chapter 2256, Public Funds Investment Act.


**Submitted by:**




Linda Douglass, CCT CIO, Guadalupe County Treasurer


**APPROVED** this **10th** day of **May 2016**

**ATTEST:**

  
\_\_\_\_\_  
Kyle Kutscher  
County Judge



  
\_\_\_\_\_  
Teresa Kiel  
County Clerk

  
\_\_\_\_\_  
Rebecca Alvarado  
Deputy

**GUADALUPE COUNTY TREASURER'S MONTHLY REPORT FOR MONTH ENDING MARCH 31, 2016**

FUND	DESCRIPTION	BEGINNING BALANCE	TOTAL DEBITS	TOTAL CREDITS	ENDING BALANCE - GL	INVESTMENT BALANCE - GL	CASH IN BANK/ CASH ON HAND
100	GENERAL FUND	\$40,883,428.60	\$6,070,544.96	\$8,398,343.32	\$38,555,630.24	\$31,121,630.34	\$7,433,999.90
200	ROAD & BRIDGE	\$6,951,978.56	\$835,640.41	\$940,001.18	\$6,847,617.79	\$5,213,097.07	\$1,634,520.72
201	CETRZ FUND	\$105,422.40	\$12,973.03	\$0.00	\$118,395.43	\$0.00	\$118,395.43
202	TxDOT INFRASTRUCTURE GRANT	(\$115,227.46)	\$150,163.97	\$111,211.71	(\$76,275.20)	\$0.00	(\$76,275.20)
323	JUVENILE DRUG COURT	(\$11,390.32)	\$12,239.70	\$11,213.09	(\$10,363.71)	\$0.00	(\$10,363.71)
324	JUVENILE TJJD	\$94,565.31	\$135,708.00	\$47,953.28	\$182,320.03	\$0.00	\$182,320.03
325	JUVENILE PROBATION FUND	\$301,701.97	\$1,687,490.06	\$1,198,439.86	\$790,752.17	\$0.00	\$790,752.17
326	JUVENILE PROBATION FEE FUND	\$11,234.75	\$541.86	\$165.00	\$11,611.61	\$0.00	\$11,611.61
327	JUVENILE PROBATION TITLE IVE	\$57,898.79	\$9.61	\$574.94	\$57,333.46	\$0.00	\$57,333.46
400	LAW LIBRARY FUND	\$87,847.32	\$5,671.40	\$1,376.00	\$92,142.72	\$0.00	\$92,142.72
403	SHERIFF'S STATE FORFEITURE	\$45,711.25	\$75,136.39	\$56,126.13	\$64,721.51	\$0.00	\$64,721.51
405	SHERIFF'S FEDERAL FORFEITURE	\$162,864.15	\$1,013.94	\$6,145.43	\$157,732.66	\$0.00	\$157,732.66
408	FIRE CODE INSPECTION FEE FUND	\$74,047.93	\$2,125.00	\$228.75	\$75,944.18	\$0.00	\$75,944.18
409	SHERIFF'S DONATION FUND	\$8,567.22	\$321.00	\$20.68	\$8,867.54	\$0.00	\$8,867.54
410	CO. CLERK RECORDS MGMT FUND	\$1,187,120.39	\$23,796.27	\$9,743.45	\$1,201,173.21	\$0.00	\$1,201,173.21
411	CO. CLERK RECORDS ARCHIVE-GF	\$599,047.10	\$24,496.51	\$993.64	\$622,549.97	\$0.00	\$622,549.97
412	COUNTY RECORDS MGMT	\$56,563.02	\$3,206.77	\$1,912.61	\$57,857.18	\$0.00	\$57,857.18
413	VITAL STATISTICS PRESERVATION-GF	\$6,248.68	\$438.00	\$0.00	\$6,686.68	\$0.00	\$6,686.68
414	COURTHOUSE SECURITY	\$71,294.10	\$5,708.37	\$5,426.43	\$71,576.04	\$0.00	\$71,576.04
415	DISTRICT CLERK RECORDS MGMT	\$3,776.03	\$923.97	\$0.00	\$4,700.00	\$0.00	\$4,700.00
416	JUSTICE COURT TECHNOLOGY	\$64,989.02	\$2,558.98	\$7,666.55	\$59,881.45	\$0.00	\$59,881.45
417	CO&DIST COURT TECHNOLOGY FUND	\$11,506.75	\$349.56	\$0.00	\$11,856.31	\$0.00	\$11,856.31
418	JUSTICE COURT SECURITY	\$19,031.69	\$572.67	\$0.00	\$19,604.36	\$0.00	\$19,604.36
420	SURPLUS FUNDS-ELECTION CONTRACTS	\$85,129.04	\$0.00	\$0.00	\$85,129.04	\$0.00	\$85,129.04
422	HAVA FUND	\$48,886.49	\$0.00	\$0.00	\$48,886.49	\$0.00	\$48,886.49
430	COURT REPORTER FEE (GC 51.601)	\$4,141.78	\$2,836.08	\$4,063.42	\$2,914.44	\$0.00	\$2,914.44
431	FAMILY PROTECTION FEE FUND	\$58,187.25	\$773.07	\$0.00	\$58,960.32	\$0.00	\$58,960.32
432	DIST CLK RECORDS ARCHIVE-GF	\$41,732.09	\$1,561.30	\$0.00	\$43,293.39	\$0.00	\$43,293.39
433	COURT RECORDS PRESERVATION-GF	\$94,668.73	\$2,068.58	\$0.00	\$96,737.31	\$0.00	\$96,737.31
435	ALTERNATIVE DISPUTE RESOLUTION	\$297,930.25	\$1,882.98	\$0.00	\$299,813.23	\$0.00	\$299,813.23
436	COURT-INITIATED GUARDIANSHIPS	\$25,909.77	\$860.00	\$300.00	\$26,469.77	\$0.00	\$26,469.77
437	CHILD SAFETY FEE-GF	\$83,714.87	\$5,571.53	\$0.00	\$89,286.40	\$0.00	\$89,286.40
440	COUNTY DRUG COURTS FUND-GF	\$40,753.68	\$378.83	\$1,092.90	\$40,039.61	\$0.00	\$40,039.61
445	CA PRE-TRIAL INTERVENTION PROG	\$8,875.00	\$2,500.00	\$2,500.00	\$8,875.00	\$0.00	\$8,875.00
453	CONSTABLE 3 STATE FORFEITURE	\$2,837.11	\$0.12	\$0.00	\$2,837.23	\$0.00	\$2,837.23
463	CONSTABLE 3 FEDERAL FORFEITURE	\$51.96	\$0.00	\$0.00	\$51.96	\$0.00	\$51.96
498	BAIL BOND SECURITY FUND	\$548,228.15	\$13,565.40	\$26,830.86	\$534,962.69	\$517,202.29	\$17,760.40
499	EMPLOYEE FUND-GF	\$7,768.40	\$157.89	\$47.35	\$7,878.94	\$0.00	\$7,878.94
500	SPECIAL VIT INTERST FUND	\$2,938.13	\$0.00	\$0.00	\$2,938.13	\$0.00	\$2,938.13
501	COUNTY ATTORNEY HOT CHECK FEES	\$22,931.95	\$595.00	\$107.97	\$23,418.98	\$0.00	\$23,418.98
505	LAW ENFORCEMENT TRAINING FUND	\$30,956.44	\$664.68	\$700.00	\$30,921.12	\$0.00	\$30,921.12
521	ELECTION CONTRACTS	\$15,395.52	\$9,197.93	\$0.00	\$24,593.45	\$0.00	\$24,593.45
600	DEBT SERVICE	\$209,680.13	\$30,765.60	\$474.05	\$239,971.68	\$934,473.93	(\$694,502.25)
700	CAPITOL PROJECT	\$4,264,817.32	\$800.43	\$337,834.18	\$3,927,783.57	\$0.00	\$3,927,783.57
702	DEPT HOMELAND SECURITY (FEMA)	\$3,579.99	\$0.00	\$0.00	\$3,579.99	\$0.00	\$3,579.99
703	TWBD - FLOOD MITIGATION GRANT	\$0.00	\$0.00	\$12,220.00	(\$12,220.00)	\$0.00	(\$12,220.00)
800	JAIL COMMISSARY FUND	\$112,776.85	\$35,446.13	\$32,219.62	\$116,003.36	\$0.00	\$116,003.36
850	EMPLOYEE HEALTH BENEFITS	\$2,083,562.40	\$449,166.86	\$501,133.32	\$2,031,595.94	\$1,016,655.84	\$1,014,940.10
855	WORKERS' COMPENSATION FUND	\$795,787.53	\$285,593.05	\$250,000.00	\$831,380.58	\$0.00	\$831,380.58
899	MISCELLANEOUS SHORT TERM GRANTS	(\$7,840.84)	\$338.06	\$978.97	(\$8,481.75)	\$0.00	(\$8,481.75)
903	UNCLAIMED PROPERTY	\$41,604.72	\$0.00	\$0.00	\$41,604.72	\$0.00	\$41,604.72
907	CHILD PROTECTION CASH FUND	\$22,990.20	\$135.96	\$876.64	\$22,249.52	\$0.00	\$22,249.52
<b>TOTALS</b>		<b>\$59,626,222.16</b>	<b>\$9,896,489.91</b>	<b>\$11,968,921.33</b>	<b>\$57,553,790.74</b>	<b>\$38,803,059.47</b>	<b>\$18,750,731.27</b>
	<b>Ending Balance of Cash and Investments</b>						<b>\$57,553,790.74</b>

Submitted by Linda Douglass, Guadalupe County Treasurer

**GUADALUPE COUNTY INVESTMENT PORTFOLIO FOR MONTH ENDING MARCH 2016**

**Certificates of Deposit**

Description	Origination Date	Origination Amount	Maturity Date	Renewal Date	Interest Pays	Interest Rate	Beginning Principal	Interest Paid	EOM	Ending Book Value
							Balance	Current Month	Accrued Interest	
MST XXXX378	08/05/09	\$ 1,000,000.00	02/05/17	08/05/15	Monthly	0.90%	\$ 1,043,688.54	\$ 746.31	\$ 669.58	\$ 1,045,104.43
MST XXXX509	04/23/10	\$ 1,000,000.00	04/23/16	04/23/15	Monthly	0.65%	\$ 1,059,561.17	\$ 547.20	\$ 151.03	\$ 1,060,259.40
MST XXXX668	11/10/11	\$ 2,000,000.00	05/10/16	11/10/14	Monthly	0.90%	\$ 2,076,468.87	\$ 1,484.82	\$ 1,075.98	\$ 2,079,029.67
MST XXXX682	02/03/12	\$ 3,000,000.00	02/03/17	02/03/16	Monthly	1.25%	\$ 3,088,707.09	\$ 3,067.55	\$ 2,964.72	\$ 3,094,739.36
MST XXXX899	01/31/15	\$ 1,006,519.41	01/31/17		Monthly	1.25%	\$ 1,020,185.44	\$ 1,083.07	\$ -	\$ 1,021,268.51
SBT XXX0204 - EBA	08/01/13	\$ 1,000,000.00	07/31/16	08/01/15	Quarterly	0.80%	\$ 1,016,655.84	\$ -	\$ 1,336.97	\$ 1,017,992.81
SBT XXXX220	05/12/14	\$ 2,500,000.00	05/12/16		Quarterly	1.25%	\$ 2,555,399.13	\$ -	\$ 4,288.17	\$ 2,559,687.30
SBT XXXX221	05/12/14	\$ 2,500,000.00	05/12/16		Quarterly	1.25%	\$ 2,555,399.13	\$ -	\$ 4,288.17	\$ 2,559,687.30
SBT XXXX247	08/06/15	\$ 1,500,000.00	08/05/16		Quarterly	1.00%	\$ 1,507,571.17	\$ -	\$ 2,271.68	\$ 1,509,842.85
SBT XXXX248	08/06/15	\$ 1,500,000.00	02/06/17		Quarterly	1.15%	\$ 1,508,708.50	\$ -	\$ 2,614.41	\$ 1,511,322.91
SBT XXXX250	08/07/15	\$ 2,000,000.00	08/07/17		Quarterly	1.25%	\$ 2,012,622.59	\$ -	\$ 3,721.97	\$ 2,016,344.56
SBT XXXX257	02/12/16	\$ 2,500,000.00	02/12/18		Quarterly	1.30%	\$ 2,500,000.00	\$ -	\$ 4,363.01	\$ 2,504,363.01
SBT XXXX258	02/12/16	\$ 2,500,000.00	08/12/17		Quarterly	1.20%	\$ 2,500,000.00	\$ -	\$ 4,027.40	\$ 2,504,027.40
SBT XXXX259	02/12/16	\$ 5,000,000.00	02/12/19		Quarterly	1.40%	\$ 5,000,000.00	\$ -	\$ 9,397.26	\$ 5,009,397.26
<b>CD Totals</b>							<b>\$ 29,444,967.47</b>	<b>\$ 6,928.95</b>	<b>\$ 41,170.35</b>	<b>\$ 29,493,066.77</b>

**Investment Pool - Texas Class**

Description	Account Type	Interest Pays	Interest Rate	Beginning Principal	Contributions	Deposits in Transit	Withdrawals	Monthly Interest Paid	Ending Book Value
Texas Class TX-XX-0002	Investment Pool	Monthly	0.54%	\$ 8,020,506.91	\$ 725,114.50	\$ 84,437.98	\$ -	\$ 3,901.37	\$ 8,833,960.76

**Collateralized Money Market Fund Accounts**

Description	Account Type	Interest Pays	Interest Rate	Beginning Principal	Contributions	Deposits in Transit	Withdrawals	Monthly Interest Paid	Ending Book Value
General Fund MMF	Collateralized MMF	Monthly	0.15%	\$ 511,648.09	\$ -	\$ -	(\$511,648.09)	\$ -	\$ -
Juvenile Probation MMF	Collateralized MMF	Monthly	0.15%	\$ 420,819.09	\$ 700,000.00	\$ -	(\$255,000.00)	\$ 80.53	\$ 865,899.62
Employee Benefits MMF	Collateralized MMF	Monthly	0.15%	\$ 506,011.10	\$ -	\$ -	\$0.00	\$ 64.29	\$ 506,075.39
Workers' Comp MMF	Collateralized MMF	Monthly	0.15%	\$ 454,303.50	\$ 250,000.00	\$ -	\$0.00	\$ 80.26	\$ 704,383.76
General Fund MMF-SBT	FHLB Letter of Credit	Monthly	0.55%	\$ 13,509,745.32	\$ -	\$ -	\$0.00	\$ 6,310.72	\$ 13,516,056.04

Submitted May 10, 2016 in compliance with Government Code 2256.023 and the Guadalupe County Investment Policy

*Linda Douglass*  
Linda Douglass, CCT, CIO, Guadalupe County Treasurer