

THE STATE OF TEXAS
COUNTY OF GUADALUPE

§
§
§

COMMISSIONERS' COURT


A F F I D A V I T
COUNTY TREASURER'S MONTHLY/INVESTMENT REPORT FOR
THE PERIOD OF FEBRUARY 1, 2017 THRU MARCH 31, 2017

WHEREAS, in accordance with Section §114.026 of the Texas Local Government Code, we the undersigned hereby certify and approve to the best of our knowledge and belief, that the attached information is a true and a complete list of all amounts received and paid from each fund since the County Treasurer's preceding report, and any balance remaining in the Treasurer's hand on the said 31st day of March 2017.

FURTHER, the amount of cash and other assets that were in the custody of the County Treasurer at the time of the examination was **\$64,604,815.75** as the Guadalupe County Investment Officer. This report has been prepared in compliance with the Local Government Code 116.112 and in accordance with Government Code, Subchapter A, Chapter 2256, Public Funds Investment Act.


THEREFORE, In accordance with Texas Local Government Code Section 114.026, I hereby submit my February and March 2017 reports as required by law for the Guadalupe County Commissioners Court review and approval.

Submitted by:



Linda Douglass, CCT CIO, Guadalupe County Treasurer

APPROVED this 16th day of May 2017




Kyle Kutscher
County Judge

ATTEST:



Teresa Kiel
County Clerk





Guadalupe County Treasurer's Monthly and Investment Report

For the Period of February 1, 2017
thru March 31, 2017

Submitted by
Linda Douglass, CCT, CIO
Guadalupe County Treasurer

CERTIFICATION BY COUNTY TREASURER

THE STATE OF TEXAS §

COUNTY OF Guadalupe County §

May 16, 2017

I, the undersigned, County Treasurer of Guadalupe County, Texas, do hereby swear and affirm that the attached Guadalupe County Treasurer's Monthly/Investment Report to be a true and correct statement, to the best of my knowledge, of all accounts under the control of Guadalupe County Treasurer for the period of February 1, 2017 thru March 31, 2017.


Linda Douglass

Linda Douglass, CCT, CIO
Guadalupe County Treasurer

THE STATE OF TEXAS
THE COUNTY OF GUADALUPE

This instrument was sworn and subscribed before me on this 4 day of May, 2017.

Seal



Mirsha Palomares

Notary Public

***Guadalupe County Treasurer's Monthly/Investment Report
For the Period of February 1, 2017 thru March 31, 2017
Submitted by Linda Douglass, CCT CIO, Guadalupe County Treasurer***

In accordance with Section § 114.026 of the Texas Local Government Code the County Treasurer shall make a detailed report of money received and disbursed; debts due to and owed by the county; and all other proceedings in the Treasurer's office shall be presented at the regular meeting of the Commissioners Court.

The Treasurer's Monthly/Investment report, for the period of February 1, 2017 thru March 31, 2017 will be presented at the regular Commissioners Court meeting at 10:00 a.m. on May 16, 2017.

If you should have any questions or concerns regarding the Treasurer's Monthly/Investment Report, please feel free to email me at lindad@co.guadalupe.tx.us or you may call (830) 303-4188, ext. 1338. Thank you.

Table of Contents

- Section 1** **Combined Statement of Receipts and Disbursements**
(Shows money received and disbursed from each county fund, Local Govt Code § 114.026 (a) (1))
 a.) **Other Assets – Cash**
 b.) **Other Assets - Investments**
- Section 2** **Debts Due and Owed by the County**
(Shows the amount of county bond indebtedness and other indebtedness, Local Govt. Code § 114.026 (a) (2))
- Section 3** **Required Education/Investment Training**
(In accordance with the Public Funds Investment Act, Section 2256.008)
- Section 4** **Proceedings in the Treasurer's Office**
(Shows all other proceedings in the Treasurer's office, Local Govt. Code § 114.026 (a) (3))
 a.) **Departmental Monthly Revenues FY 16-17**
 b.) **County Sales and Use Tax Comparison Summary**
 c.) **Departmental Compensatory Time Liability Report**
 d.) **Payroll History Register**
 e.) **TCDRS Monthly Report**
 f.) **Annual Juror Donations and Charities**
- Section 5** **Investment Report**
(In accordance with the requirements of the Texas Local Government Code §116.112 and Subchapter A, Chapter 2256, of the Government Code)

Section 1

Combined Statement of Receipts and Disbursements

**COMBINED STATEMENT OF RECEIPTS AND DISBURSEMENTS FOR THE PERIOD OF
FEBRUARY 1, 2017 THRU MARCH 31, 2017**

FUND	DESCRIPTION	BEGINNING BALANCE	TOTAL DEBITS	TOTAL CREDITS	ENDING BALANCE - GL	INVESTMENTS BALANCE - GL	CASH IN MMF'S CASH ON HAND	CASH IN BANK CASH ON HAND
100	GENERAL FUND	\$ 42,789,727.53	\$ 46,010,550.11	\$ 46,070,793.56	\$ 42,729,484.08	\$ 34,572,099.69	\$ 8,110,636.59	\$ 46,747.80
100	PAYROLL FUND	\$ 405,502.12	\$ 7,341,741.06	\$ 7,114,257.48	\$ 632,985.70			\$ 632,985.70
100	JURY FUND	\$ 20,135.16	\$ 2,006.77	\$ 8,525.00	\$ 13,616.93			\$ 13,616.93
200	ROAD & BRIDGE	\$ 7,365,277.49	\$ 7,884,436.67	\$ 7,938,951.95	\$ 7,310,762.21	\$ 4,131,930.49	\$ 2,590,744.26	\$ 588,087.46
201	CETRZ FUND	\$ 206,188.51	\$ 177,371.04	\$ -	\$ 383,559.55			\$ 383,559.55
202	TxDOT INFRASTRUCTURE GRANT	\$ (51,548.26)	\$ 100,782.90	\$ 171,600.13	\$ (122,365.49)			\$ (122,365.49)
323	JUVENILE DRUG COURT	\$ (3,716.50)	\$ 3,715.88	\$ 16,258.26	\$ (16,258.88)			\$ (16,258.88)
324	JUVENILE TJJD	\$ 148,621.28	\$ 152,376.72	\$ 208,546.11	\$ 92,451.89		\$ 66,000.00	\$ 26,451.89
325	JUVENILE PROBATION FUND	\$ 587,645.87	\$ 1,996,779.20	\$ 1,740,335.44	\$ 844,089.63		\$ 893,850.87	\$ (49,761.24)
326	JUVENILE PROBATION FEE FUND	\$ 10,556.53	\$ 1,635.41	\$ 111.85	\$ 12,080.09			\$ 12,080.09
327	JUVENILE PROBATION TITLE IVE	\$ 54,977.02	\$ 8.88	\$ 825.95	\$ 54,159.95			\$ 54,159.95
400	LAW LIBRARY FUND	\$ 125,866.08	\$ 11,676.87	\$ 3,788.60	\$ 133,754.35			\$ 133,754.35
403	SHERIFF'S STATE FORFEITURE	\$ 124,587.43	\$ 80,589.46	\$ 8,094.68	\$ 197,082.21			\$ 197,082.21
405	SHERIFF'S FEDERAL FORFEITURE	\$ 141,508.51	\$ 23,645.69	\$ 2,012.48	\$ 163,141.72			\$ 163,141.72
408	FIRE CODE INSPECTION FEE FUND	\$ 109,642.11	\$ 5,587.50	\$ 1,856.75	\$ 113,372.86			\$ 113,372.86
409	SHERIFF'S DONATION FUND	\$ 8,336.01	\$ -	\$ 343.97	\$ 7,992.04			\$ 7,992.04
410	CO. CLERK RECORDS MGMT FUND	\$ 1,395,402.06	\$ 48,730.72	\$ 281,370.57	\$ 1,162,762.21		\$ 652,431.25	\$ 510,330.96
411	CO. CLERK RECORDS ARCHIVE-GF	\$ 424,493.28	\$ 48,486.25	\$ 225,000.00	\$ 247,979.53		\$ 156,872.24	\$ 91,107.29
412	COUNTY RECORDS MGMT	\$ 57,725.33	\$ 6,015.14	\$ -	\$ 63,740.47			\$ 63,740.47
413	VITAL STATISTICS PRESERVATION-GF	\$ 7,506.47	\$ 913.00	\$ -	\$ 8,419.47			\$ 8,419.47
414	COURTHOUSE SECURITY	\$ 62,616.69	\$ 11,482.34	\$ 19,404.77	\$ 54,694.26			\$ 54,694.26
415	DISTRICT CLERK RECORDS MGMT	\$ 2,344.24	\$ 1,947.57	\$ -	\$ 4,291.81			\$ 4,291.81
416	JUSTICE COURT TECHNOLOGY	\$ 54,706.87	\$ 4,976.99	\$ 9,049.98	\$ 50,633.88			\$ 50,633.88
417	CO&DIST COURT TECHNOLOGY FUND	\$ 14,810.92	\$ 631.88	\$ 1,200.00	\$ 14,242.80			\$ 14,242.80
418	JUSTICE COURT SECURITY	\$ 23,436.07	\$ 1,457.31	\$ 329.25	\$ 24,564.13			\$ 24,564.13
420	SURPLUS FUNDS-ELECTION CONTRACTS	\$ 122,909.64	\$ 974.26	\$ 698.00	\$ 123,185.90			\$ 123,185.90
422	HAVA FUND	\$ 47,822.31	\$ -	\$ -	\$ 47,822.31			\$ 47,822.31
430	COURT REPORTER FEE (GC 51.601)	\$ 14,296.80	\$ 5,838.73	\$ 7,907.83	\$ 12,227.70			\$ 12,227.70
431	FAMILY PROTECTION FEE FUND	\$ 61,677.80	\$ 1,876.52	\$ -	\$ 63,554.32			\$ 63,554.32
432	DIST CLK RECORDS ARCHIVE-GF	\$ 57,599.65	\$ 3,462.81	\$ -	\$ 61,062.46			\$ 61,062.46
433	COURT RECORDS PRESERVATION-GF	\$ 115,169.32	\$ 4,283.39	\$ -	\$ 119,452.71			\$ 119,452.71
435	ALTERNATIVE DISPUTE RESOLUTION	\$ 316,639.95	\$ 3,702.46	\$ -	\$ 320,342.41		\$ 250,000.00	\$ 70,342.41
436	COURT-INITIATED GUARDIANSHIPS	\$ 32,149.77	\$ 1,460.00	\$ 400.00	\$ 33,209.77			\$ 33,209.77
437	CHILD SAFETY FEE-GF	\$ 96,963.19	\$ 10,397.78	\$ -	\$ 107,360.97			\$ 107,360.97
440	COUNTY DRUG COURTS FUND-GF	\$ 44,003.98	\$ 295.00	\$ 332.61	\$ 43,966.37			\$ 43,966.37
445	CA PRE-TRIAL INTERVENTION PROG	\$ 7,000.00	\$ 7,500.00	\$ 3,750.00	\$ 10,750.00			\$ 10,750.00
447	CA STATE FUNDS	\$ -	\$ -	\$ 3,223.10	\$ (3,223.10)			\$ (3,223.10)
453	CONSTABLE 3 STATE FORFEITURE	\$ 1,510.21	\$ 0.95	\$ 328.83	\$ 1,182.33			\$ 1,182.33
463	CONSTABLE 3 FEDERAL FORFEITURE	\$ 10,668.00	\$ -	\$ 5,500.00	\$ 5,168.00			\$ 5,168.00
498	BAIL BOND SECURITY FUND	\$ 485,668.02	\$ -	\$ 20,000.00	\$ 465,668.02	\$ 210,000.00		\$ 255,668.02
499	EMPLOYEE FUND-GF	\$ 9,400.87	\$ 328.55	\$ 103.26	\$ 9,626.16			\$ 9,626.16
500	SPECIAL VIT INTERST FUND	\$ 541.97	\$ -	\$ -	\$ 541.97			\$ 541.97
501	COUNTY ATTORNEY HOT CHECK FEES	\$ 19,941.94	\$ 2,344.53	\$ 644.04	\$ 21,642.43			\$ 21,642.43
505	LAW ENFORCEMENT TRAINING FUND	\$ 14,154.02	\$ 16,393.57	\$ -	\$ 30,547.59			\$ 30,547.59
521	ELECTION CONTRACTS	\$ (2,314.86)	\$ 3,289.12	\$ 974.26	\$ (0.00)			\$ (0.00)
600	DEBT SERVICE	\$ (21,845.35)	\$ 1,430,987.21	\$ 1,125,000.00	\$ 284,141.86	\$ 21,142.17	\$ 425,000.00	\$ (162,000.31)
700	CAPITOL PROJECT	\$ 1,640,933.63	\$ -	\$ 28,227.66	\$ 1,612,705.97	\$ 1,300,000.00		\$ 312,705.97
702	DEPT HOMELAND SECURITY (FEMA)	\$ 3,579.99	\$ -	\$ -	\$ 3,579.99			\$ 3,579.99
703	TWBD - FLOOD MITIGATION GRANT	\$ (115,925.28)	\$ 8,169,363.23	\$ 4,283,049.68	\$ 3,770,388.27			\$ 3,770,388.27
800	JAIL COMMISSARY FUND	\$ 159,256.30	\$ 53,321.05	\$ 35,110.73	\$ 177,466.62			\$ 177,466.62
850	EMPLOYEE HEALTH BENEFITS	\$ 2,641,848.77	\$ 1,003,244.25	\$ 1,360,497.10	\$ 2,284,595.92	\$ 1,025,844.94	\$ 1,307,367.30	\$ (48,616.32)
855	WORKERS' COMPENSATION FUND	\$ 714,883.24	\$ 61,061.74	\$ -	\$ 775,944.98		\$ 705,444.68	\$ 70,500.30
880	VCLG GRANT	\$ -	\$ 15,595.30	\$ 24,463.41	\$ (8,868.11)			\$ (8,868.11)
899	MISCELLANEOUS SHORT TERM GRANTS	\$ (23,230.12)	\$ 32,736.88	\$ 19,563.46	\$ (10,056.70)			\$ (10,056.70)
903	UNCLAIMED PROPERTY	\$ 41,902.46	\$ -	\$ -	\$ 41,902.46			\$ 41,902.46
907	CHILD PROTECTION CASH FUND	\$ 17,772.24	\$ 186.47	\$ 269.94	\$ 17,688.77			\$ 17,688.77
	TOTALS	\$ 60,601,327.28	\$ 74,746,189.16	\$ 70,742,700.69	\$ 64,604,815.75	\$ 41,261,017.29	\$ 15,158,347.19	\$ 8,185,451.27
	Ending Balance of Cash and Investments							\$ 64,604,815.75

Submitted by Linda Douglass, Guadalupe County Treasurer

May 16, 2017

Other Assets Cash

From Date: 2/1/2017 - To Date: 3/31/2017

Summary Listing, Report By Fund - Account

Fund	Description	Paying Fund	Paying Fund Description	Beginning Balance	Total Debits	Total Credits	Ending Balance
100	GENERAL FUND	100	GENERAL FUND	\$1,959,168.03	\$29,984,730.44	\$31,250,548.04	\$693,350.43
200	ROAD & BRIDGE FUND	200	ROAD & BRIDGE FUND	\$41,761.90	\$4,485,277.51	\$3,938,951.95	\$588,087.46
201	CETZR FUND	201	CETZR FUND	\$206,188.51	\$177,371.04	\$0.00	\$383,559.55
202	TxDOT INFRASTRUCTURE GRANT	202	TxDOT INFRASTRUCTURE GRANT	(\$51,548.26)	\$100,782.90	\$171,600.13	(\$122,365.49)
323	JUVENILE DRUG COURT	323	JUVENILE DRUG COURT	(\$3,716.50)	\$3,715.88	\$16,258.26	(\$16,258.88)
324	JUVENILE TJJD	324	JUVENILE TJJD	\$82,621.28	\$152,376.72	\$208,546.11	\$26,451.89
325	JUVENILE PROBATION FUND	325	JUVENILE PROBATION FUND	(\$111,040.25)	\$1,341,614.45	\$1,280,335.44	(\$49,761.24)
326	JUVENILE PROBATION FEE FUND	326	JUVENILE PROBATION FEE FUND	\$10,556.53	\$1,635.41	\$111.85	\$12,080.09
327	JUVENILE PROBATION TITLE IVE	327	JUVENILE PROBATION TITLE IVE	\$54,977.02	\$8.88	\$825.95	\$54,159.95
400	LAW LIBRARY FUND	400	LAW LIBRARY FUND	\$125,866.08	\$11,676.87	\$3,788.60	\$133,754.35
403	SHERIFF'S STATE FORFEITURE CH 59	403	SHERIFF'S STATE FORFEITURE CH 59	\$124,587.43	\$80,589.46	\$8,094.68	\$197,082.21
405	SHERIFF'S FEDERAL FORFEITURE	405	SHERIFF'S FEDERAL FORFEITURE	\$141,508.51	\$23,645.69	\$2,012.48	\$163,141.72
408	FIRE CODE INSPECTION FEE FUND	408	FIRE CODE INSPECTION FEE FUND	\$109,642.11	\$5,587.50	\$1,856.75	\$113,372.86
409	SHERIFF'S DONATION FUND	409	SHERIFF'S DONATION FUND	\$8,336.01	\$0.00	\$343.97	\$7,992.04
410	COUNTY CLERK RECORDS MGMT FUND	410	COUNTY CLERK RECORDS MGMT FUND	\$742,970.81	\$48,730.72	\$281,370.57	\$510,330.96
411	CO. CLERK RECORDS ARCHIVE-GF	411	CO. CLERK RECORDS ARCHIVE-GF	\$267,788.83	\$48,318.46	\$225,000.00	\$91,107.29
412	COUNTY RECORDS MANAGEMENT	412	COUNTY RECORDS MANAGEMENT	\$57,725.33	\$6,015.14	\$0.00	\$63,740.47
413	VITAL STATISTICS PRESERVATION-GF	413	VITAL STATISTICS PRESERVATION-GF	\$7,506.47	\$913.00	\$0.00	\$8,419.47
414	COURTHOUSE SECURITY	414	COURTHOUSE SECURITY	\$62,616.69	\$11,482.34	\$19,404.77	\$54,694.26
415	DISTRICT CLERK RECORDS MGMT	415	DISTRICT CLERK RECORDS MGMT	\$2,344.24	\$1,947.57	\$0.00	\$4,291.81
416	JUSTICE COURT TECHNOLOGY	416	JUSTICE COURT TECHNOLOGY	\$54,706.87	\$4,976.99	\$9,049.98	\$50,633.88
417	CO & DIST COURT TECHNOLOGY FUND	417	CO & DIST COURT TECHNOLOGY FUND	\$14,810.92	\$631.88	\$1,200.00	\$14,242.80
418	JP JUSTICE COURT SECURITY	418	JP JUSTICE COURT SECURITY	\$23,436.07	\$1,457.31	\$329.25	\$24,564.13

Other Assets Cash

From Date: 2/1/2017 - To Date: 3/31/2017

Summary Listing, Report By Fund - Account

Fund	Description	Paying Fund	Paying Fund Description	Beginning Balance	Total Debits	Total Credits	Ending Balance
420	SURPLUS FUNDS-ELECTION CONTRACTS	420	SURPLUS FUNDS-ELECTION CONTRACTS	\$122,909.64	\$974.26	\$698.00	\$123,185.90
422	HAVA FUND	422	HAVA FUND	\$47,822.31	\$0.00	\$0.00	\$47,822.31
430	COURT REPORTER FEE (GC 51.601)	430	COURT REPORTER FEE (GC 51.601)	\$14,296.80	\$5,838.73	\$7,907.83	\$12,227.70
431	FAMILY PROTECTION FEE FUND	431	FAMILY PROTECTION FEE FUND	\$61,677.80	\$1,876.52	\$0.00	\$63,554.32
432	DIST CLK RECORDS ARCHIVE - GF	432	DIST CLK RECORDS ARCHIVE - GF	\$57,599.65	\$3,462.81	\$0.00	\$61,062.46
433	COURT RECORDS PRESERVATION-GF	433	COURT RECORDS PRESERVATION-GF	\$115,169.32	\$4,283.39	\$0.00	\$119,452.71
435	ALTERNATIVE DISPUTE RESOLUTION	435	ALTERNATIVE DISPUTE RESOLUTION	\$66,639.95	\$3,702.46	\$0.00	\$70,342.41
436	COURT-INITIATED GUARDIANSHIPS	436	COURT-INITIATED GUARDIANSHIPS	\$32,149.77	\$1,460.00	\$400.00	\$33,209.77
437	CHILD SAFETY FEE-GF	437	CHILD SAFETY FEE-GF	\$96,963.19	\$10,397.78	\$0.00	\$107,360.97
440	COUNTY DRUG COURTS FUND-GF	440	COUNTY DRUG COURTS FUND-GF	\$44,003.98	\$295.00	\$332.61	\$43,966.37
445	CA PRE-TRIAL INTERVENTION PROG	445	CA PRE-TRIAL INTERVENTION PROG	\$7,000.00	\$7,500.00	\$3,750.00	\$10,750.00
447	COUNTY ATTORNEY STATE FUNDS	447	COUNTY ATTORNEY STATE FUNDS	\$0.00	\$0.00	\$3,223.10	(\$3,223.10)
453	CONSTABLE 3 STATE FORFEITURE	453	CONSTABLE 3 STATE FORFEITURE	\$1,510.21	\$0.95	\$328.83	\$1,182.33
463	CONSTABLE 3 FEDERAL FORFEITURE	463	CONSTABLE 3 FEDERAL FORFEITURE	\$10,668.00	\$0.00	\$5,500.00	\$5,168.00
498	BAIL BOND SECURITY FUND	498	BAIL BOND SECURITY FUND	\$275,668.02	\$0.00	\$20,000.00	\$255,668.02
499	EMPLOYEE FUND-GF	499	EMPLOYEE FUND-GF	\$9,400.87	\$328.55	\$103.26	\$9,626.16
500	SPECIAL VIT INTEREST FUND	500	SPECIAL VIT INTEREST FUND	\$541.97	\$0.00	\$0.00	\$541.97
501	COUNTY ATTORNEY HOT CHECK FEES	501	COUNTY ATTORNEY HOT CHECK FEES	\$19,941.94	\$2,344.53	\$644.04	\$21,642.43
505	LAW ENFORCEMENT TRAINING FUNDS	505	LAW ENFORCEMENT TRAINING FUNDS	\$14,154.02	\$16,393.57	\$0.00	\$30,547.59
521	ELECTION CONTRACTS	521	ELECTION CONTRACTS	(\$2,314.86)	\$3,289.12	\$974.26	\$0.00
600	DEBT SERVICE	600	DEBT SERVICE	(\$487,000.31)	\$725,000.00	\$400,000.00	(\$162,000.31)
700	CAPITAL PROJECT FUND	700	CAPITAL PROJECT FUND	\$340,933.63	\$0.00	\$28,227.66	\$312,705.97
702	DEPT OF HOMELAND SECURITY (FEMA)	702	DEPT OF HOMELAND SECURITY (FEMA)	\$3,579.99	\$0.00	\$0.00	\$3,579.99

Other Assets Cash

From Date: 2/1/2017 - To Date: 3/31/2017

Summary Listing, Report By Fund - Account

Fund	Description	Paying Fund	Paying Fund Description	Beginning Balance	Total Debits	Total Credits	Ending Balance
703	TWBD - FLOOD MITIGATION GRANT	703	TWBD - FLOOD MITIGATION GRANT	(\$115,925.28)	\$8,169,363.23	\$4,283,049.68	\$3,770,388.27
800	JAIL COMMISSARY FUND	800	JAIL COMMISSARY FUND	\$159,256.30	\$53,321.05	\$35,110.73	\$177,466.62
850	EMPLOYEE HEALTH BENEFITS	850	EMPLOYEE HEALTH BENEFITS	\$308,964.20	\$1,002,916.58	\$1,360,497.10	(\$48,616.32)
855	WORKERS' COMPENSATION FUND	855	WORKERS' COMPENSATION FUND	\$9,615.38	\$60,884.92	\$0.00	\$70,500.30
880	VCLG GRANT (was DA grant)	880	VCLG GRANT (was DA grant)	\$0.00	\$15,595.30	\$24,463.41	(\$8,868.11)
899	MISCELLANEOUS SHORT TERM GRANTS	899	MISCELLANEOUS SHORT TERM GRANTS	(\$23,230.12)	\$32,736.88	\$19,563.46	(\$10,056.70)
903	UNCLAIMED PROPERTY	903	UNCLAIMED PROPERTY	\$41,902.46	\$0.00	\$0.00	\$41,902.46
907	CHILD PROTECTION CASH FUND	907	CHILD PROTECTION CASH FUND	\$17,772.24	\$186.47	\$269.94	\$17,688.77
Grand Total: 54 Funds				\$5,184,485.70	\$46,615,638.26	\$43,614,672.69	\$8,185,451.27

Other Assets Investments

From Date: 2/1/2017 - To Date: 3/31/2017

Summary Listing, Report By Fund - Account

Fund	Description	Paying Fund	Paying Fund Description	Beginning Balance	Total Debits	Total Credits	Ending Balance
100	GENERAL FUND	100	GENERAL FUND	\$41,256,196.78	\$23,369,567.50	\$21,943,028.00	\$42,682,736.28
200	ROAD & BRIDGE FUND	200	ROAD & BRIDGE FUND	\$7,323,515.59	\$3,399,159.16	\$4,000,000.00	\$6,722,674.75
201	CETZR FUND	201	CETZR FUND	\$0.00	\$0.00	\$0.00	\$0.00
324	JUVENILE TJJD	324	JUVENILE TJJD	\$66,000.00	\$0.00	\$0.00	\$66,000.00
325	JUVENILE PROBATION FUND	325	JUVENILE PROBATION FUND	\$698,686.12	\$655,164.75	\$460,000.00	\$893,850.87
326	JUVENILE PROBATION FEE FUND	326	JUVENILE PROBATION FEE FUND	\$0.00	\$0.00	\$0.00	\$0.00
327	JUVENILE PROBATION TITLE IVE	327	JUVENILE PROBATION TITLE IVE	\$0.00	\$0.00	\$0.00	\$0.00
400	LAW LIBRARY FUND	400	LAW LIBRARY FUND	\$0.00	\$0.00	\$0.00	\$0.00
403	SHERIFF'S STATE FORFEITURE CH 59	403	SHERIFF'S STATE FORFEITURE CH 59	\$0.00	\$0.00	\$0.00	\$0.00
405	SHERIFF'S FEDERAL FORFEITURE	405	SHERIFF'S FEDERAL FORFEITURE	\$0.00	\$0.00	\$0.00	\$0.00
410	COUNTY CLERK RECORDS MGMT FUND	410	COUNTY CLERK RECORDS MGMT FUND	\$652,431.25	\$0.00	\$0.00	\$652,431.25
411	CO. CLERK RECORDS ARCHIVE- GF	411	CO. CLERK RECORDS ARCHIVE- GF	\$156,704.45	\$167.79	\$0.00	\$156,872.24
412	COUNTY RECORDS MANAGEMENT	412	COUNTY RECORDS MANAGEMENT	\$0.00	\$0.00	\$0.00	\$0.00
413	VITAL STATISTICS PRESERVATION-GF	413	VITAL STATISTICS PRESERVATION-GF	\$0.00	\$0.00	\$0.00	\$0.00
415	DISTRICT CLERK RECORDS MGMT	415	DISTRICT CLERK RECORDS MGMT	\$0.00	\$0.00	\$0.00	\$0.00
416	JUSTICE COURT TECHNOLOGY	416	JUSTICE COURT TECHNOLOGY	\$0.00	\$0.00	\$0.00	\$0.00
435	ALTERNATIVE DISPUTE RESOLUTION	435	ALTERNATIVE DISPUTE RESOLUTION	\$250,000.00	\$0.00	\$0.00	\$250,000.00
498	BAIL BOND SECURITY FUND	498	BAIL BOND SECURITY FUND	\$210,000.00	\$0.00	\$0.00	\$210,000.00
600	DEBT SERVICE	600	DEBT SERVICE	\$465,154.96	\$705,987.21	\$725,000.00	\$446,142.17
700	CAPITAL PROJECT FUND	700	CAPITAL PROJECT FUND	\$1,300,000.00	\$0.00	\$0.00	\$1,300,000.00
800	JAIL COMMISSARY FUND	800	JAIL COMMISSARY FUND	\$0.00	\$0.00	\$0.00	\$0.00
850	EMPLOYEE HEALTH BENEFITS	850	EMPLOYEE HEALTH BENEFITS	\$2,332,884.57	\$327.67	\$0.00	\$2,333,212.24
855	WORKERS' COMPENSATION FUND	855	WORKERS' COMPENSATION FUND	\$705,267.86	\$176.82	\$0.00	\$705,444.68
Grand Total: 23 Funds				\$55,416,841.58	\$28,130,550.90	\$27,128,028.00	\$56,419,364.48

Section 2

Debts Due and Owed by the County

GUADALUPE COUNTY, TEXAS
Debt Service Schedule

CERTIFICATES OF OBLIGATION, SERIES 2013

In May 2013, the Guadalupe County Commissioners Court issued \$5,000,000 in certificates of obligation for the remodeling of the 2nd floor of the Justice Center and for replacing the air conditioning and heating system at the County Jail.

FISCAL YEAR	PRINCIPAL DUE 2/1	INTEREST RATE	INTEREST DUE 2/1	INTEREST DUE 8/1	TOTAL
2016	\$ -	1.15%	\$ -	\$ -	\$ -
2017	\$ 50,000.00	1.30%	\$ 42,585.00	\$ 42,260.00	\$ 134,845.00
2018	\$ 55,000.00	1.40%	\$ 42,260.00	\$ 41,875.00	\$ 139,135.00
2019	\$ 55,000.00	1.50%	\$ 41,875.00	\$ 41,462.50	\$ 138,337.50
2020	\$ 1,165,000.00	1.60%	\$ 41,462.50	\$ 32,142.50	\$ 1,238,605.00
2021	\$ 1,200,000.00	1.70%	\$ 32,142.50	\$ 21,942.50	\$ 1,254,085.00
2022	\$ 1,240,000.00	1.80%	\$ 21,942.50	\$ 10,782.50	\$ 1,272,725.00
2023	\$ 1,135,000.00	1.90%	\$ 10,782.50	\$ -	\$ 1,145,782.50
	<u>\$ 4,900,000.00</u>		<u>\$ 233,050.00</u>	<u>\$ 190,465.00</u>	<u>\$ 5,323,515.00</u>

REFUNDING BOND, SERIES 2014

In January 2014, the Guadalupe County Commissioners Court issued \$8,035,000 in refunding bonds. This amount and an additional \$5,000,000 from the General Fund paid off the Tax Anticipation Notes Series 2009 and the Refunding Bonds Series 2005; which significantly reduced the interest rate on the existing debt and reduced the total indebtedness of the County.

FISCAL YEAR	PRINCIPAL DUE 2/1	INTEREST RATE	INTEREST DUE 2/1	INTEREST DUE 8/1	TOTAL
2016	\$ -	0.57%	\$ -	\$ -	\$ -
2017	\$ 1,855,000.00	0.83%	\$ 23,315.25	\$ 15,617.00	\$ 1,893,932.25
2018	\$ 1,115,000.00	1.20%	\$ 15,617.00	\$ 8,927.00	\$ 1,139,544.00
2019	\$ 1,130,000.00	1.58%	\$ 8,927.00	\$ -	\$ 1,138,927.00
	<u>\$ 4,100,000.00</u>		<u>\$ 47,859.25</u>	<u>\$ 24,544.00</u>	<u>\$ 4,172,403.25</u>

Total Debt Outstanding \$ 9,000,000
3/31/2017

Section 3

Required Education/Investment Training

**TEXAS ASSOCIATION OF COUNTIES
COUNTY TREASURERS' ASSOCIATION OF TEXAS
CONTINUING EDUCATION**

Reporting Period: 01/01/2016 - 12/31/2016

Hon. Linda J. Douglass
Treasurer
Guadalupe County
307 W Court St Ste 206
Seguin, TX 78155-5701

ID: 12281
Phone: (330) 303-4188 x338
Fax: (830) 303-5757

The requirements for the program are 20 hours of continuing education annually, at least 10 of which must be taken at an accredited public institution of higher education. The remaining required hours must be certified by an accredited public institution of higher education. A maximum of 10 hours can be carried forward to the next period.

1/1/16	Excess hours carried from 2015	10.00
5/23/16	44th Annual County Treasurers' Continuing Education	20.00
7/28/16	2016 Conference of the County Investment Academy	10.00
11/15/16	68th Annual County Treasurers' Association of Texas	12.50

Total Accredited Hours: 42.50

Total Outside Hours: 10.00

Total Hours for Year: 52.50

You have completed your program.

You have met your 2016 County Treasurers' Association of Texas education requirement.

You may carry forward 10.00 hours to the next reporting period.

TEXAS ASSOCIATION OF COUNTIES

PUBLIC FUNDS INVESTMENT ACT CONTINUING EDUCATION

Reporting Period: 1/1/15 - 12/31/16

Hon. Linda J. Douglass
Treasurer
Guadalupe County
307 W Court St Ste 206
Seguin, TX 78155-5701

ID: 12281
Phone: (330) 303-4188 x338
Fax: (830) 303-5757

The requirements for the program are 10 hours of continuing education every 2 years. No hours may be carried forward to the next period.

7/28/16	2016 Conference of the County Investment Academy	14.00
11/15/16	68th Annual County Treasurers' Association of Texas	5.00
7/20/15	2015 TCDRS Annual Conference	1.00
6/8/15	2015 Conference of the County Investment Academy	15.00
5/23/16	44th Annual County Treasurers' Continuing Education	5.00
4/20/15	43rd Annual County Treasurers' Continuing Education	5.00

Total Hours for Period: 45.00

You have completed your program.

You have met your 2015 - 2016 Public Funds Investment Act education requirement.

**County Treasurers' Association of Texas
2016 Certificate of Compliance
Continuing Education**



**This Certifies That
Hon. Linda J. Douglass
Certified County Treasurer
Guadalupe County**

Successfully completed the required hours of continuing education that was sponsored or co-sponsored by an accredited public institution of higher education and was approved by the County Treasurers' Association of Texas fully satisfying the County Treasurer continuing education requirements established by section 83.003 of the Texas Local Government Code Continuing Education.

A handwritten signature in black ink that reads "Tim Funchess". The signature is written in a cursive style.

Honorable Tim Funchess, President
County Treasurers' Association of Texas

A handwritten signature in black ink that reads "Alan J. Dierschke". The signature is written in a cursive style.

Honorable Alan Dierschke, Chair
Certification and Validation Committee

TEXAS ASSOCIATION OF COUNTIES
COUNTY TREASURERS' ASSOCIATION OF TEXAS
CONTINUING EDUCATION

Reporting Period: 01/01/2017 - 12/31/2017

Hon. Linda J. Douglass
Treasurer
Guadalupe County
307 W Court St Ste 206
Seguin, TX 78155-5701

ID: 12281
Phone: (330) 303-4188 x338
Fax: (830) 303-5757

The requirements for the program are 20 hours of continuing education annually, at least 10 of which must be taken at an accredited public institution of higher education. The remaining required hours must be certified by an accredited public institution of higher education. A maximum of 10 hours can be carried forward to the next period.

1/1/17 Excess hours carried from 2016 10.00

Total Accredited Hours: 10.00

Total Outside Hours: 0.00

Total Hours for Year: 10.00

You may carry forward 0.00 hours to the next reporting period.

You must obtain 10.00 additional hours to meet your education requirement for the period ending 12/31/2017.

If you have not fulfilled your annual requirement, a certificate will not be issued.

**County Treasurers' Association of Texas
2016 Certificate of Compliance
Public Funds Investment Act**



**This Certifies That
Hon. Linda J. Douglass
County Treasurer
Guadalupe County**

Successfully completed the required hours of investment training approved by the County Treasurers' Association of Texas for the two year period fully satisfying the education requirements for County Treasurers established by chapter 2256 of the Texas Government Code, the Public Funds Investment Act, Section 2256.008. Investment Training; Local Governments.

A handwritten signature in black ink that reads "Tim Funchess". The signature is written in a cursive style.

Honorable Alan Dierschke, Chair
County Treasurers' Association of Texas

A handwritten signature in black ink that reads "Alan J. Dierschke". The signature is written in a cursive style.

Honorable Tim Funchess, President

Certification and Validation Committee

Section 4

Proceedings in the Treasurer's Office

**Departmental Revenues
for the Fiscal Year
October 1, 2016 to September 30, 2017**

	Oct-16 - Jan-17 Totals	Feb-17	Mar-17	REVENUE YEAR- TO-DATE
ADULT DETENTION CENTER	\$ 851,255.83	\$ 119,249.79	\$ 256,734.94	\$ 1,227,240.56
COUNTY CLERK-CIVIL	\$ 79,698.59	\$ 15,594.00	\$ 21,443.89	\$ 116,736.48
COUNTY CLERK-CCL AND CCL2	\$ 129,139.59	\$ 30,592.59	\$ 51,607.51	\$ 211,339.69
COUNTY CLERK-DEEDS/LIBRARY	\$ 487,136.98	\$ 88,133.50	\$ 129,191.02	\$ 704,461.50
COUNTY CLERK-VITAL STATS	\$ 101,863.00	\$ 10,186.00	\$ 12,747.00	\$ 124,796.00
COUNTY CLERK-SCHERTZ	\$ 1,364.00	\$ 536.00	\$ 921.00	\$ 2,821.00
COUNTY CLERK-TPW	\$ 474.00	\$ 96.00	\$ -	\$ 570.00
DISTRICT CLERK-CIVIL	\$ 238,099.01	\$ 60,547.25	\$ 85,176.92	\$ 383,823.18
DISTRICT CLERK-CCM	\$ 111,259.67	\$ 43,159.25	\$ 34,054.37	\$ 188,473.29
ELECTIONS	\$ 134,236.95	\$ 1,524.70	\$ 4,279.22	\$ 140,040.87
ENVIRONMENTAL HEALTH	\$ 36,613.65	\$ 10,100.00	\$ 8,260.00	\$ 54,973.65
FIRE MARSHAL	\$ 19,105.00	\$ 3,252.50	\$ 2,335.00	\$ 24,692.50
JUSTICE OF THE PEACE, PCT. 1	\$ 271,420.81	\$ 81,544.93	\$ 94,325.00	\$ 447,290.74
JUSTICE OF THE PEACE, PCT. 2	\$ 53,891.25	\$ 20,006.60	\$ 23,179.30	\$ 97,077.15
JUSTICE OF THE PEACE, PCT. 3	\$ 37,259.90	\$ 8,274.30	\$ 12,722.30	\$ 58,256.50
JUSTICE OF THE PEACE, PCT. 4	\$ 126,144.95	\$ 51,100.97	\$ 56,089.58	\$ 233,335.50
JUVENILE PROBATION	\$ 69,964.00	\$ 25,859.33	\$ 15,651.00	\$ 111,474.33
ROAD AND BRIDGE	\$ 116,451.18	\$ 300.00	\$ 476.80	\$ 117,227.98
SHERIFF'S DEPARTMENT	\$ 279,780.14	\$ 23,259.55	\$ 106,848.88	\$ 409,888.57
TAX OFFICE	\$ 44,268,998.57	\$ 7,947,425.73	\$ 4,248,772.42	\$ 56,465,196.72
TREASURER'S OFFICE	\$ 1,110.57	\$ 226.58	\$ 540.00	\$ 1,877.15
TOTAL MONTHLY REVENUES	\$ 47,415,267.64	\$ 8,540,969.57	\$ 5,165,356.15	\$ 61,121,593.36

COUNTY SALES AND USE TAX COMPARISON SUMMARY 2016/2017



Prior Year 2016 Month Collected / Month Remitted	Comparable Payment Prior Year	Current Year 2017 Month Collected / Month Remitted	Payment Current Year	Net Difference Prior Year 2016	% Change Increase/Decrease
November / January	\$ 547,226.84	November / January	\$ 602,071.66	\$ 54,844.82	10.02%
December / February	\$ 789,473.98	December / February	\$ 627,062.75	\$ (162,411.23)	-20.57%
January / March	\$ 530,642.40	January / March	\$ 582,194.52	\$ 51,552.12	9.72%
February / April	\$ 464,504.73	February / April	\$ 488,896.12	\$ 24,391.39	5.25%
March / May	\$ 691,423.55	March / May	\$ -	\$ -	0.00%
April / June	\$ 563,016.03	April / June	\$ -	\$ -	0.00%
May / July	\$ 570,375.27	May / July	\$ -	\$ -	0.00%
June / August	\$ 710,860.73	June / August	\$ -	\$ -	0.00%
July / September	\$ 651,227.72	July / September	\$ -	\$ -	0.00%
August / October	\$ 570,706.20	August / October	\$ -	\$ -	0.00%
September / November	\$ 647,084.84	September / November	\$ -	\$ -	0.00%
October / December	\$ 587,086.28	October / December	\$ -	\$ -	0.00%
Total Payments Received:	\$ 7,323,628.57	Total Payments Received:	\$ 2,300,225.05	\$ (31,622.90)	4.42%

*Note - Sales Tax is paid two months in arrears from Texas Comptroller of Public Accounts.

*February 2017 included audit collections of (\$137,348). Without the audit collections the decrease from the prior year would be (3.2%)



Departmental Compensatory Time Liability Report

As of 03/31/17

<u>Primary Department</u>	<u>Rate</u>	<u>COMP - Compensatory Time</u>
400 - COUNTY JUDGE		21.2250 \$541.66
401 - COMMISSIONERS COURT		1.8750 \$30.00
403 - COUNTY CLERK		25.2750 \$574.60
426 - COUNTY COURT-AT-LAW		0.0650 \$1.66
427 - COUNTY COURT-AT-LAW NO. 2		12.6250 \$322.32
450 - DISTRICT CLERK		17.5350 \$321.26
451 - JUSTICE OF THE PEACE, PRECINCT		34.1550 \$565.90
452 - JUSTICE OF THE PEACE, PRECINCT		70.2500 \$1,572.52
453 - JUSTICE OF THE PEACE, PRECINCT		6.2864 \$124.47
454 - JUSTICE OF THE PEACE, PRECINCT		3.6600 \$71.36
475 - COUNTY ATTORNEY		56.6650 \$1,171.52
490 - ELECTIONS ADMINISTRATION		431.6250 \$8,174.79
493 - HUMAN RESOURCES		66.6250 \$1,224.50
495 - COUNTY AUDITOR		103.4150 \$2,428.29
497 - COUNTY TREASURER		33.6300 \$872.14
499 - TAX ASSESSOR-COLLECTOR		95.7150 \$1,880.23
503 - MIS DEPARTMENT		18.4150 \$429.96
516 - BUILDING MAINTENANCE		13.3250 \$229.15
545 - FIRE MARSHAL		83.6250 \$1,922.96
553 - CONSTABLE, PRECINCT 3		1.5000 \$30.98
562 - HIGHWAY PATROL		4.2500 \$99.07
570 - ADULT DETENTION CENTER (JAIL)		279.8750 \$5,846.08
620 - ROAD & BRIDGE		228.0600 \$5,270.24
635 - ENVIRONMENTAL HEALTH		1.6300 \$33.49
637 - ANIMAL CONTROL		27.5250 \$569.70
665 - AGRICULTURE EXTENSION		25.5800 \$559.62



Departmental Compensatory Time Liability Report

As of 03/31/17

<u>Primary Department</u>	<u>Rate</u>	<u>COMP - Compensatory Time</u>
672 - JUVENILE PROBATION		191.4550
		\$5,270.26
673 - JUVENILE DETENTION		35.4900
		\$854.63
Grand Totals		1,891.3564
		\$40,993.34



Payroll History Report

Pay Date Range 02/01/17 - 03/31/17

Payroll History Total

Hours Description	Hours	Gross	Withholdings and Deductions	Gross Base
ADV JAILER-HRLY - Advanced Jailer-Hourly	.0000	1,040.00	Gross	5,386,251.12
ADV PO ELECTED - Advanced Peace Officer Elected	.0000	50.00	Federal Income Tax	533,854.69
ADV PO HOURLY - Advanced Peace Officer Hourly	.0000	9,250.00	FICA	315,482.18
ADV TELE-HOURLY - Advanced Telecommunicator-HRLY	.0000	360.00	Medicare	73,782.37
AUTO APPOINTED - Auto Allowance Appointed	.0000	2,333.32		
AUTO ELECTED - Auto Allowance Elected Officials	.0000	10,149.98	Adult Probation Post Tax	381.70
CHS - Courthouse Security	378.7500	8,017.79	Adult Probation Pre Tax	5,945.30
COMP IN OT - Comp Earned Overtime	538.7500	.00	Aflac Accident	12,124.97
COMP IN ST - Comp Earned Straight Time	119.7500	.00	Aflac Cancer	9,974.70
COMP USED - Comp Used	1,288.8350	27,064.33	Aflac Flexible Spending Account	48,321.87
CSCD MEALS - CSCD MEALS	.0000	30.00	Aflac FSA Dependent	1,253.80
CSCD PAYOUT - CSCD Payout	40.5000	864.05	Aflac Hospital	6,708.16
DIST JUDGE SUPP - District Judge Supplement	.0000	600.00	Aflac ICU	96.00
DOEP - Adult Probation Instructor	.0000	897.83	Aflac Life Insurance	12,504.69
DWI-ED - Adult Probation Instructor DWI	.0000	441.82	Aflac Sickness	95.10
DWI-ED ASST - Adult Probation Instructor	.0000	66.00	Aflac Specified Event	4,206.24
HP - Holiday Pay	4,336.0000	85,709.68	Aflac STD	16,774.68
HPLAW - Holiday Pay Law Enforcement	3,560.0000	78,027.36	Bankruptcy Payments	1,278.50
HRLY - Hourly	181,431.2500	3,770,799.49	Child Support	24,264.29
INT JAILER-HRLY - Intermediate Jailer-Hourly	.0000	400.00	Colonial / Hospital Medical Bridg	154.05
INT PO APPOINTED - Intermediate Peace Off-Appointed	.0000	125.00	Colonial Accident	295.95
INT PO HOURLY - Intermediate Peace Off-Hourly	.0000	725.00	Colonial Cancer	869.90
INTERPRETER SUPP - Interpreter Supplement	.0000	230.75	Colonial Critical Illness	134.55
JDO-SUPP - Juv Det Officer Cert Suppmnt	.0000	6,524.00	Colonial Level Term Life	2,019.41
JPO CHIEF CERT - JPO Certification Pav for Chief	.0000	466.50	Colonial Short Term Disability	699.00
JPO-SUPP - JPO Certification Pav	.0000	4,198.50	Dental-EE(+CH)	13,540.50
JUV BOARD - Juvenile Board Salary	.0000	2,400.00	Dental-EE(+FAM)	18,315.00
JUV MEALS - Juvenile Meals other than trna	.0000	180.00	Dental-EE(+SP)	6,670.00
LONGEVITY-ATTY - Longevity for Attorneys Orlv	.0000	6,100.00	Dental-EE(ONLY)	12,485.00
MASTER JAILER-HR - Master Jailer Hourly	.0000	800.00	IRS Tax Levv	700.00
MASTER PO HRLY - Master Peace Officer Hourly	.0000	14,300.00	Medical-EE(+CH)	62,322.00
MASTER PO-ELECTE - Master Peace Officer-Elected	.0000	2,000.00	Medical-EE(+FAM)	65,625.00
MASTER TELE-HRLY - Master Telecommunicator-Hrlv	.0000	1,380.00	Medical-EE(+SP)	26,549.00
MEALS - Meals	.0000	285.00	Nationwide Deferred Comp	14,365.00
MEALS-COMM 3 - Meals-Commissioner Pct 3	.0000	45.00	Property Tax Escrow Accounts	14,750.00
MILITARY - Military Leave With Pav	327.0000	6,252.60	Retirement-Hourly/Salary	327,258.74
OT - Overtime	2,273.7500	49,568.02	Retirement-Monthly	322.46
OT FLSA REG - Regular Overtime	.0000	29,029.66	Retirement-Salary	47,429.31
OT ST - Overtime Straight Time	50.2500	1,001.60	Student Loan	1,262.00
PERS ACCRUED - Personal Time Accrued	312.0000	.00	United Way	160.00
PERS LOST - Personal Time Lost	132.7500	.00	Valic Deferred Comp	26,593.20
PERS SAL - Personal Days Used Sal Employee	160.0000	.00	Vision Employee + Child(ren)	1,360.32
PERS USED - Personal Time Used	4,637.2500	94,880.48	Vision Employee + Family	1,929.84
PT - Part Time Employee	5,009.5000	79,434.04	Vision Employee + Spouse	818.10
PT- SALARY - Part Time Salaried	.0000	6,137.00	Vision Employee Only	1,442.61
PT-OT - Part Time Overtime	.0000	282.66	Net	\$3,671,130.94
SAL APPOINTED - Salary Appointed Officials	.0000	159,779.50		
SAL ELECTED - Salary Elected Officials	.0000	285,592.60	Benefits	Amount
SALARY - Salary	.0000	393,286.20	Juvenile Probation Medical/Denta	36,923.00
SERT OFFICER - SERT Officer	.0000	7,360.00	Medical and Dental Contributions	889,844.30
SICK ACCRUED - Sick Time Accrued	5,583.8932	.00	Retirement-Hourly/Salary	502,576.39
SICK LEAVE POOL - Sick Pool Hours Received	27.5000	.00	Retirement-Monthly	495.22
SICK LOST - Sick Lost	991.0394	.00	Retirement-Salary	72,837.77
SICK POOL DONATE - Sick Hours Donated to Pool	474.0000	.00	Total	\$1,502,676.68
SICK SALARY - Sick Salaried Employee	128.0000	.00		
SICK USED - Sick Time Used	5,142.5000	107,225.78		
STATE SUPP - State Supplement Elected	.0000	4,806.66		
SUPPLEMENTAL PAY - Supplemental Pav	.0000	384.60		
TAX SUPP - Tax Office Supp. School Funds	.0000	192.30		
TFC - Adult Probation Instructor	.0000	350.32		
UNIFORM - Uniform Allowance	.0000	2,700.00		
UNIFORM ELECTED - Elected Officials Uniform Allowa	.0000	337.50		
UNIFORM RENTAL - Uniform Rental Non Cash Use Fee	.0000	807.55		
VAC ACCRUED - Vacation Accrued	8,672.2816	.00		
VAC LOST - Vacation Lost	85.7667	.00		
VAC SALARY - Vacation Used Salaried Employee	80.0000	.00		
VAC USED - Vacation Used-hourly	5,232.6260	110,570.03		
VEHICLE - Vehicle Non Cash Use Fee	.0000	2,376.00		
VJ - Visitina Judae	.0000	640.80		
WC TAXED - Workers Comp Taxed	434.2500	10,577.37		
Total	231,448.1919	\$5,386,251.12		



Texas County and District Retirement System
Retirement Contribution Certification

TCDRS-3A
 Revised 3/05

Employer Name Guadalupe County Employer Number 193

Contact Person JENNIFER CORBIN Telephone Number 830-303-4188 ext. 1374

Reporting Month/Year Feb-17

I certify this to be a true and complete report of the retirement contributions required by the Texas County and District Retirement System for the above employer.

Hinda Douglass
 Signature of Authorized Official

County Treasurer
 Title

Calculation of Funds

Employee Deposits

Employee Deposits Grand Total \$150,648.03

Employer Contributions

	Employee Deposits Grand Total	Employee Deposit Rate	Employer Contribution Rate	
Employer Contribution:	<u>150,648.03</u>	<u>7%</u>	<u>10.75%</u>	\$231,352.39
Optional Group Term Life	<u>150,648.03</u>	<u>0%</u>	<u>0.00%</u>	\$0.00

Monthly Adjustment Report Totals from TCDRS-3B

Total Employee Deposit Adjustments	\$0.00	
Total Employer Contribution Adjustments	\$0.00	
Total Optional Group Term Life Adjustments	\$0.00	
Total Adjustments		\$0.00

Overpayments/Underpayments from Previous Reports

Add or Subtract Payment Variances from Prior Report \$0.00

Total Funds Due	\$382,000.42
TOTAL FUNDS SUBMITTED	\$382,000.42
Difference	\$0.00



Texas County and District Retirement System

Retirement Contribution Certification

TCDRS-3A
Revised 3/05

Employer Name Guadalupe County Employer Number 193

Contact Person JENNIFER CORBIN Telephone Number 830-303-4188 ext. 1374

Reporting Month/Year Mar-17

I certify this to be a true and complete report of the retirement contributions required by the Texas County and District Retirement System for the above employer.

Hinda Douglass
Signature of Authorized Official

County Treasurer
Title

Calculation of Funds

Employee Deposits

Employee Deposits Grand Total \$224,362.48

Employer Contributions

	Employee Deposits Grand Total	Employee Deposit Rate	Employer Contribution Rate	
Employer Contribution:	224,362.48	7%	10.75%	\$344,556.99
Optional Group Term Life		0%	0.00%	\$0.00

Monthly Adjustment Report Totals from TCERS-3B

Total Employee Deposit Adjustments	\$0.00	
Total Employer Contribution Adjustments	\$0.00	
Total Optional Group Term Life Adjustments	\$0.00	
Total Adjustments		\$0.00

Overpayments/Underpayments from Previous Reports

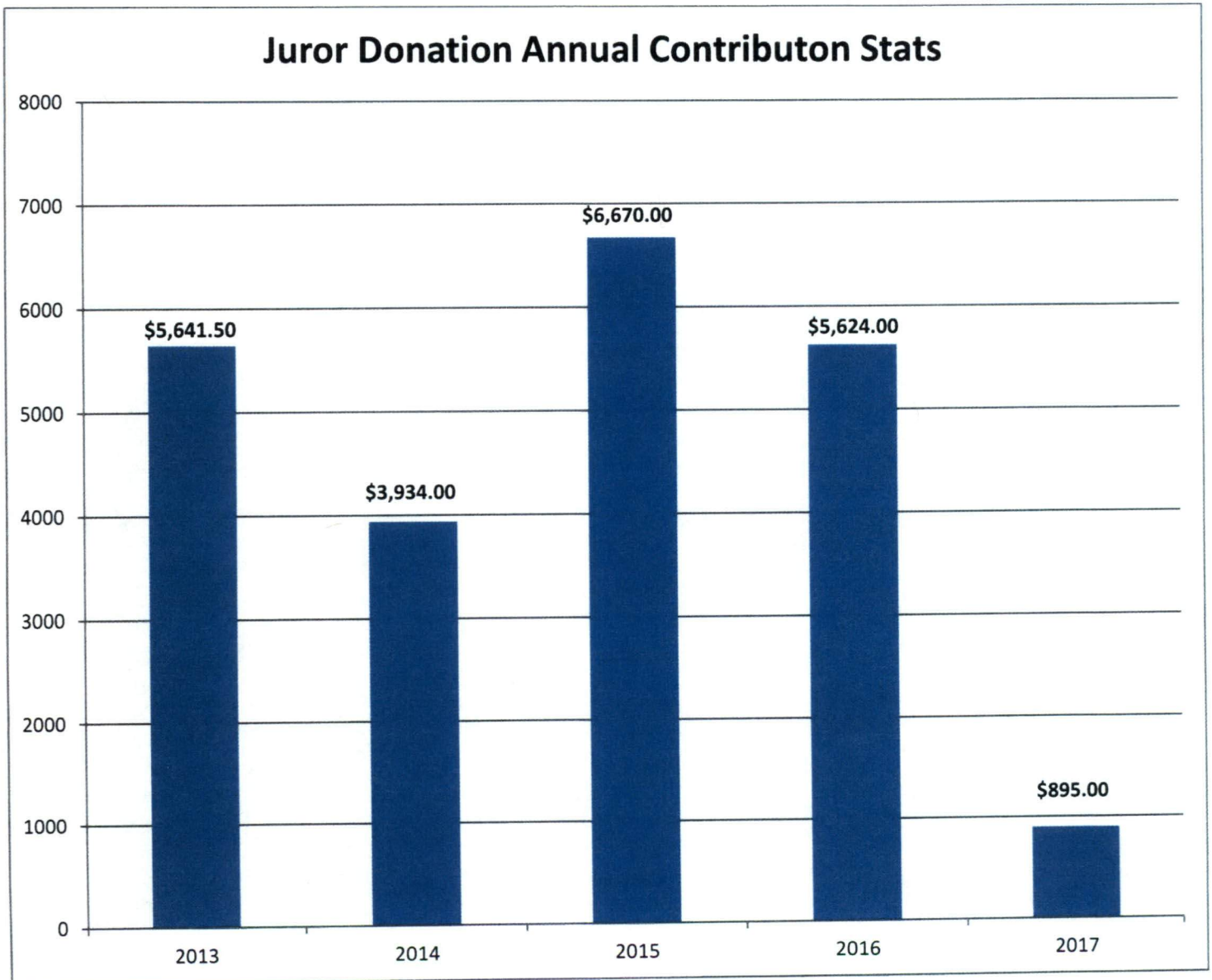
Add or Subtract Payment Variances from Prior Report	\$0.00
Total Funds Due	\$568,919.47
TOTAL FUNDS SUBMITTED	\$568,919.47
Difference	\$0.00

Annual Juror Donations and Charities

Jurors are able to donate all or part of their pay to the following charities:

- Court Appointed Special Advocates (CASA)
- Guadalupe County Child Welfare Service
- Guadalupe County Crime Stoppers
- Guadalupe Valley Family Violence Shelter
- Rural Area Parenting Services (RAPPS)
- Texas Victims Compensation Fund
- Veterans Court Program

Historical Data on Annual Juror Donations to Non-Profits



As of: 03/31/2017

Section 5
Investment Report

**GUADALUPE COUNTY TREASURER'S INVESTMENT REPORT
FOR THE PERIOD OF FEBRUARY 1, 2017 THRU MARCH 31, 2017**

TABLE OF CONTENTS

Investment Report Summary Statement	<i>Page Number</i>
Table of Contents	1
Summary Statement	2
Cash Balances	2
Collateral Adequacy	2
Investment Strategy	3
Description of Investment Instruments	4
Current Portfolio Activity	
A. Certificates of Deposit	5
B. Portfolio by Type of Investment	6
C. Interest Rates History by Month and Year	7
D. Interest Earnings by Fund	8
E. General Ledger Investment Balances	9
F. Bank Accounts Available Cash Balances	10
G. Guadalupe County Investment Portfolio	11

***GUADALUPE COUNTY TREASURER'S INVESTMENT REPORT
FOR THE PERIOD OF FEBRUARY 1, 2017 THRU MARCH 31, 2017***

SUBMITTED TO: COMMISSIONERS' COURT, GUADALUPE COUNTY

This report is prepared in accordance with the provisions of Government Code 2256.023, The Public Funds Investment Act, which require at least quarterly reporting of investment transactions for county funds to the Commissioners' Court. The investments held in Guadalupe County's portfolio comply with the Public Funds Investment Act and with the County's Investment Policy and Strategies.

Summary Statement

This report summarizes the County's investment portfolio position and performance for the period of February 1, 2017 thru March 31, 2017

Currently the County's investments are made utilizing Texas Class Investment Pool, Certificates of Deposit and Money Market Funds. Pools combine the cash of participating jurisdictions and invest the assets in securities otherwise allowed under state law as regarding government investments. During the current 2016-2017 fiscal year, interest earnings totaled \$113,346.56 for the period of February 1, 2017 thru March 31, 2017. (See "Interest Earnings by Fund" schedule on page 8). These interest earnings include amounts earned from Texas Class, Schertz Bank & Trust, First United Bank and Certificates of Deposit.

Cash Balances

"Cash balances" means the dollar amount in a checking account that can be transferred, invested, used to pay down a loan, or left in the account for compensation purposes. The total available cash balances on-hand in First United Bank and Schertz Bank for the period of February 1, 2017 thru March 31, 2017 was \$28,547,561.96 (see "Cash Balances" schedule on page 10). Balances in Texas Class and Certificates of Deposit made up 73% of all invested monies. Cash balances in First United Bank accounts are monitored on a daily basis.

Collateral Adequacy

Collateral on cash balances in First United Bank was adequate during the month. Per the pledge collateral holdings report from the Texas Independent Bank (TIB), the third party holding the collateral, the collateral pledged as of March 31, 2017 was \$32,909,471.65. Schertz Bank and Trust collateral holdings with the Federal Home and Loan Bank of Dallas are pledged by an Irrevocable Standby Letter of Credit in the amount of \$35,000,000.00. Marion State Bank collateral pledged as of March 31, 2017 was \$7,926,924.42.

Investment Strategy

In accordance with the Public Funds Investment Act, Guadalupe County Investment Strategies shall address the following priorities:

- Understanding of the suitability of the investment to the financial requirements of the County;
- Preservation and safety of principal
- Liquidity
- Marketability of the investment if the need arises to liquidate the investment before maturity;
- Diversification of the investment portfolio; and
- Yield


A portion of the operating portfolio will be used to invest funds in Texas Class Investment Pool and Money Market Funds. Available funds can be invested in highly liquid short-term Treasury Bills, Agency Discount Notes, and Certificates of Deposit with a stated maturity of thirty-six (36) months or less when their yield exceeds Texas Class or Money Market Fund Rates. The dollar weighted average maturity of 365 days or less will be calculated using the stated final maturity dates of each security.

The County will attempt to diversify its investments to help insure the financial security and optimum liquidity of funds while achieving the maximum yield adhering to the County Investment Policy and state laws.

Monies will continue to be invested in a positive manner based on cash flow needs of Guadalupe County. Investments are made with the intention of holding to maturity, but with the ability to liquidate should funds be needed at any time. As always, we remain focused on safety, liquidity and then yield. We will avoid speculative investing and maintain the highest professional and ethical standards as custodians of the public trust.

This report has been prepared in compliance with the Local Government Code 116.112 and Government Code, Subchapter A, Chapter 2256, Public Funds Investment Act.

May 16, 2017
Submitted by:


Linda Douglass, CCT CIO,
Guadalupe County Treasurer

DESCRIPTION OF INVESTMENT INSTRUMENTS

Descriptions of the different instruments are as follows:

Certificates of Deposit - A deposit of funds, in a bank or savings and loan association, for a specified term that earns interest at a specified rate or rate formula. CD's may be secured or unsecured. They may be for terms as short as 1 week or as long as or longer than 10 years.

Commercial Paper - Unsecured, short-term promissory notes issued by corporations for specific amounts and with specific maturity dates. Commercial Paper may be sold on a discount basis or may bear interest. Terms can be as short as 1 day and usually do not exceed 270 days

Discount Notes - Securities that do not pay periodic interest. Investors earn the difference between the discount issue price and the full face value paid at maturity.

Fair Value - the amount at which a financial instrument could be exchanged in a current transaction between willing parties, other than in a force or liquidation sale.

Federal Agencies - were created to provide credit to various sectors of the economy. They include issuance of discount notes, coupon notes and bonds, and mortgage securities.

Market Value - the amount of which an instrument can be sold on a given date, prior to maturity.

Money Market Mutual Fund - are interest bearing funds that invest in short term investments so that the funds remain liquid and available to depositors. Such funds will normally include in their investment objectives the maintenance of a stable net asset value. The dollar-weighted average stated maturity of such funds is usually 60 days or less.

Par Value - the amount the collateral is worth if it's sold as face value.

Repurchase Agreements (Repos) - are short-term agreements to purchase securities and then, at a specified time, sell them back to the original party at the same price. Repos are agreements, not instruments, and transactions are generally subject to a Master Repurchase Agreement that stipulates the rights and obligations of the parties involved. The securities delivered are considered collateral and are usually treasuries, agencies, or mortgages. A stated "Repo rate" is the rate of interest that may be earned calculated on an actual-day month/360-day year basis.

Treasury Bills - are issued at a discount at an auction conducted by the Federal Reserve Bank. Bills may be issued in maturities of 3-months, 6-months, or 1-year. The difference between the face amount at maturity and the discounted amount paid by the investor is the income earned on the security. The market for treasury bills is the most active and most carefully watched sector in the world. Every other type of security trades at a basis spread over treasuries.

Treasury Notes & Bonds - are interest-bearing securities with a stated coupon rate issued at or near face value and redeemable at face value. Notes have maturities from 1 to 10 years and bonds have maturities from 10 to 30 years.

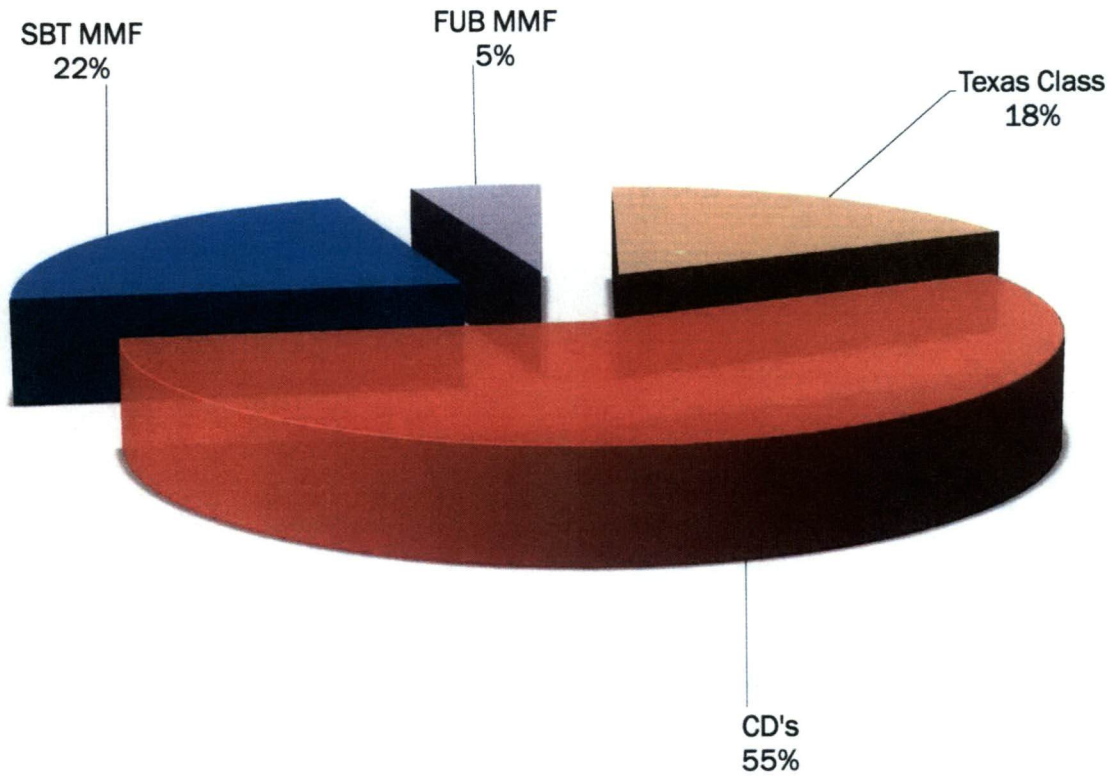
CERTIFICATES OF DEPOSITS

ACCT. #	DESCRIPTION	ORIGINAL PURCHASE DATE	ORIGINAL PURCHASE AMOUNT	RENEWED PURCHASE AMOUNT	MATURITY DATE	INTEREST RATE	ENDING MKT/VALUE 01/31/2017	FEB - MAR INTEREST ACCRUED FOR FY16-17	ENDING MKT/VALUE 03/31/17
XX378	MARION 18 mos.	8/5/2009	\$1,000,000.00	\$1,053,146.54	8/5/2018	1.25%	\$ 1,052,342.15	\$ 1,825.80	\$ 1,054,167.95
					*CD Renewed 2/05/17- rate from 0.90% to 1.25% *CD Renewed 8/05/15- rate from 0.65% to 0.90% *CD Renewed 2/05/14- rate from 0.70% to 0.65% *CD Renewed 8/15/12- rate from 1.20% to 0.70% *CD Renewed 2/05/11- rate from 1.98% to 1.20%				
XX682	MARION 12 mos.	2/3/2012	\$3,000,000.00	3,088,707.09	2/3/2017	1.25%	\$ 3,124,327.95	\$ -	Redeemed
XX509	MARION 18 mos.	4/23/2010	\$1,000,000.00	\$1,053,804.56	4/23/2017	0.90%	\$ 1,067,907.70	\$ 1,554.15	\$ 1,069,461.85
					*CD Renewed 04/23/16- rate from 0.65% to 0.90% *CD Renewed 04/23/15- rate from 1.20% to 0.65% Rate Changed 5/03/2014 from 0.65% to 1.20% *CD Renewed 04/23/14- rate from 0.65% to 0.65% *CD Renewed 04/23/13- rate from 0.60% to 0.65% *CD Renewed 04/23/12- rate from 1.20% to 0.60% *CD Renewed 04/23/11- rate from 1.59% to 1.20%				
XX980	MARION 12 mos.	5/10/2016	\$2,000,000.00	\$2,000,000.00	5/10/2017	1.00%	\$ 2,013,464.14	\$ 3,255.96	\$ 2,016,720.10
XX016	MARION 12 mos.	2/17/2017	\$2,000,000.00	N / A	2/17/2018	1.20%	\$ 2,000,000.00	\$ 1,841.10	\$ 2,001,841.10
XX017	MARION 24 mos.	2/17/2017	\$2,000,000.00	N / A	2/17/2019	1.55%	\$ 2,000,000.00	\$ 2,378.08	\$ 2,002,378.08
XXX899	Marion 24 mos.	1/31/2015	\$1,006,519.41	\$1,006,519.41	1/31/2017	1.25%	\$ 1,032,021.47	\$ -	Redeemed
XX00204 EBA	SCHERTZ 12 mos.	8/1/2013	\$1,000,000.00	\$1,012,568.16	7/31/2017	1.00%	\$ 1,025,844.94	\$ -	\$ 1,025,844.94
					*CD Renewed 07/31/2016 - rate from 0.80% to 1.00 % *CD Renewed 8/01/15- rate from 0.75% to 0.80% *CD Renewed 8/01/14- rate from 0.50% to 0.75%				
XX00248	SCHERTZ 18 mos.	8/6/2015	\$1,500,000.00	\$1,526,181.56	8/6/2018	1.25%	\$ 1,521,770.51	\$ 4,411.05	\$ 1,526,181.56
					*CD Renewed 02/06/2017 - rate from 1.15% to 1.25 %				
XX00250	SCHERTZ 24 mos.	8/7/2015	\$2,000,000.00	\$2,000,000.00	8/7/2017	1.25%	\$ 2,031,567.28	\$ 6,400.83	\$ 2,037,968.11
XX00257	SCHERTZ 24 mos.	2/12/2016	\$2,500,000.00	\$2,500,000.00	2/12/2018	1.30%	\$ 2,524,476.71	\$ 8,271.98	\$ 2,532,748.69
XX00258	SCHERTZ 18 mos.	2/12/2016	\$2,500,000.00	\$2,500,000.00	8/12/2017	1.20%	\$ 2,522,505.55	\$ 7,629.72	\$ 2,530,135.27
XX00259	SCHERTZ 36 mos.	2/12/2016	\$5,000,000.00	\$5,000,000.00	2/12/2019	1.40%	\$ 5,052,732.23	\$ 17,829.92	\$ 5,070,562.15
XX00261	SCHERTZ 36 mos.	5/13/2016	\$5,000,000.00	\$5,000,000.00	5/12/2019	1.40%	\$ 5,035,157.48	\$ 17,767.90	\$ 5,052,925.38
XX00280	SCHERTZ 6 mos.	2/16/2017	\$1,000,000.00	N / A	8/15/2017	0.90%	\$ 1,000,000.00	\$ -	\$ 1,000,000.00
XX00281	SCHERTZ 12 mos.	2/16/2017	\$2,000,000.00	N / A	2/16/2018	1.20%	\$ 2,000,000.00	\$ -	\$ 2,000,000.00
Sub-Totals:			\$34,506,519.41	\$27,740,927.32			Total GL CD's \$ 35,004,118.11	\$ 73,166.49	\$ 30,920,935.18
Less Redeemed CD's			-\$4,006,519.41	-\$4,095,226.50			Less redeemed CD's -\$4,156,349.42		
Grand Totals			\$30,500,000.00	\$23,645,700.82			\$ 30,847,768.69		

G/L Balance 03/31/2017

PORTFOLIO BY TYPE OF INVESTMENT

Texas Class	\$	10,018,665.76
CD's	\$	30,920,935.18
SBT MMF	\$	12,185,684.34
FUB MMF	\$	2,972,662.85
TOTAL INVESTMENTS	\$	56,097,948.13



INTEREST RATES HISTORY BY MONTH AND YEAR

FIRST UNITED BANK

	2007	2008	2009	2010	2011	2012	2013	2014	2015	2016	2017
JAN	3.62%	2.510%	0.10%	0.10%	0.10%	0.05%	0.15%	0.10%	0.10%	0.10%	0.10%
FEB	3.62%	2.240%	0.10%	0.10%	0.10%	0.05%	0.15%	0.10%	0.10%	0.10%	0.10%
MAR	3.62%	1.710%	0.10%	0.10%	0.10%	0.05%	0.15%	0.10%	0.10%	0.10%	0.10%
APR	3.62%	0.878%	0.10%	0.10%	0.10%	0.05%	0.15%	0.10%	0.10%	0.10%	0.10%
MAY	3.62%	0.818%	0.10%	0.10%	0.05%	0.05%	0.15%	0.10%	0.10%	0.10%	0.10%
JUNE	4.27%	1.210%	0.10%	0.10%	0.05%	0.05%	0.15%	0.10%	0.10%	0.10%	0.10%
JULY	4.13%	1.394%	0.10%	0.10%	0.05%	0.05%	0.15%	0.10%	0.10%	0.10%	0.10%
AUG	4.33%	1.218%	0.10%	0.10%	0.05%	0.05%	0.10%	0.10%	0.10%	0.10%	0.10%
SEPT	3.84%	1.285%	0.10%	0.10%	0.05%	0.05%	0.10%	0.10%	0.10%	0.10%	0.10%
OCT	3.50%	0.650%	0.10%	0.10%	0.05%	0.05%	0.10%	0.10%	0.10%	0.10%	0.10%
NOV	3.46%	0.190%	0.10%	0.10%	0.05%	0.05%	0.10%	0.10%	0.10%	0.10%	0.10%
DEC	2.99%	0.10%	0.10%	0.10%	0.05%	0.15%	0.10%	0.10%	0.10%	0.10%	0.10%

FUB-MONEY MARKET FUND

	2007	2008	2009	2010	2011	2012	2013	2014	2015	2016	2017
JAN								0.35%	0.15%	0.15%	0.15%
FEB								0.20%	0.15%	0.15%	0.15%
MAR								0.15%	0.15%	0.15%	0.15%
APR								0.15%	0.15%	0.15%	0.15%
MAY								0.15%	0.15%	0.15%	0.15%
JUNE							0.35%	0.15%	0.15%	0.15%	0.15%
JULY							0.35%	0.15%	0.15%	0.15%	0.15%
AUG							0.35%	0.15%	0.15%	0.15%	0.15%
SEPT							0.35%	0.15%	0.15%	0.15%	0.15%
OCT							0.35%	0.15%	0.15%	0.15%	0.15%
NOV							0.35%	0.15%	0.15%	0.15%	0.15%
DEC							0.35%	0.15%	0.15%	0.15%	0.15%

SCHERTZ BANK & TRUST MONEY MARKET FUND

	2007	2008	2009	2010	2011	2012	2013	2014	2015	2016	2017
JAN									0.55%	0.55%	0.60%
FEB									0.55%	0.55%	0.60%
MAR									0.55%	0.55%	0.60%
APR									0.55%	0.55%	0.60%
MAY								0.55%	0.55%	0.55%	0.60%
JUNE								0.55%	0.55%	0.60%	0.60%
JULY								0.55%	0.55%	0.60%	0.60%
AUG								0.55%	0.55%	0.60%	0.60%
SEPT								0.55%	0.55%	0.60%	0.60%
OCT								0.55%	0.55%	0.60%	0.60%
NOV								0.55%	0.55%	0.60%	0.60%
DEC								0.55%	0.55%	0.60%	0.60%

TEXAS CLASS INVESTMENT POOL

	2007	2008	2009	2010	2011	2012	2013	2014	2015	2016	2017
JAN	5.43%	4.43%	0.96%	0.22%	0.22%	0.21%	0.18%	0.10%	0.11%	0.42%	0.96%
FEB	5.48%	3.64%	0.71%	0.23%	0.18%	0.24%	0.18%	0.10%	0.11%	0.49%	0.97%
MAR	5.44%	3.17%	0.62%	0.22%	0.17%	0.24%	0.18%	0.10%	0.12%	0.54%	1.00%
APR	5.45%	2.78%	0.56%	0.22%	0.17%	0.25%	0.16%	0.10%	0.14%	0.57%	0.97%
MAY	5.42%	2.57%	0.48%	0.23%	0.16%	0.26%	0.16%	0.10%	0.14%	0.59%	0.97%
JUNE	5.45%	2.51%	0.40%	0.26%	0.16%	0.26%	0.16%	0.10%	0.15%	0.63%	0.97%
JULY	5.42%	2.50%	0.38%	0.29%	0.14%	0.24%	0.14%	0.10%	0.16%	0.64%	0.97%
AUG	5.55%	2.51%	0.35%	0.30%	0.14%	0.24%	0.10%	0.10%	0.18%	0.70%	0.97%
SEPT	5.61%	2.47%	0.32%	0.29%	0.14%	0.23%	0.09%	0.10%	0.19%	0.77%	0.97%
OCT	5.12%	2.05%	0.30%	0.26%	0.14%	0.21%	0.09%	0.10%	0.21%	0.83%	0.97%
NOV	4.91%	1.67%	0.28%	0.25%	0.19%	0.19%	0.10%	0.10%	0.24%	0.84%	0.97%
DEC	4.83%	1.48%	0.25%	0.24%	0.19%	0.21%	0.10%	0.10%	0.29%	0.89%	0.97%

**INTEREST EARNINGS BY FUND
FY 2016 / 2017**

ACCOUNT NAME	OCT.2016- JAN.2017 INTEREST	FEB. 2017 INTEREST	MAR. 2017 INTEREST	TOTAL INTEREST YEAR-TO-DATE	ANNUAL BUDGET FY 16-17	YTD DIFFERENCE
GENERAL						
100-409-330-7610	\$ 115,182.39	\$ 83,745.80	\$ 21,333.18	\$ 220,261.37	\$ 240,000.00	\$ (19,738.63)
100-499-330-7610	\$ 1,500.37	\$ 277.67	\$ 122.36	\$ 1,900.40	\$ 1,000.00	\$ 900.40
ROAD & BRIDGE						
200-620-330-7610	\$ 8,385.21	\$ 3,431.73	\$ 2,948.46	\$ 14,765.40	\$ 20,000.00	\$ (5,234.60)
JUVENILE PROBATION						
325-672-330-7610	\$ 297.56	\$ 58.14	\$ 104.10	\$ 459.80	\$ 1,300.00	\$ (840.20)
325-672-330-7611	\$ 96.57	\$ 10.29	\$ 11.68	\$ 118.54	\$ 150.00	\$ (31.46)
326-672-330-7610	\$ 2.77	\$ 0.84	\$ 1.24	\$ 4.85	\$ 9.00	\$ (4.15)
327-672-330-7610	\$ 15.09	\$ 3.92	\$ 4.96	\$ 23.97	\$ 50.00	\$ (26.03)
SHERIFF'S FORFEITURE						
403-100-330-7610	\$ 27.52	\$ 9.52	\$ 11.78	\$ 48.82	\$ -	\$ 48.82
405-100-330-7610	\$ 43.29	\$ 11.08	\$ 14.90	\$ 69.27	\$ -	\$ 69.27
SPECIAL REVENUE						
411-100-330-7610	\$ 530.18	\$ 95.11	\$ 91.14	\$ 716.43	\$ 2,000.00	\$ (1,283.57)
CONSTABLE 3 STATE FF						
453-100-330-7610	\$ 0.39	\$ 0.47	\$ 0.48	\$ 1.34	\$ -	\$ 1.34
GENERAL DEBT SERVICES						
600-680-330-7610	\$ 2,052.00	\$ 205.66	\$ 250.99	\$ 2,508.65	\$ -	\$ 2,508.65
JAIL COMMISSARY FUND						
800-100-330-7610	\$ 40.86	\$ 16.23	\$ 16.72	\$ 73.81	\$ -	\$ 73.81
EMPLOYEE BENEFIT FUND						
850-698-330-7610	\$ 5,768.57	\$ 179.46	\$ 204.15	\$ 6,152.18	\$ 10,000.00	\$ (3,847.82)
WORKERS' COMP FUND						
855-699-330-7610	\$ 365.49	\$ 83.47	\$ 101.03	\$ 549.99	\$ -	\$ 549.99
TOTAL INTEREST EARNED	\$134,308.26	\$88,129.39	\$25,217.17	\$247,654.82	\$ 274,509.00	\$ (26,854.18)

**Interest earned includes all investment interest (both Texas Class and Certificates of Deposit) and interest earned on all demand deposit accounts and Money Market Fund accounts.*

GENERAL LEDGER INVESTMENTS FOR THE PERIOD OF FEBRUARY 2017 - MARCH 2017

FIRST UNITED BANK MMF GENERAL LEDGER INVESTMENTS

UND	ACCOUNT NAME	BEGINNING BALANCE	TOTAL DEPOSITS	TOTAL WITHDRAWALS	TOTAL INTEREST	INTERFUND **DEPOSITS	INTER-FUND W/D	ENDING BALANCE
324	JUVENILE PROBATION	\$ 66,000.00	\$ -	\$ -	\$ -	\$ -	\$ -	\$ 66,000.00
325	JUVENILE PROBATION	\$ 698,686.12	\$ 655,000.00	\$ (460,000.00)	\$ 164.75	\$ -	\$ -	\$ 893,850.87
	SUB-TOTAL	\$ 764,686.12	\$ 655,000.00	\$ (460,000.00)	\$ 164.75	\$ -	\$ -	\$ 959,850.87
850	EMPLOYEE BENEFIT	\$ 1,307,039.63	\$ -	\$ -	\$ 327.67	\$ -	\$ -	\$ 1,307,367.30
855	WORKER'S COMP	\$ 705,267.86	\$ -	\$ -	\$ 176.82	\$ -	\$ -	\$ 705,444.68
	SUB-TOTAL	\$ 2,012,307.49	\$ -	\$ -	\$ 504.49	\$ -	\$ -	\$ 2,012,811.98
	GRAND-TOTAL	\$ 2,776,993.61	\$ 655,000.00	\$ (460,000.00)	\$ 669.24	\$ -	\$ -	\$ 2,972,662.85

TEXAS CLASS GENERAL LEDGER INVESTMENTS

FUND	ACCOUNT NAME	BEGINNING BALANCE	TOTAL DEPOSITS	TOTAL WITHDRAWALS	TOTAL INTEREST	INTERFUND **DEPOSITS	INTER-FUND W/D	ENDING BALANCE
100	GENERAL FUND	\$ 18,274,204.94	\$ 5,158,038.90	\$ (14,775,000.00)	\$ 19,765.61	\$ -	\$ -	\$ 8,677,009.45
200	ROAD & BRIDGE	\$ 4,534,784.39	\$ 892,838.29	\$ (4,000,000.00)	\$ 4,307.81	\$ -	\$ -	\$ 1,431,930.49
600	DEBT SERVICE	\$ 440,154.96	\$ 305,530.56	\$ (725,000.00)	\$ 456.65	\$ -	\$ -	\$ 21,142.17
	GRAND-TOTAL	\$ 23,249,144.29	\$ 6,356,407.75	\$ (19,500,000.00)	\$ 24,530.07	\$ -	\$ -	\$ 10,130,082.11

SCHERTZ BANK & TRUST MMF GENERAL LEDGER INVESTMENTS

FUND	ACCOUNT NAME	BEGINNING BALANCE	TOTAL DEPOSITS	TOTAL WITHDRAWALS	TOTAL INTEREST	INTERFUND **DEPOSITS	INTER-FUND W/D	ENDING BALANCE
100	GENERAL FUND	\$ 3,718.67	\$ 11,100,000.00	\$ (3,000,000.00)	\$ 6,917.92	\$ -	\$ -	\$ 8,110,636.59
200	ROAD & BRIDGE FUND	\$ 88,731.20	\$ 2,500,000.00	\$ -	\$ 2,013.06	\$ -	\$ -	\$ 2,590,744.26
410	COUNTY CLERK	\$ 652,431.25	\$ -	\$ -	\$ -	\$ -	\$ -	\$ 652,431.25
411	COUNTY CLERK	\$ 156,704.45	\$ -	\$ -	\$ 167.79	\$ -	\$ -	\$ 156,872.24
435	ALTERNATIVE DISPUTE	\$ 250,000.00	\$ -	\$ -	\$ -	\$ -	\$ -	\$ 250,000.00
600	DEBT SERVICE	\$ 25,000.00	\$ 400,000.00	\$ -	\$ -	\$ -	\$ -	\$ 425,000.00
700	CAPITOL PROJECT FUND	\$ -	\$ -	\$ -	\$ -	\$ -	\$ -	\$ -
	GRAND-TOTAL	\$ 1,176,585.57	\$ 14,000,000.00	\$ (3,000,000.00)	\$ 9,098.77	\$ -	\$ -	\$ 12,185,684.34

GUADALUPE COUNTY AVAILABLE CASH BALANCES AS OF 03/31/2017

FUND	ACCT #	FIRST UNITED BANK		SCHERTZ BANK
		ACCOUNTS	MONEY MARKET	MONEY MARKET
GENERAL FUND	XX3313	\$ 3,194,906.45		\$ 12,185,684.34
CREDIT CARD ACCOUNT	XX1873	\$ 137,519.71		
PAYROLL ACCT.	XX4824	\$ 1,148,689.90		
JUVENILE PROBATION	XX2308	\$ 42,903.60	\$ 959,850.87	
SHERIFF'S FORFEITURE	XX4867	\$ 368,292.63		
STATE FORFEITURE PROCEEDS PCT 3	XX3844	\$ 6,350.33		
EMPLOYEE BENEFIT	XX4645	\$ 127,296.16	\$ 1,307,367.30	
FSA-AFLAC	XX2748	\$ 24,001.24		
WORKER'S COMP	XX6274	\$ -	\$ 705,444.68	
JURY FUND	XX6317	\$ 18,456.93		
CHILD PROTECTION	XX4832	\$ 17,688.77		
TAX ASSESSOR REFUND ACCT	XX1857	\$ 430,892.50		
TAX ASSESSOR MOTOR VEHICLE INV TAX	XX4883	\$ 57,319.92		
TAX ASSESSOR ESCROW ACCT	XX1830	\$ 634,123.05		
TAX ASSESSOR PROPERTY TAX ACCT	XX1849	\$ 388,758.76		
TAX ASSESSOR VEHICLE SALES TAX	XX4891	\$ 186,003.21		
BOAT SALES TAX	XX2020	\$ 3,098.37		
BOAT REGISTRATION	XX2012	\$ 10,106.42		
VEHICLE REGISTRATION	XX4905	\$ 1,217,732.60		
DISTRICT CLERK	XX6211	\$ 4,768.36		
DISTRICT CLERK REGISTRY OF COURT	XX2154	\$ 644,032.46		
SHERIFF'S DEPT. INMATE FUND	XX1652	\$ 32,426.59		
COUNTY CLERK REGISTRY OF COURT	XX1717	\$ 686,567.87		
FEMA HOME ELEVATION GRANT	XX6491	\$ 3,770,388.27		
BAIL BOND SECURITY	XX6475	\$ 236,890.67		
TOTAL CASH BALANCES		\$ 13,389,214.77	\$ 2,972,662.85	\$ 12,185,684.34
TOTAL AVAILABLE CASH				
BALANCES AS OF 3/31/2017				\$ 28,547,561.96

GUADALUPE COUNTY INVESTMENT PORTFOLIO FOR FEBRUARY 2017 - MARCH 2017

Certificates of Deposit

Description	Origination Date	Orgination Amount	Maturity Date	Renewal Date	Interest Pays	Interest Rate	Beginning Principal Balance	Interest Paid	Ending Book Value
MST XXXX378	08/05/09	\$ 1,053,146.54	08/05/18	02/05/17	Monthly	1.25%	\$ 1,052,342.15	\$ 1,825.80	\$ 1,054,167.95
MST XXXX509	04/23/10	\$ 1,000,000.00	04/23/17	04/23/16	Monthly	0.90%	\$ 1,067,907.70	\$ 1,554.15	\$ 1,069,461.85
MST XXXX980	05/10/16	\$ 2,000,000.00	05/10/17		Monthly	1.00%	\$ 2,013,464.14	\$ 3,255.96	\$ 2,016,720.10
MST XXXX016	02/17/17	\$ 2,000,000.00	02/17/18		Monthly	1.20%	\$ 2,000,000.00	\$ 1,841.10	\$ 2,001,841.10
MST XXXX017	02/17/17	\$ 2,000,000.00	02/17/19		Monthly	1.55%	\$ 2,000,000.00	\$ 2,378.08	\$ 2,002,378.08
SBT XXX0204 - EBA	08/01/13	\$ 1,000,000.00	07/31/17	07/31/16	Quarterly	1.00%	\$ 1,025,844.94	\$ -	\$ 1,025,844.94
SBT XXXX248	08/06/15	\$ 1,526,181.56	08/06/18	02/06/17	Quarterly	1.25%	\$ 1,521,770.51	\$ 4,411.05	\$ 1,526,181.56
SBT XXXX250	08/07/15	\$ 2,000,000.00	08/07/17		Quarterly	1.25%	\$ 2,031,567.28	\$ 6,400.83	\$ 2,037,968.11
SBT XXXX257	02/12/16	\$ 2,500,000.00	02/12/18		Quarterly	1.30%	\$ 2,524,476.71	\$ 8,271.98	\$ 2,532,748.69
SBT XXXX258	02/12/16	\$ 2,500,000.00	08/12/17		Quarterly	1.20%	\$ 2,522,505.55	\$ 7,629.72	\$ 2,530,135.27
SBT XXXX259	02/12/16	\$ 5,000,000.00	02/12/19		Quarterly	1.40%	\$ 5,052,732.23	\$ 17,829.92	\$ 5,070,562.15
SBT XXXX261	05/13/16	\$ 5,000,000.00	05/12/19		Quarterly	1.40%	\$ 5,035,157.48	\$ 17,767.90	\$ 5,052,925.38
SBT XXXX280	02/16/17	\$ 1,000,000.00	08/15/17		Quarterly	0.90%	\$ 1,000,000.00	\$ -	\$ 1,000,000.00
SBT XXXX281	02/16/17	\$ 2,000,000.00	02/16/18		Quarterly	1.20%	\$ 2,000,000.00	\$ -	\$ 2,000,000.00
CD Totals							\$ 30,847,768.69	\$ 73,166.49	\$ 30,920,935.18

Renewed CD's
Newly Purchased CD's

Benchmark: Average 90 day Treasury Bill 0.75%


Investment Pool - Texas Class

Description	Account Type	Interest Pays	Interest Rate	Beginning Principal	Contributions	Deposits in Transit	Withdrawals	Monthly Interest	Ending Book Value
Texas Class TX-XX-0002	Investment Pool	Monthly	0.96%	\$ 20,802,281.09	\$ 8,691,854.60	\$ 111,416.35	\$ (19,500,000.00)	\$ 24,530.07	\$ 10,130,082.11

Collateralized Money Market Fund Accounts

Description	Account Type	Interest Pays	Interest Rate	Beginning Principal	Contributions	Deposits in Transit	Withdrawals	Monthly Interest Paid	Ending Book Value
Juvnile Probation MMF	Collateralized MMF	Monthly	0.15%	\$ 764,686.12	\$ 655,000.00	\$ -	\$ (460,000.00)	\$ 164.75	\$ 959,850.87
Employee Benefits MMF	Collateralized MMF	Monthly	0.15%	\$ 1,307,039.63	\$ -	\$ -	\$ -	\$ 327.67	\$ 1,307,367.30
Workers' Comp MMF	Collateralized MMF	Monthly	0.15%	\$ 705,267.86	\$ -	\$ -	\$ -	\$ 176.82	\$ 705,444.68
General Fund MMF-SBT	FHLB Letter of Credit	Monthly	0.60%	\$ 1,176,585.57	\$ 14,000,000.00	\$ -	\$ (3,000,000.00)	\$ 9,098.77	\$ 12,185,684.34

Submitted May 16, 2017 in compliance with Government Code 2256.023 and the Guadalupe County Investment Policy



Linda Douglass, CCT, CIO, Guadalupe County Treasurer