

Guadalupe County Treasurer's Monthly and Investment Report

For the Month Ended
March 31, 2022

Submitted by
Honorable Linda Douglass
Guadalupe County Treasurer


Table of Contents

Treasurer's Monthly Report

Treasurer's Letter of Transmittal	Page 2
Certification by County Treasurer	Page 3
Affidavit	Page 4
Statement of Receipts and Disbursements & Investments	Page 5-5(a)
Debt Service Schedule	Page 6
Monthly Departmental Revenues FY 21/22	Page 7
County Sales and Use Tax Comparison Summary 2021/2022	Page 8
Departmental Compensatory Time Liability Report	Page 9
Payroll History Report	Page 10
TCDRS Monthly Report	Page 11
Annual Juror Donations and Charities	Page 12

Treasurer's Investment Report

General Statement	Page 13
Cash Balances	Page 14
Collateral Adequacy	Page 14
Investment Strategy	Page 14-15
Description of Investment Instruments	Page 16
Portfolio by Type of Investment	Page 17
Interest Rates History by Month and Year	Page 18
Interest Earnings by Fund	Page 19
General Ledger Bank Reconciliations Cash in Bank	Page 20
Guadalupe County Investment Portfolio	Page 21
Weather day Balance	Page 22



November 15, 2022

To: County Judge Kyle Kutscher and Commissioners' Court

From: Honorable Linda Douglass, Guadalupe County Treasurer

Re: Treasurer's Monthly and Investment Report Ending March 31, 2022

Honorable Members of the Commissioners' Court:

Attached you will find the transmittal of the County Treasurer's Report to Commissioners' Court for money received and disbursed; debts due to and owed by the county; and all other proceedings in the Treasurer's office for the month ended March 31, 2022 as required by the Texas Local Government Code Section 114.026.

In accordance with the provisions of Government Code 2256.023, the Public Funds Investment Act, which require at least quarterly reporting of investment transactions for county funds to the Commissioners' Court. The investments held in Guadalupe County's portfolio comply with the Public Funds Investment Act and Guadalupe County Investment Policy and Strategies.

Also, in accordance with State Law, the books and accounts of the County Treasurer are available to Commissioners' Court for inspection and examination, as desired. This report is also filed with the County Clerk as the official records management officer for Guadalupe County.

Should you have any questions concerning the information provided in this report or request for additional information, please feel free to contact me at (830) 303-4188, ext. 1338.

Respectfully Submitted,

A handwritten signature in blue ink that reads "Linda Douglass".

Honorable Linda Douglass, CCT, CIO
Guadalupe County Treasurer

CERTIFICATION BY COUNTY TREASURER

THE STATE OF TEXAS §

COUNTY OF GUADALUPE §

November 15, 2022

I, the undersigned, County Treasurer of Guadalupe County, Texas, do hereby swear and affirm that the attached Guadalupe County Treasurer's Monthly and Investment Report to be a true and correct statement, to the best of my knowledge, of all accounts under the control of Guadalupe County Treasurer for the month ended March 31, 2022.




Honorable Linda Douglass, CCT, CIO
Guadalupe County Treasurer

THE STATE OF TEXAS
THE COUNTY OF GUADALUPE

This instrument was sworn and subscribed before me on this 9th day of November 2022.

Seal





Notary Public

AFFIDAVIT
COUNTY TREASURER'S MONTHLY AND INVESTMENT REPORT FOR
THE MONTH ENDED March 31, 2022

WHEREAS, in accordance with Section §114.026 of the Texas Local Government Code, the County Treasurer shall make a detailed report of money received and disbursed; debts due to and owed by the county, and all other proceedings in the Treasurer's office shall be presented at the regular meeting of the Commissioners Court.

We the undersigned hereby certify and approve to the best of our knowledge and belief, that the attached information is a true and a complete list of all amounts received and paid from each fund since the County Treasurer's preceding report, and any balance remaining in the Treasurer's hand on the said 31st day of March 2022.

FURTHER, the amount of cash and other assets that were in the custody of the County Treasurer at the time of the examination was **\$134,097,916.55** as the Guadalupe County Investment Officer. This report has been prepared in compliance with the Local Government Code 116.112 and in accordance with Government Code, Subchapter A, Chapter 2256, of the Public Funds Investment Act.

THEREFORE, in accordance with Texas Local Government Code Section 114.026 and Section 116.112, I hereby submit my March 2022 reports as required by law for the Guadalupe County Commissioners' Court review and approval.

Submitted by:



Honorable Linda Douglass, Guadalupe County Treasurer

APPROVED this 15th day of November 2022



Kyle Kutscher
County Judge




Greg Seidenberger
Commissioner Pct. 1



Michael Carpenter
Commissioner Pct. 3

ATTEST:



Teresa Kiel
County Clerk



Drew Engelke
Commissioner Pct. 2



Judy Cope
Commissioner Pct. 4



A complete detail copy of the Treasurer's Report is available in the County Treasurer's office or an official copy may be purchased at the County Clerk's office. The County Clerk is the official custodian of the Commissioners Court records.

GUADALUPE COUNTY, TEXAS
Combined Statement of Receipts & Disbursements
From Date: 3/1/2022 - To Date: 3/31/2022

Fund	Description	Beginning Balance	Total Debits	Total Credits	Ending Balance
100	GENERAL FUND	\$4,959,309.52	\$13,444,557.84	\$14,511,279.58	\$3,892,587.78
200	ROAD & BRIDGE FUND	(\$177,008.01)	\$2,339,528.06	\$843,469.48	\$1,319,050.57
201	CETRZ FUND	\$0.00	\$0.00	\$0.00	\$0.00
400	LAW LIBRARY FUND	\$115,981.98	\$6,329.54	\$1,799.40	\$120,512.12
403	SHERIFF'S STATE	\$114,263.64	\$31.02	\$6.20	\$114,288.46
405	SHERIFF'S FEDERAL	\$28,824.54	\$6.20	\$0.00	\$28,830.74
408	FIRE CODE INSPECTION	\$221,033.70	\$11,601.00	\$9,171.59	\$223,463.11
409	SHERIFF'S DONATION FUND	\$8,342.79	\$0.00	\$97.98	\$8,244.81
410	COUNTY CLERK RECORDS	\$619,519.40	\$38,130.00	\$24,805.74	\$632,843.66
411	CO. CLERK RECORDS	\$207,921.44	\$38,270.17	\$0.00	\$246,191.61
412	COUNTY RECORDS	\$75,241.56	\$1,878.51	\$0.00	\$77,120.07
413	VITAL STATISTICS	\$21,593.32	\$708.00	\$0.00	\$22,301.32
414	COURTHOUSE SECURITY	\$118,486.18	\$11,457.56	\$1,079.33	\$128,864.41
415	DISTRICT CLERK RECORDS	\$25,494.23	\$135.92	\$0.00	\$25,630.15
416	JUSTICE COURT	\$123,229.22	\$2,951.34	\$309.89	\$125,870.67
417	CO & DIST COURT	\$30,470.51	\$282.33	\$0.00	\$30,752.84
418	JP JUSTICE COURT	\$14,131.82	\$144.75	\$129.36	\$14,147.21
420	SURPLUS FUNDS	\$149,696.25	\$2,382.26	\$226.00	\$151,852.51
422	HAVA FUND	\$80,841.87	\$82.04	\$13,205.33	\$67,718.58
430	COURT REPORTER FEE (GC	\$61,726.43	\$4,599.95	\$885.00	\$65,441.38
431	FAMILY PROTECTION	\$87,371.87	\$128.10	\$0.00	\$87,499.97
432	DIST CLK RECORDS	\$40,395.10	\$173.13	\$0.00	\$40,568.23
433	COURT RECORDS	\$74,002.93	\$204.17	\$0.00	\$74,207.10
435	ALTERNATIVE DISPUTE	\$87,832.80	\$3,430.88	\$6,666.66	\$84,597.02
436	COURT-INITIATED	\$40,351.99	\$0.00	\$300.00	\$40,051.99
437	CHILD SAFETY FEE-GF	\$78,111.68	\$7,337.28	\$0.00	\$85,448.96
439	CHILD WELFARE BOARD	\$44,580.81	\$29.46	\$0.00	\$44,610.27
440	SPECIALTY	\$63,225.32	\$3,415.87	\$1,234.80	\$65,406.39
441	TRUANCY PREVENTION	\$51,391.99	\$2,920.16	\$0.00	\$54,312.15
445	CA PRE-TRIAL	\$3,600.00	\$0.00	\$0.00	\$3,600.00
447	COUNTY ATTORNEY STATE	(\$3,820.64)	\$611.14	\$3,653.11	(\$6,862.61)
451	CONSTABLE 1 STATE	\$4,204.68	\$0.89	\$0.00	\$4,205.57
453	CONSTABLE 3 STATE	\$500.36	\$0.38	\$0.00	\$500.74
463	CONSTABLE 3 FEDERAL	\$1,283.59	\$0.00	\$0.00	\$1,283.59
480	HOTEL OCCUPANCY	\$844,551.60	\$28,568.65	\$0.00	\$873,120.25
498	BAIL BOND SECURITY FUND	\$192,253.55	\$0.00	\$0.00	\$192,253.55
499	EMPLOYEE FUND-GF	\$14,377.25	\$79.85	\$40.99	\$14,416.11
500	SPECIAL VIT INTEREST	\$541.97	\$0.00	\$0.00	\$541.97
501	COUNTY ATTORNEY HOT	\$17,043.16	\$80.00	\$861.79	\$16,261.37
505	LAW ENFORCEMENT	\$30,564.86	\$0.00	\$170.00	\$30,394.86
600	DEBT SERVICE	(\$810,391.88)	\$824,869.27	\$0.00	\$14,477.39
700	CAPITAL PROJECT FUND	(\$1,250,446.51)	\$1,500,000.00	\$4,116.00	\$245,437.49
701	TAX NOTES 2020/2017/2013	\$360,232.37	\$64,470.84	\$279,187.85	\$145,515.36
702	DEPT OF HOMELAND	\$0.00	\$0.00	\$0.00	\$0.00
800	JAIL COMMISSARY FUND	\$486,429.16	\$37,963.83	\$24,843.17	\$499,549.82
850	EMPLOYEE HEALTH	\$5,407,689.37	\$553,741.33	\$2,895,343.53	\$3,066,087.17
855	WORKERS' COMPENSATION	\$243,764.87	\$99,458.28	\$0.00	\$343,223.15
Grand Total:		\$12,908,742.64	\$19,030,560.00	\$18,622,882.78	\$13,316,419.86

GUADALUPE COUNTY, TEXAS
Other Assets Investment
From Date: 3/1/2022 - To Date: 3/31/2022

Fund	Description	Beginning Balance	Total Debits	Total Credits	Ending Balance
100	GENERAL FUND	\$77,121,580.04	\$8,486,766.50	\$9,536,867.03	\$76,071,479.51
200	ROAD & BRIDGE FUND	\$12,953,635.67	\$210,660.94	\$2,000,000.00	\$11,164,296.61
201	CETZ FUND	\$0.00	\$0.00	\$0.00	\$0.00
400	LAW LIBRARY FUND	\$250,000.00	\$150,000.00	\$150,000.00	\$250,000.00
408	FIRE CODE INSPECTION FEE FUND	\$150,000.00	\$0.00	\$0.00	\$150,000.00
410	COUNTY CLERK RECORDS MGMT FUND	\$722,543.77	\$501,721.29	\$500,000.00	\$724,265.06
411	CO. CLERK RECORDS ARCHIVE-GF	\$612,078.99	\$206,263.54	\$205,552.76	\$612,789.77
412	COUNTY RECORDS MANAGEMENT	\$50,000.00	\$0.00	\$0.00	\$50,000.00
433	COURT RECORDS PRESERVATION-GF	\$25,000.00	\$0.00	\$0.00	\$25,000.00
435	ALTERNATIVE DISPUTE RESOLUTION	\$275,000.00	\$225,000.00	\$225,000.00	\$275,000.00
437	CHILD SAFETY FEE-GF	\$100,000.00	\$0.00	\$0.00	\$100,000.00
498	BAIL BOND SECURITY FUND	\$310,000.00	\$0.00	\$0.00	\$310,000.00
600	DEBT SERVICE	\$862,836.39	\$68,862.91	\$824,864.79	\$106,834.51
700	CAPITAL PROJECT FUND	\$8,450,000.00	\$2,000,000.00	\$3,500,000.00	\$6,950,000.00
701	TAX NOTES 2020/2017/2013	\$6,235,171.02	\$2,647.81	\$0.00	\$6,237,818.83
714	RECOVERY FUND GRANTS	\$14,239,402.20	\$0.00	\$0.00	\$14,239,402.20
850	EMPLOYEE HEALTH BENEFITS	\$1,512,672.32	\$2,001,937.88	\$0.00	\$3,514,610.20
Grand Total:		\$123,869,920.40	\$13,853,860.87	\$16,942,284.58	\$120,781,496.69

GUADALUPE COUNTY, TEXAS

Debt Service Schedule - Outstanding Debt

CERTIFICATES OF OBLIGATION, SERIES 2013

In May 2013, the Guadalupe County Commissioners Court issued \$5,000,000 in certificates of obligation for the remodeling of the 2nd floor of the Justice Center and for replacing the air conditioning and heating system at the County Jail.

FISCAL YEAR	PRINCIPAL DUE 2/1	INTEREST RATE	INTEREST DUE 2/1	INTEREST DUE 8/1	TOTAL
2021	\$ -	1.70%	\$ -	\$ 21,942.50	\$ 1,254,085.00
2022	\$ -	1.80%	\$ -	\$ 10,782.50	\$ 10,782.50
2023	\$ 1,135,000.00	1.90%	\$ 10,782.50	\$ -	\$ 1,145,782.50
	<u>\$ 1,135,000.00</u>		<u>\$ 10,782.50</u>	<u>\$ 32,725.00</u>	<u>\$ 2,410,650.00</u>

TAX NOTES, SERIES 2017

In June 2017, the Guadalupe County Commissioners Court issued \$8,500,000 in Tax Notes for the purpose of construction, acquiring, purchasing, renovating, equipping, enlarging and improving County-owned facilities and making other County improvements; purchasing personal property, materials, supplies, equipment, machinery, land, and rights-of-way for authorized needs and purposes relating to the aforementioned capital improvements and payment of professional services relating to the aforementioned projects and relating to the issuance of the Notes (the Project)

FISCAL YEAR	PRINCIPAL DUE 2/1	INTEREST RATE	INTEREST DUE 2/1	INTEREST DUE 8/1	TOTAL
2021	\$ -	1.425%	\$ -	\$ 41,538.75	\$ 1,170,772.50
2022	\$ -	1.525%	\$ -	\$ 33,227.50	\$ 33,227.50
2023	\$ 1,240,000.00	1.700%	\$ 33,227.50	\$ 22,687.50	\$ 1,295,915.00
2024	\$ 2,420,000.00	1.875%	\$ 22,687.50	\$ -	\$ 2,442,687.50
	<u>\$ 3,660,000.00</u>		<u>\$ 55,915.00</u>	<u>\$ 97,453.75</u>	<u>\$ 4,942,602.50</u>

TAX NOTES, SERIES 2020

In November 2020, the Guadalupe County Commissioners Court issued \$8,500,000 in Tax Notes. These Tax Notes were issued for the purposes of constructing, purchasing, renovating, equipping, enlarging, and improving County facilities, and purchasing personal property, materials, supplies, equipment, machinery, land, and rights-of-way for authorized needs and purposes relating to the aforementioned capital improvements and professional services relating to the aforementioned projects.

FISCAL YEAR	PRINCIPAL DUE 2/1	INTEREST RATE	INTEREST DUE 2/1	INTEREST DUE 8/1	TOTAL
2021			\$ -	\$ 33,924.03	\$ 42,405.04
2022	\$ -	0.536%	\$ -	\$ 33,522.03	\$ 33,522.03
2023	\$ 160,000.00	0.564%	\$ 33,522.03	\$ 33,070.83	\$ 226,592.86
2024	\$ 175,000.00	0.591%	\$ 33,070.83	\$ 32,553.70	\$ 240,624.53
2025	\$ 2,610,000.00	0.692%	\$ 32,553.70	\$ 23,523.10	\$ 2,666,076.80
2026	\$ 2,670,000.00	0.793%	\$ 23,523.10	\$ 12,936.55	\$ 2,706,459.65
2027	\$ 2,735,000.00	0.946%	\$ 12,936.55	\$ -	\$ 2,747,936.55
	<u>\$ 8,350,000.00</u>		<u>\$ 135,606.21</u>	<u>\$ 169,530.24</u>	<u>\$ 8,663,617.46</u>


Total Debt Outstanding as of 10/01/2021	\$ 17,905,000.00
Less scheduled principal payments for FY22	<u>\$ (4,760,000.00)</u>
Total Debt Outstanding as of 10/01/2022	\$ 13,145,000.00

Monthly Departmental Revenues for the Fiscal Year October 1, 2021 to September 30, 2022

	Oct-21-Dec-21 Totals	Jan-22	Feb-22	Mar-22	REVENUE YEAR-TO- DATE
ADULT DETENTION CENTER	\$ 292,215.74	\$ 90,563.51	\$ 166,659.91	\$ 105,904.88	\$ 655,344.04
BINGO	\$ 41,200.29	\$ 12,093.60	\$ 543.13	\$ -	\$ 53,837.02
CO ATTORNEY	\$ 1,524.32	\$ 1,457.30	\$ 1,851.70	\$ 657.03	\$ 5,490.35
CONSTABLE 1	\$ 17,963.67	\$ 5,936.90	\$ 5,525.24	\$ 9,094.82	\$ 38,520.63
CONSTABLE 2	\$ 11,124.61	\$ 5,050.33	\$ 5,193.31	\$ 5,564.92	\$ 26,933.17
CONSTABLE 3	\$ 5,222.25	\$ 1,532.11	\$ 2,832.85	\$ 3,973.63	\$ 13,560.84
CONSTABLE 4	\$ 10,379.16	\$ 2,770.34	\$ 2,658.05	\$ 4,235.28	\$ 20,042.83
COUNTY CLERK-CIVIL	\$ 67,777.13	\$ 21,819.85	\$ 18,717.03	\$ 24,136.82	\$ 132,450.83
COUNTY CLERK-CCL AND CCL2	\$ 90,762.67	\$ 31,867.50	\$ 33,126.99	\$ 35,839.00	\$ 191,596.16
COUNTY CLERK-DEEDS/LIBRARY	\$ 538,632.06	\$ 168,954.93	\$ 155,997.31	\$ 188,575.44	\$ 1,052,159.74
COUNTY CLERK-VITAL STATS	\$ 34,323.00	\$ 9,337.00	\$ 11,325.00	\$ 12,857.00	\$ 67,842.00
COUNTY CLERK-SCHERTZ	\$ 8,775.00	\$ 3,091.75	\$ 3,139.00	\$ 2,809.00	\$ 17,814.75
COUNTY CLERK-TPW	\$ 360.00	\$ -	\$ -	\$ 126.00	\$ 486.00
DISTRICT CLERK-CIVIL	\$ 193,369.86	\$ 56,443.40	\$ 65,929.54	\$ 90,648.68	\$ 406,391.48
DISTRICT CLERK-CCM	\$ 49,372.21	\$ 16,436.11	\$ 12,839.03	\$ 31,879.36	\$ 110,526.71
ELECTIONS	\$ 85,558.96	\$ 14,917.84	\$ -	\$ 23,822.62	\$ 124,299.42
ENVIRONMENTAL HEALTH	\$ 56,928.20	\$ 20,050.00	\$ 18,800.00	\$ 18,761.70	\$ 114,539.90
FIRE MARSHAL	\$ 66,851.28	\$ 22,592.44	\$ 4,886.47	\$ 11,601.00	\$ 105,931.19
NON-DEPARTMENTAL *	\$ 72,023.17	\$ 187,468.62	\$ 24,144.53	\$ 170,164.05	\$ 453,800.37
HOTEL OCCUPANCY TAX	\$ 117,555.22	\$ 44,933.88	\$ -	\$ 28,568.65	\$ 191,057.75
JUSTICE OF THE PEACE, PCT. 1	\$ 299,793.79	\$ 102,120.60	\$ 90,536.71	\$ 152,731.44	\$ 645,182.54
JUSTICE OF THE PEACE, PCT. 2	\$ 34,209.29	\$ 17,090.28	\$ 15,364.09	\$ 19,912.08	\$ 86,575.74
JUSTICE OF THE PEACE, PCT. 3	\$ 35,290.26	\$ 13,223.83	\$ 11,234.45	\$ 18,445.52	\$ 78,194.06
JUSTICE OF THE PEACE, PCT. 4	\$ 74,459.85	\$ 38,953.13	\$ 36,907.16	\$ 40,959.72	\$ 191,279.86
JUVENILE PROBATION	\$ 38,414.04	\$ 31,090.00	\$ 4,969.00	\$ 21,578.00	\$ 96,051.04
ROAD AND BRIDGE	\$ 44,541.55	\$ 1,953.50	\$ 1,125.00	\$ 1,317.52	\$ 48,937.57
SHERIFF'S DEPARTMENT	\$ 26,668.35	\$ 1,657.00	\$ 19,595.63	\$ 2,657.00	\$ 50,577.98
TAX OFFICE	\$ 45,864,392.73	\$ 18,735,222.53	\$ 11,972,202.38	\$ 7,190,724.84	\$ 83,762,542.48
TREASURER'S OFFICE	\$ 720.00	\$ 390.00	\$ 451.81	\$ 390.00	\$ 1,951.81
TOTAL MONTHLY REVENUES	\$ 48,180,408.66	\$ 19,659,018.28	\$ 12,686,555.32	\$ 8,217,936.00	\$ 88,743,918.26

*NON-DEPARTMENTAL includes:	
MIXED BEVERAGE	\$ 20,634.20
ACCENT FOOD	\$ 79.85
BLUEBONNET TRAILS	\$ 149,450.00

**GUADALUPE COUNTY
SALES TAX COLLECTIONS COMPARISON FY2021 / FY2022**




Month Collected / Month Remitted	FY 2021	Month Collected / Month Remitted	FY 2022	FY 2021 / 2022 Net Difference	Comparable Monthly % Change Increase/Decrease
October / December	\$ 753,002.00	October / December	\$ 878,902.00	\$ 125,900.00	16.72%
November / January	\$ 753,557.00	November / January	\$ 1,013,843.00	\$ 260,286.00	34.54%
December / February	\$ 1,026,147.00	December / February	\$ 1,287,019.00	\$ 260,872.00	25.42%
January / March	\$ 774,772.00	January / March	\$ 959,015.00	\$ 184,243.00	23.78%
February / April	\$ 637,177.00	February / April	\$ 857,736.00	\$ 220,559.00	34.62%
March / May	\$ 1,018,853.00	March / May	\$ 1,206,614.00	\$ 187,761.00	18.43%
April / June	\$ 882,335.00	April / June	\$ -	\$ -	0.00%
May / July	\$ 853,432.00	May / July	\$ -	\$ -	0.00%
June / August	\$ 1,092,076.00	June / August	\$ -	\$ -	0.00%
July / September	\$ 889,459.00	July / September	\$ -	\$ -	0.00%
August / October	\$ 950,573.00	August / October	\$ -	\$ -	0.00%
September / November	\$ 1,092,229.00	September / November	\$ -	\$ -	0.00%
Total Payments Received:	\$ 10,723,612.00	Total Payments Received:	\$ 6,203,129.00	\$ 1,239,621.00	

**Note - Sales Tax is paid two months in arrears from Texas Comptroller of Public Accounts.

**SALES TAX BY FISCAL YEAR
BUDGET vs ACTUAL**

	FY 2018	FY 2019	FY 2020	FY 2021	FY 2022
BUDGET	\$ 7,300,000	\$7,400,000	\$7,800,000	\$7,020,000	\$9,576,000
ACTUAL	\$ 7,698,785	\$8,158,940	\$10,723,612	\$10,723,612	\$6,203,129



Compensatory Time Liability Report

As of 03/31/2022

Primary Department	Rate	Compensatory Time
400 - COUNTY JUDGE	\$1,830.97	66.1000
401 - COMMISSIONERS COURT	\$889.62	45.2500
403 - COUNTY CLERK	\$431.34	16.6850
405 - VETERANS' SERVICE OFFICER	\$53.81	2.6250
426 - COUNTY COURT-AT-LAW	\$10.39	0.3750
427 - COUNTY COURT-AT-LAW NO. 2	\$1,433.48	51.7500
450 - DISTRICT CLERK	\$1,814.84	98.4050
451 - JUSTICE OF THE PEACE, PRECINCT 1	\$2,542.77	136.6450
452 - JUSTICE OF THE PEACE, PRECINCT 2	\$181.62	9.6250
453 - JUSTICE OF THE PEACE, PRECINCT 3	\$1,722.23	70.1250
454 - JUSTICE OF THE PEACE, PRECINCT 4	\$741.69	33.2500
475 - COUNTY ATTORNEY	\$2,557.80	103.2900
490 - ELECTIONS ADMINISTRATION	\$16,555.92	864.9950
493 - HUMAN RESOURCES	\$543.05	25.3750
495 - COUNTY AUDITOR	\$2,512.76	112.5000
496 - PURCHASING	\$486.86	22.6250
497 - COUNTY TREASURER	\$1,820.82	64.3800
499 - TAX ASSESSOR-COLLECTOR	\$5,798.83	249.0300
503 - MIS DEPARTMENT	\$2,125.94	85.9150
516 - BUILDING MAINTENANCE	\$1,037.92	52.7150
545 - FIRE MARSHAL	\$4,447.18	163.8750
554 - CONSTABLE, PRECINCT 4	\$497.81	19.2500
562 - HIGHWAY PATROL	\$559.28	27.6250
570 - ADULT DETENTION CENTER (JAIL)	\$1,964.50	89.1250
600 - CSCD (ADULT PROBATION)	\$4,986.51	241.7500
620 - ROAD & BRIDGE	\$6,665.29	262.0850
635 - ENVIRONMENTAL HEALTH	\$345.24	17.2040
637 - ANIMAL CONTROL	\$2,032.81	96.1500
665 - AGRICULTURE EXTENSION SERVICE	\$919.31	38.0350
672 - JUVENILE PROBATION	\$5,260.90	207.6350
673 - JUVENILE DETENTION	\$1,947.24	76.8650
Grand Totals	\$74,718.70	3,351.2590



Payroll History Report
 Pay Date Range 03/01/22 - 03/31/22

Payroll History Total

Hours Description	Hours	Gross	Withholdings and Deductions	Gross Base
ADMIN LEAVE - ADMINISTRATIVE LEAVE	24.0000	476.08	Gross	2,592,421.70
ADMIN PAY - ADMINISTRATIVE PAY	1.0000	20.99	Federal Income Tax	229,752.90
ADV JAILER-HRLY - Advanced Jailer-Hourly	.0000	720.00	FICA	149,864.09
ADV PO APPOINTED - Advanced Peace Officer Appointed	.0000	100.00	Medicare	35,048.90
ADV PO ELECTED - Advanced Peace Officer Elected	.0000	100.00	Adult Probation Post Tax	300.54
ADV PO HOURLY - Advanced Peace Officer Hourly	.0000	1,900.00	Adult Probation Pre Tax	4,566.59
ADV TELE-HOURLY - Advanced Telecommunicator-HRLY	.0000	180.00	Aetna Acc	7,045.12
AUTO APPOINTED - Auto Allowance Appointed	.0000	1,166.66	Aetna CI	7,228.23
AUTO ELECTED - Auto Allowance Elected Officials	.0000	5,200.01	Aetna Hosp	4,635.76
BALLOT BOARD - Ballot Board for Elections	354.7500	4,257.00	Child Support	11,570.68
CELL PHONE ELECT - Cell Phone Elected	.0000	300.00	CHILD SUPPORT	470.76
CELL PHONE HRLY - Cell Phone Hourly	.0000	480.00	CHUBB Perm Life	4,220.41
CENTRAL CNT HRLY - Central Count Hourly	42.0000	420.00	CPI Flexible Spending Acct	21,215.96
CHS - Courthouse Security	38.5000	889.75	CPI FSA Dependent Care	1,076.66
COMP IN OT - Comp Earned Overtime	576.5000	.00	Dental EE+CH	5,810.25
COMP IN ST - Comp Earned Straight Time	81.7500	.00	Dental EE+Fam	7,314.00
COMP USED - Comp Used	818.1300	20,759.36	Dental EE+SP	3,656.25
CORR - Correct Prior Pay	.0000	272.00	Dental EO	5,556.00
DELIVERY FEE - Election Judge Delivery Fee	.0000	940.00	Lincoln Vol Life	2,925.79
DIST JUDGE SUPP - District Judge Supplement	.0000	1,400.00	Medical EE+CH	24,198.00
DRIVER/ROVER - Driver/Rover Elections	102.2500	1,227.00	Medical EE+Fam	28,268.00
DWI-ED - Adult Probation Instructor DWI	.0000	225.00	Medical EE+SP	12,533.00
ELECTION TRAININ - TRAINING FOR ELECTIONS	.0000	2,520.00	Nationwide Deferred Comp	10,504.06
ELECTIONS SET UP - ELECTIONS SET-UP FEE	.0000	384.00	Property Tax Escrow Accounts	4,874.50
EVC - Early Voting Clerk	1,783.5000	17,835.00	Retirement Hrlly/Sal	177,293.82
HB2073FT HR - HB2073 Full Time Hourly	181.2500	5,219.70	United Way	19.68
HOT CHECK SUPP - Hot Check Account Supplement	.0000	309.01	UNUM Long-Term Disability	1,919.52
HP - Holiday Pay	2,296.0000	49,655.04	UNUM Short-Term Disability	4,011.65
HP PT - HOLIDAY PAY PT	4.0000	49.24	Valic Deferred Comp	11,585.00
HPLAW - Holiday Pay Law Enforcement	1,776.0000	45,031.60	Valic Roth 457(b)	120.00
HRLY - Hourly	74,308.7500	1,732,221.34	Vision EE Only Buy Up	803.16
INT JAILER-HRLY - Intermediate Jailer-Hourly	.0000	240.00	Vision EE+CH Buy Up	343.14
INT PO HOURLY - Intermediate Peace Off-Hourly	.0000	550.00	Vision EE+FAM Buy Up	950.10
JDO-SUPP - Juv Det Officer Cert Suppmnt	.0000	2,889.20	Vision EE+SP Buy Up	471.24
JPO-SUPP - JPO Certification Pay	.0000	2,239.20	Vision Employee + Child(ren)	521.70
JUDGES/CLERK - Elections Judges/Clerks	1,799.7500	21,517.00	Vision Employee + Family	646.80
JUV BOARD - Juvenile Board Salary	.0000	1,200.00	Vision Employee + Spouse	383.69
JUV MEALS - Juvenile Meals other than trng	.0000	129.30	Vision Employee Only	805.12
LWOP - Leave Without Pay	205.7500	.00	Net	\$1,809,910.63
MASTER JAILER-HR - Master Jailer Hourly	.0000	1,280.00	Benefits	Amount
MASTER PO HRLY - Master Peace Officer Hourly	.0000	9,400.00	Medical Contribution	449,956.00
MASTER PO-ELECTE - Master Peace Officer-Elected	.0000	800.00	RETIREMENT BI-WEEKLY PAYROLL	297,007.52
MASTER TELE-HRLY - Master Telecommunicator-Hrlly	.0000	480.00	RETIREMENT MONTHLY PAYROLL	560.25
MILITARY - Military Leave With Pay	24.0000	601.20	RETIREMENT SALARY PAYROLL	17,762.83
OT - Overtime	1,057.5000	25,191.10	Total	\$765,286.60
OT FLSA REG - Regular Overtime	.0000	13,026.23		
OT ST - Overtime Straight Time	73.7500	1,536.16		
PERS ACCRUED - Personal Time Accrued	16.0000	.00		
PERS USED - Personal Time Used	14.7500	277.28		
PT - Part Time Employee	3,385.5000	56,503.88		
PT- SALARY - Part Time Salaried	.0000	2,455.20		
SAL APPOINTED - Salary Appointed Officials	.0000	71,240.71		
SAL ELECTED - Salary Elected Officials	.0000	128,755.94		
SALARY - Salary	.0000	203,311.17		
SERT OFFICER - SERT Officer	.0000	1,280.00		
SICK ACCRUED - Sick Time Accrued	3,348.8978	.00		
SICK LOST - Sick Lost	526.2872	.00		
SICK POOL DONATE - Sick Hours Donated to Pool	46.3833	.00		
SICK SALARY - Sick Salaried Employee	96.0000	.00		
SICK USED - Sick Time Used	2,658.7500	61,384.36		
SICK USED PT - SICK USED PT	40.0000	553.95		
STATE SUPP - State Supplement Elected	.0000	2,100.00		
TEMP - Temporary Employee	78.2500	782.50		
TFC - Adult Probation Instructor	.0000	432.00		
UNIFORM - Uniform Allowance	.0000	1,650.00		
UNIFORM PURCHASE - Uniform Purchase Non-Cash Taxabl	.0000	28.00		
UNIFORM RENTAL - Uniform Rental Non Cash Use Fee	.0000	763.86		
VAC ACCRUED - Vacation Accrued	4,207.8895	.00		
VAC LOST - Vacation Lost	78.8830	.00		
VAC SALARY - Vacation Used Salaried Employee	200.0000	.00		
VAC UNUSED - Vacation Year End Rollover	(48.0000)	.00		
VAC USED - Vacation Used-hourly	3,159.0199	74,211.52		
VAC USED PT - VAC USED PT	105.0572	1,905.39		
VEHICLE - Vehicle Non Cash Use Fee	.0000	1,056.00		
WC Medical - Medical Admin Leave	1.0000	17.00		
WC TAXED - Workers Comp Taxed	188.5000	4,341.77		
WEATHER - Inclement Weather	8.0000	176.00		
WXD ACCRUED - Inclement Weather Accrued	(8.0000)	.00		
WXD USED - Inclement Weather Used	234.2500	5,704.86		
Total	103,886.5479	\$2,592,421.70		



Texas County and District Retirement System
Retirement Contribution Certification

TCDRS-3A
 Revised 3/05

Employer Name Guadalupe County Employer Number 193
 Contact Person Terri B Troncoso Telephone Number 830-303-4188 ext. 1374
 Reporting Month/Year Mar-22

I certify this to be a true and complete report of the retirement contributions required by the Texas County and District Retirement System for the above employer.

Hinda Douglas
 Signature of Authorized Official

COUNTY TREASURER
 Title

Calculation of Funds

Employee Deposits

Employee Deposits Grand Total \$177,293.82

Employer Contributions

	Employee Deposits Grand Total	Employee Deposit Rate	Employer Contribution Rate	
Employer Contributions	<u>177,293.82</u>	<u>7%</u>	<u>12.45%</u>	\$315,330.60
Optional Group Term Life	<u>177,293.82</u>	<u>0%</u>	<u>0.00%</u>	\$0.00

Monthly Adjustment Report Totals from TCDRS-3B

Total Employee Deposit Adjustments	\$0.00
Total Employer Contribution Adjustments	\$0.00
Total Optional Group Term Life Adjustments	\$0.00

Total Adjustments \$0.00

Overpayments/Underpayments from Previous Reports

Add or Subtract Payment Variances from Prior Report \$0.00

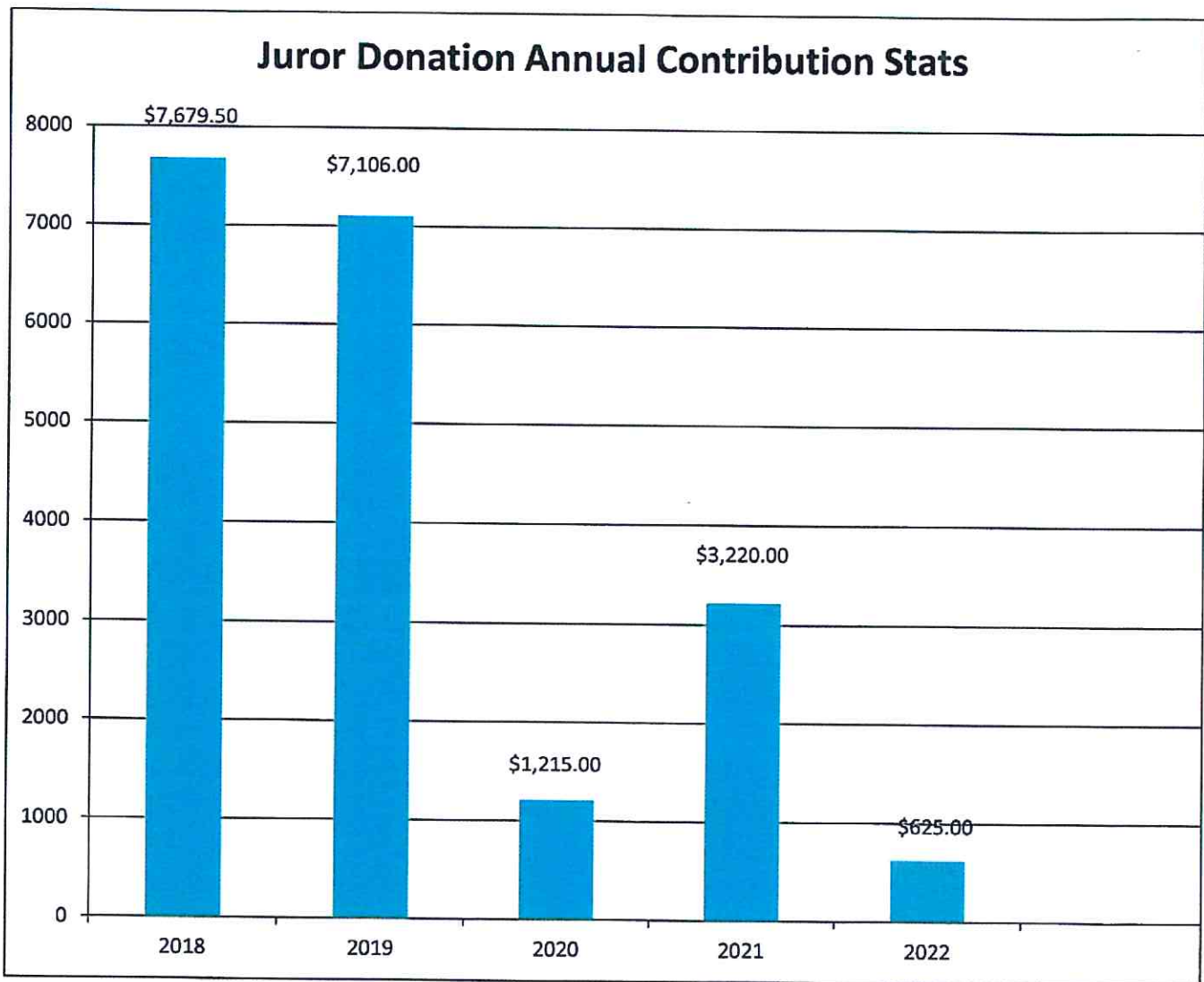
Total Funds Due	\$492,624.42
TOTAL FUNDS SUBMITTED	\$492,624.42
Difference	\$0.00

Annual Juror Donations and Charities

Jurors are able to donate all or part of their pay to the following charities:

- Court Appointed Special Advocates (CASA)
- Guadalupe County Child Welfare Service
- Guadalupe County Crime Stoppers
- Guadalupe Valley Family Violence Shelter
- Guadalupe County Children's Advocacy Center
- Texas Victims Compensation Fund
- Veterans Court Program

Historical Data on Annual Juror Donations to Non-Profits



AS OF 3/31/2022

Treasurer's Investment Report



**SUBMITTED TO: COMMISSIONERS' COURT, GUADALUPE COUNTY
BY: HONORABLE LINDA DOUGLASS, COUNTY TREASURER**

This report is prepared in accordance with the provisions of Government Code 2256.023, The Public Funds Investment Act, which requires at least quarterly reporting of investment transactions for county funds to the Commissioners' Court. The investments held in Guadalupe County's portfolio comply with the Public Funds Investment Act and the County's Investment Policy and Strategies.

General Statement

This report summarizes the County's Investment Portfolio position and performance for the month ended March 31, 2022.

Funds of Guadalupe County will be invested in accordance with federal and state laws and within the boundaries of the Investment Policy. Investments shall be made with judgment and care under circumstances then prevailing-which persons of prudence, discretion, and intelligence exercise in the management of their affairs, not for speculation, but for investment, considering the probable safety of their capital as well as the probable income to be derived. The first and foremost consideration of all Guadalupe County investment transactions is the suitability of the investment to the financial requirements of the County. Guadalupe County will invest according to investment strategies for each fund as they are adopted by Commissioners' Court resolution in accordance with PFIA 2256 of the Texas Government Code.

Currently, the County's investments are made utilizing Texas Class Investment Pool, Certificates of Deposit, Brokerage Certificates of Deposit, and Money Market Funds. Pools combine the cash of participating jurisdictions and invest the assets in securities otherwise allowed under state law as regarding government investments. During the current 2021-2022 fiscal year, interest earnings year to date totaled \$457,985.00 as of March 31, 2022 (See "Interest Earnings by Fund" schedule on page 19). These interest earnings include interest earned on First United Bank Accounts, Schertz Money Market Accounts, Certificates of Deposit, and Texas Class Investment Pool.

Cash Balances

“Cash balances” are the dollar amounts in a checking account that can be transferred, invested, used to pay down debt, or left in the account for compensation purposes. The total available cash balances on-hand in First United Bank, Schertz Bank & Trust, and Texas Class as of March 31, 2022 was \$95,454,803.00 (See “Cash Balances” schedule on page 20). Balances in Texas Class and Certificates of Deposit made up 71% of all invested monies. Cash balances in First United Bank and Schertz Bank and Trust bank accounts are monitored daily.

Collateral Adequacy

Collateral on cash balances and investments was adequate during the month. Collateral pledged as of March 31, 2022, is as follows: First United Bank FHLB Letters of Credit pledged plus FDIC insurance was \$83,620,980.00 Schertz Bank and Trust FHLB Letters of Credit pledged plus FDIC insurance was \$31,519,917.00, Marion State Bank collateral pledged plus FDIC insurance held in Safekeeping by Frost Bank is \$6,691,113.00.

Investment Strategy

In accordance with the Public Funds Investment Act, Guadalupe County Investment Strategies shall address the following priorities:

- Understanding of the suitability of the investment to the financial requirements of the County;
- Preservation and safety of principal;
- Liquidity;
- Marketability of the investment if the need arises to liquidate the investment before maturity;
- Diversification of the investment portfolio; and
- Yield

A portion of the operating portfolio will be used to invest funds in Texas Class Investment Pool and Money Market Funds. Available funds can be invested in highly liquid short-term Treasury Bills, Agency Discount Notes, US Government Bonds, and Certificates of Deposit with a stated maturity of thirty-six (36) months or less when their yield exceeds Texas Class or Money Market Fund Rates. The dollar-weighted average maturity of 365 days or less will be calculated using the stated final maturity dates of each security.

Guadalupe County will attempt to diversify its investments to help ensure the financial security and optimum liquidity of funds while achieving the maximum yield adhering to the County Investment Policy and state laws.

Monies will continue to be invested in a positive manner based on the cash flow needs of Guadalupe County. Investments are made with the intention of holding to maturity, but with the ability to liquidate should funds be needed at any time. As always, we remain focused on safety, liquidity, and then yield.


We will avoid speculative investing and maintain the highest professional and ethical standards as custodians of the public trust.

This report has been prepared in compliance with the Local Government Code 116.112 and Government Code, Subchapter A, Chapter 2256, Public Funds Investment Act.

November 15, 2022
Submitted by:



Honorable Linda Douglass, CCA CIO,
Guadalupe County Treasurer



Jacqueline Zambrano, CIO
Assistant County Treasurer

DESCRIPTION OF INVESTMENT INSTRUMENTS

Descriptions of the different instruments are as follows:

Certificates of Deposit - A deposit of funds, in a bank or savings and loan association, for a specified term that earns interest at a specified rate or rate formula. CD's may be secured or unsecured. They may be for terms as short as 1 week or as long as or longer than 10 years.

Commercial Paper - Unsecured, short-term promissory notes issued by corporations for specific amounts and with specific maturity dates. Commercial Paper may be sold on a discount basis or may bear interest. Terms can be as short as 1 day and usually do not exceed 270 days

Discount Notes – Securities that do not pay periodic interest. Investors earn the difference between the discount issue price and the full face value paid at maturity.

Fair Value – the amount at which a financial instrument could be exchanged in a current transaction between willing parties, other than in a force or liquidation sale.

Federal Agencies – were created to provide credit to various sectors of the economy. They include the issuance of discount notes, coupon notes and bonds, and mortgage securities.

Market Value - the amount of which an instrument can be sold on a given date, prior to maturity.

Money Market Mutual Fund – are interest-bearing funds that invest in short-term investments so that the funds remain liquid and available to depositors. Such funds will normally include in their investment objectives the maintenance of a stable net asset value. The dollar-weighted average stated maturity of such funds is usually 60 days or less.

Par Value – the amount the collateral is worth if it's sold as face value.

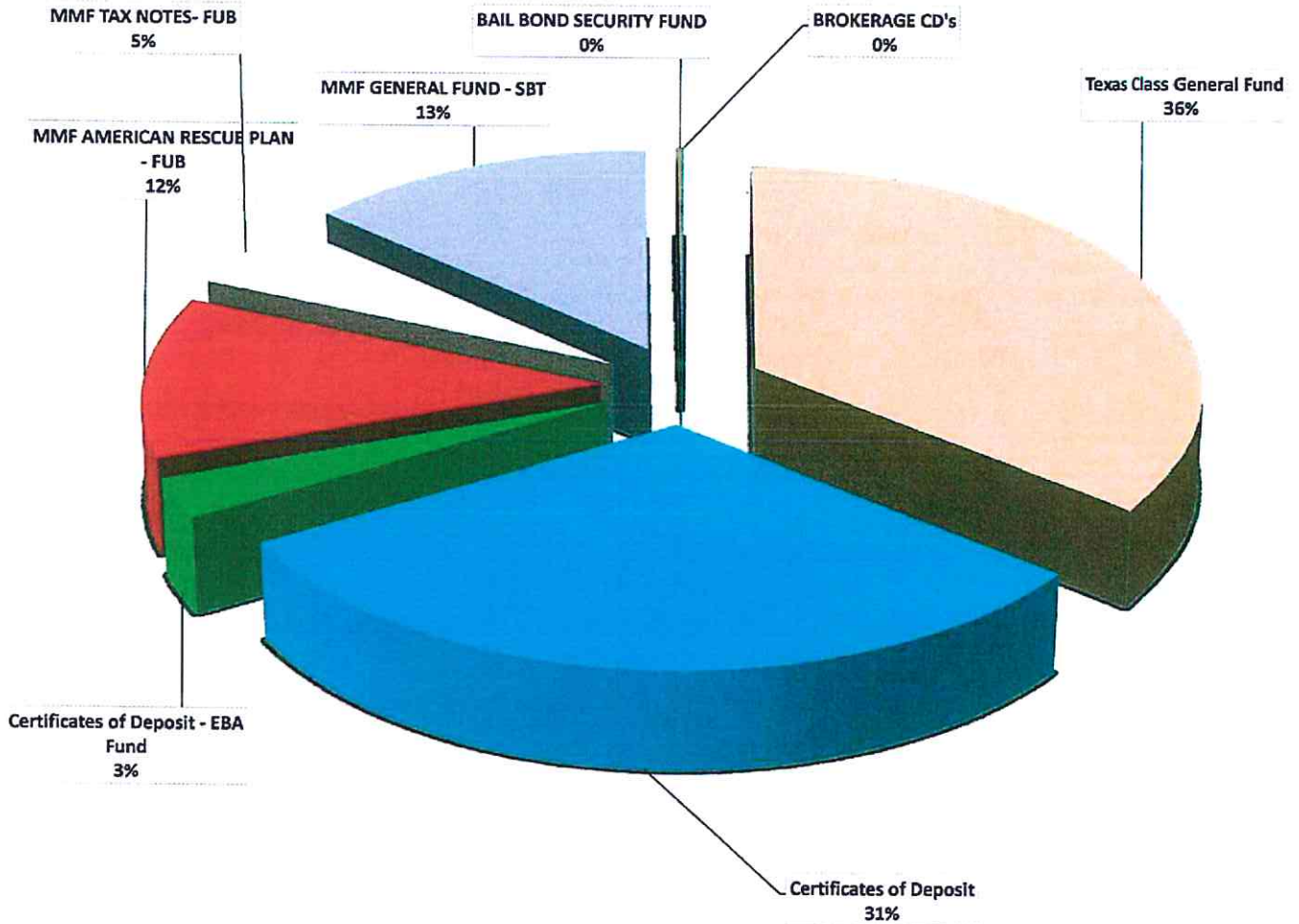
Repurchase Agreements (Repos) – are short-term agreements to purchase securities and then, at a specified time, sell them back to the original party at the same price. Repos are agreements, not instruments, and transactions are generally subject to a Master Repurchase Agreement that stipulates the rights and obligations of the parties involved. The securities delivered are considered collateral and are usually treasuries, agencies, or mortgages. A stated "Repo rate" is the rate of interest that may be earned calculated on an actual-day month/360-day year basis.

Treasury Bills – are issued at a discount at an auction conducted by the Federal Reserve Bank. Bills may be issued in maturities of 3-months, 6-months, or 1-year. The difference between the face amount at maturity and the discounted amount paid by the investor is the income earned on the security. The market for treasury bills is the most active and most carefully watched sector in the world. Every other type of security trades at a basis spread over treasuries.

Treasury Notes & Bonds – are interest-bearing securities with a stated coupon rate issued at or near face value and redeemable at face value. Notes have maturities from 1 to 10 years and bonds have maturities from 10 to 30 years.

**PORTFOLIO BY TYPE OF INVESTMENT ALLOCATION
AS OF MARCH 31, 2022**

Texas Class General Fund	\$	42,920,977.00
Certificates of Deposit	\$	37,327,093.00
Certificates of Deposit - EBA Fund	\$	3,514,610.00
MMF AMERICAN RESCUE PLAN - FUB	\$	14,239,402.00
MMF TAX NOTES- FUB	\$	6,237,819.00
MMF GENERAL FUND - SBT	\$	16,231,595.00
BAIL BOND SECURITY FUND	\$	310,000.00
BROKERAGE CD's	\$	-
TOTAL	\$	120,781,496.00



INTEREST RATES HISTORY BY MONTH AND YEAR

FIRST UNITED BANK ACCOUNTS

	2018	2019	2020	2021	2022
JAN	0.15%	0.15%	0.25%	0.25%	0.25%
FEB	0.15%	0.15%	0.25%	0.25%	0.25%
MAR	0.15%	0.15%	0.25%	0.25%	0.25%
APR	0.15%	0.15%	0.25%	0.25%	0.25%
MAY	0.15%	0.15%	0.25%	0.25%	0.25%
JUNE	0.15%	0.17%	0.25%	0.25%	0.25%
JULY	0.15%	0.25%	0.25%	0.25%	0.25%
AUG	0.15%	0.25%	0.25%	0.25%	0.25%
SEPT	0.15%	0.25%	0.25%	0.25%	0.25%
OCT	0.15%	0.25%	0.25%	0.25%	0.25%
NOV	0.15%	0.25%	0.25%	0.25%	0.25%
DEC	0.15%	0.25%	0.25%	0.25%	0.25%

FUB-MONEY MARKET FUND

	2018	2019	2020	2021	2022
JAN	0.25%	0.25%	0.50%	0.50%	0.50%
FEB	0.25%	0.25%	0.50%	0.50%	0.50%
MAR	0.25%	0.25%	0.50%	0.50%	0.50%
APR	0.25%	0.25%	0.50%	0.50%	0.50%
MAY	0.25%	0.25%	0.50%	0.50%	0.50%
JUNE	0.25%	0.28%	0.50%	0.50%	0.50%
JULY	0.25%	0.70%	0.50%	0.50%	0.50%
AUG	0.25%	0.50%	0.50%	0.50%	0.50%
SEPT	0.25%	0.50%	0.50%	0.50%	0.50%
OCT	0.25%	0.50%	0.50%	0.50%	0.50%
NOV	0.25%	0.50%	0.50%	0.50%	0.50%
DEC	0.25%	0.50%	0.50%	0.50%	0.50%

SCHERTZ BANK & TRUST MONEY MARKET FUND

	2018	2019	2020	2021	2022
JAN	0.75%	1.76%	1.76%	1.00%	0.83%
FEB	0.75%	1.76%	1.76%	1.00%	0.75%
MAR	0.75%	1.76%	1.00%	1.00%	0.75%
APR	0.75%	1.76%	1.00%	1.00%	0.75%
MAY	0.75%	1.76%	1.00%	1.00%	0.75%
JUNE	0.75%	1.76%	1.00%	1.00%	0.75%
JULY	1.51%	1.76%	1.00%	1.00%	0.75%
AUG	1.51%	1.76%	1.00%	1.00%	0.75%
SEPT	1.51%	1.76%	1.00%	1.00%	0.75%
OCT	1.51%	1.76%	1.00%	1.00%	0.75%
NOV	1.51%	1.76%	1.00%	1.00%	0.75%
DEC	1.76%	1.76%	1.00%	1.00%	0.75%

TEXAS CLASS INVESTMENT POOL

	2018	2019	2020	2021	2022
JAN	1.56%	2.62%	1.85%	0.13%	0.09%
FEB	1.62%	2.63%	1.77%	0.10%	0.12%
MAR	1.75%	2.61%	1.47%	0.10%	0.28%
APR	1.95%	2.58%	1.10%	0.08%	0.47%
MAY	2.06%	2.56%	0.76%	0.07%	0.81%
JUNE	2.16%	2.50%	0.59%	0.06%	0.81%
JULY	2.24%	2.41%	0.45%	0.06%	0.81%
AUG	2.24%	2.28%	0.32%	0.05%	0.81%
SEPT	2.26%	2.20%	0.25%	0.04%	0.81%
OCT	2.34%	2.09%	0.17%	0.04%	0.81%
NOV	2.42%	1.94%	0.14%	0.05%	0.81%
DEC	2.50%	1.88%	0.13%	0.06%	0.81%

INTEREST EARNINGS BY FUND VS ACTUAL FY 2021 / 2022

FUND	OCT.2021- JAN.2022 INTEREST	FEB. 2022 INTEREST	MAR. 2022 INTEREST	TOTAL INTEREST YEAR-TO-DATE	ANNUAL BUDGET FY 21-22	YTD DIFFERENCE
GF NON-DEPARTMENTAL 100-409-330-7610	\$ 234,240.96	\$ 53,670.77	\$ 68,830.87	\$ 356,742.60	\$ 780,000.00	\$ (423,257.40)
GF TAX ASSESSOR COLLECTOR 100-499-330-7610	\$ 10,329.81	\$ 647.91	\$ 322.21	\$ 11,299.93	\$ 4,000.00	\$ 7,299.93
ROAD & BRIDGE FUND 200-620-330-7610	\$ 13,874.68	\$ 5,485.45	\$ 8,103.26	\$ 27,463.39	\$ 40,000.00	\$ (12,536.61)
JUVENILE PROBATION FUND 325-672-330-7610	\$ 1,050.97	\$ 274.03	\$ 81.87	\$ 1,406.87	\$ 2,000.00	\$ (593.13)
325-672-330-7611	\$ 61.18	\$ 31.88	\$ 79.35	\$ 172.41	\$ 100.00	\$ 72.41
326-672-330-7610	\$ 34.62	\$ 9.67	\$ 22.01	\$ 66.30	\$ 50.00	\$ 16.30
327-672-330-7610	\$ 41.01	\$ 11.20	\$ 24.80	\$ 77.01	\$ 100.00	\$ (22.99)
CO. CLERK RECORDS ARCHIVE 411-100-330-7610	\$ 3,890.18	\$ 835.69	\$ 960.95	\$ 5,686.82	\$ 3,000.00	\$ 2,686.82
HAVA FUND 422-100-330-7610	\$ 975.91	\$ 80.64	\$ 82.04	\$ 1,138.59	\$ -	\$ 1,138.59
CHILD WELFARE FUND 439-100-330-7610	\$ 16.05	\$ 8.63	\$ 9.46	\$ 34.14	\$ -	\$ 34.14
CO ATTY STATE FORFEITURE 446-100-330-7610	\$ 642.06	\$ 150.96	\$ 105.72	\$ 898.74	\$ -	\$ 898.74
GENERAL FUND DEBT SERVICE 600-680-330-7610	\$ 449.50	\$ 55.82	\$ 163.28	\$ 668.60	\$ 3,000.00	\$ (2,331.40)
TAX NOTE SERIES 2020 701-330-7610	\$ 13,101.73	\$ 2,563.06	\$ 2,705.37	\$ 18,370.16	\$ -	\$ 18,370.16
JAIL COMMISSARY FUND 800-100-330-7610	\$ 5,052.76	\$ 434.13	\$ 571.26	\$ 6,058.15	\$ 200.00	\$ 5,858.15
EMPLOYEE BENEFIT FUND 850-698-330-7610	\$ 15,866.55	\$ 5,192.17	\$ 2,753.38	\$ 23,812.10	\$ 35,000.00	\$ (11,187.90)
WORKERS' COMP FUND 855-699-330-7610	\$ 3,481.63	\$ 233.15	\$ 374.11	\$ 4,088.89	\$ 400.00	\$ 3,688.89
TOTAL INTEREST EARNED	\$303,109.60	\$69,685.16	\$85,189.94	\$457,984.70	\$ 867,850.00	\$ (409,865.30)

*Interest earned includes all investment interest (both Texas Class and Certificates of Deposit) and interest earned on all demand deposit accounts and Money Market Fund accounts.

**GUADALUPE COUNTY CD INVESTMENT PORTFOLIO AS OF
MARCH 31, 2022**

Certificates of Deposit

Description	Purchase Date	Maturity Date	Interest Rate	Beginning Principal Balance	Total Interest Paid in March	Ending Market Value 03/31/2022
FUB XXXX821	03/02/21	03/02/22	1.66%	\$ 2,030,867.59	\$ 2,586.16	\$ 2,033,453.75
FUB XXXX366	08/24/20	08/24/22	1.66%	\$ 2,050,529.57	\$ 2,611.20	\$ 2,053,140.77
FUB XXXX848	03/02/21	09/02/22	1.66%	\$ 2,030,867.59	\$ 2,586.16	\$ 2,033,453.75
FUB XXXX753	02/08/22	02/08/23	1.66%	\$ 5,000,000.00	\$ 6,367.12	\$ 5,006,367.12
FUB XXXX856	03/02/21	03/02/23	1.66%	\$ 2,030,867.59	\$ 2,586.16	\$ 2,033,453.75
FUB XXXX906 - EBA	03/10/22	03/09/23	1.66%	\$ 2,000,000.00	\$ -	\$ 2,000,000.00
FUB XXXX809	04/29/21	04/29/23	1.66%	\$ 2,027,916.27	\$ 2,582.40	\$ 2,030,498.67
FUB XXXX714 - EBA	08/03/21	08/03/23	1.67%	\$ 1,512,672.32	\$ 1,937.88	\$ 1,514,610.20
FUB XXXX761	02/08/22	08/08/23	1.66%	\$ 5,000,000.00	\$ 6,367.12	\$ 5,006,367.12
FUB XXXX788	02/08/22	02/08/24	1.66%	\$ 5,000,000.00	\$ 6,367.12	\$ 5,006,367.12
FUB XXXX876	03/10/22	03/09/24	1.66%	\$ 5,000,000.00	\$ -	\$ 5,000,000.00
MSB XXXX099	05/10/18	05/10/22	1.66%	\$ 2,169,048.05	\$ 2,763.81	\$ 2,171,811.86
MSB XXXX378	08/05/21	02/05/23	1.25%	\$ 1,163,868.67	\$ 1,116.55	\$ 1,164,985.22
MSB XXXX147	02/17/19	02/17/23	1.60%	\$ 2,697,203.38	\$ 3,312.50	\$ 2,700,515.88
SBT XXXX498	09/02/21	03/02/23	1.10%	\$ 3,117,501.21	\$ 2,630.66	\$ 3,120,131.87
SBT XXXX499	03/02/20	03/02/22	2.25%	\$ 5,220,907.31	\$ 9,011.43	\$ 5,229,918.74
CD Totals ending 03/31/2022				\$ 48,052,249.55	\$ 52,826.27	\$ 48,105,075.82

Benchmark: Average 90 day Treasury Bill .51%

	FUB - FIRST UNITED BANK TOTAL GL	Schertz Bank & Trust
\$	31,684,258.50	3,120,131.87
	Marion State Bank	
\$	6,037,312.96	

*NEW CD
*RENEWED CD
*REDEEMED CD



Weather Day Balance

As of
03/31/2022

Primary Department

WXD - Inclement Weather

400 - COUNTY JUDGE	1.7500
450 - DISTRICT CLERK	12.0000
451 - JUSTICE OF THE PEACE, PRECINCT 1	4.0000
452 - JUSTICE OF THE PEACE, PRECINCT 2	1.2500
454 - JUSTICE OF THE PEACE, PRECINCT 4	1.5000
490 - ELECTIONS	50.0000
493 - HUMAN RESOURCES	0.5000
495 - COUNTY AUDITOR	1.7500
496 - PURCHASING	0.7500
499 - TAX ASSESSOR-COLLECTOR	30.0000
503 - MIS DEPARTMENT	3.7500
516 - BUILDING MAINTENANCE	1.2500
543 - FIRE DEPARTMENTS	24.0000
545 - FIRE MARSHAL	36.2500
551 - CONSTABLE, PRECINCT 1	8.0000
553 - CONSTABLE, PRECINCT 3	8.0000
554 - CONSTABLE, PRECINCT 4	20.0000
560 - COUNTY SHERIFF	226.0000
570 - ADULT DETENTION CENTER (JAIL)	95.5000
620 - ROAD & BRIDGE	61.0000
635 - ENVIRONMENTAL HEALTH	0.7500
637 - ANIMAL CONTROL	15.0000
672 - JUVENILE PROBATION	6.0000
673 - JUVENILE DETENTION	19.2500
Grand Totals	628.2500