

# Guadalupe County Treasurer's Monthly and Investment Report

For the Month Ended  
October 31, 2021

Submitted by  
Honorable Linda Douglass  
Guadalupe County Treasurer


# **Table of Contents**

## **Treasurer's Monthly Report**

Treasurer's Letter of Transmittal	Page 2
Certification by County Treasurer	Page 3
Affidavit	Page 4
Statement of Receipts and Disbursements & Investments	Page 5-5(a)
Debt Service Schedule	Page 6
Monthly Departmental Revenues FY 20/21	Page 7
County Sales and Use Tax Comparison Summary 2020/2021	Page 8
Departmental Compensatory Time Liability Report	Page 9
Payroll History Report	Page 10
TCDRS Monthly Report	Page 11
Annual Juror Donations and Charities	Page 12

## **Treasurer's Investment Report**

General Statement	Page 13
Cash Balances	Page 14
Collateral Adequacy	Page 14
Investment Strategy	Page 14-15
Description of Investment Instruments	Page 16
Portfolio by Type of Investment	Page 17
Interest Rates History by Month and Year	Page 18
Interest Earnings by Fund	Page 19
General Ledger Bank Reconciliations Cash in Bank	Page 20
Guadalupe County Investment Portfolio	Page 21-22
COVID- 19 Hours Paid	Page 23



March 8, 2022

To: County Judge Kyle Kutscher and Commissioners' Court

From: Honorable Linda Douglass, Guadalupe County Treasurer

Re: Treasurer's Monthly and Investment Report Ending October 31, 2021

Honorable Members of the Commissioners' Court:

Attached you will find the transmittal of the County Treasurer's Report to Commissioners' Court for money received and disbursed; debts due to and owed by the county; and all other proceedings in the Treasurer's office for the month ended October 31, 2021 as required by the Texas Local Government Code Section 114.026.

In accordance with the provisions of Government Code 2256.023, the Public Funds Investment Act, which require at least quarterly reporting of investment transactions for county funds to the Commissioners' Court. The investments held in Guadalupe County's portfolio comply with the Public Funds Investment Act and Guadalupe County Investment Policy and Strategies.

Also, in accordance with State Law, the books and accounts of the County Treasurer are available to Commissioners' Court for inspection and examination, as desired. This report is also filed with the County Clerk as the official records management officer for Guadalupe County.

Should you have any questions concerning the information provided in this report or request for additional information, please feel free to contact me at (830) 303-4188, ext. 1338.

Respectfully Submitted,

A handwritten signature in blue ink that reads "Linda Douglass".

Honorable Linda Douglass, CCT, CIO  
Guadalupe County Treasurer


**CERTIFICATION BY COUNTY TREASURER**

**THE STATE OF TEXAS** §

**COUNTY OF GUADALUPE** §

**March 8, 2022**


**I, the undersigned, County Treasurer of Guadalupe County, Texas, do hereby swear and affirm that the attached Guadalupe County Treasurer's Monthly and Investment Report to be a true and correct statement, to the best of my knowledge, of all accounts under the control of Guadalupe County Treasurer for the month ended October 31, 2021.**

  
\_\_\_\_\_  
Honorable Linda Douglass, CCT, CIO  
Guadalupe County Treasurer

**THE STATE OF TEXAS**  
**THE COUNTY OF GUADALUPE**

**This instrument was sworn and subscribed before me on this 1st day of March, 2022.**

**Seal**



  
\_\_\_\_\_  
Notary Public

---

**A F F I D A V I T**  
**COUNTY TREASURER'S MONTHLY AND INVESTMENT REPORT FOR**  
**THE MONTH ENDED OCTOBER 31, 2021**

---

**WHEREAS**, in accordance with Section §114.026 of the Texas Local Government Code, the County Treasurer shall make a detailed report of money received and disbursed; debts due to and owed by the county, and all other proceedings in the Treasurer's office shall be presented at the regular meeting of the Commissioners Court.

We the undersigned hereby certify and approve to the best of our knowledge and belief, that the attached information is a true and a complete list of all amounts received and paid from each fund since the County Treasurer's preceding report, and any balance remaining in the Treasurer's hand on the said 31<sup>st</sup> day of October 2021.

**FURTHER**, the amount of cash and other assets that were in the custody of the County Treasurer at the time of the examination was **\$101,994,466.00** as the Guadalupe County Investment Officer. This report has been prepared in compliance with the Local Government Code 116.112 and in accordance with Government Code, Subchapter A, Chapter 2256, of the Public Funds Investment Act.


**THEREFORE**, In accordance with Texas Local Government Code Section 114.026 and Section 116.112, I hereby submit my October 2021 reports as required by law for the Guadalupe County Commissioners' Court review and approval.

**Submitted by:**

  
\_\_\_\_\_  
**Honorable Linda Douglass, Guadalupe County Treasurer**

**APPROVED** this 8<sup>th</sup> day of March 2022

  
\_\_\_\_\_  
**Kyle Kutscher**  
County Judge



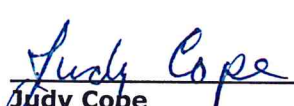
  
\_\_\_\_\_  
**Greg Seidenberger**  
Commissioner Pct. 1

  
\_\_\_\_\_  
**Michael Carpenter**  
Commissioner Pct. 3

**ATTEST:**

  
\_\_\_\_\_  
**Teresa Kiel**  
County Clerk

  
\_\_\_\_\_  
**Drew Engelke**  
Commissioner Pct. 2

  
\_\_\_\_\_  
**Judy Cope**  
Commissioner Pct. 4

A complete detail copy of the Treasurer's Report is available in the County Treasurer's office or an official copy may be purchased at the County Clerk's office. The County Clerk is the official custodian of the Commissioners Court records.

**GUADALUPE COUNTY, TEXAS**

**Combined Statement of Receipts & Disbursements (Monthly Rpt)**

From Date: 10/1/2021 - To Date: 10/31/2021

<b>Fund</b>	<b>Description</b>	<b>Beginning Balance</b>	<b>Total Debits</b>	<b>Total Credits</b>	<b>Ending Balance</b>
100	GENERAL FUND	(\$2,720,169.95)	\$9,271,686.46	\$8,242,051.20	(\$1,690,534.69)
200	ROAD & BRIDGE FUND	\$271,972.13	\$715,179.89	\$649,004.60	\$338,147.42
400	LAW LIBRARY FUND	\$68,253.00	\$6,071.69	\$1,943.74	\$72,380.95
403	SHERIFF'S STATE	\$294,862.04	\$874.86	\$75,788.37	\$219,948.53
405	SHERIFF'S FEDERAL	\$37,055.80	\$8.37	\$0.00	\$37,064.17
408	FIRE CODE INSPECTION	\$172,740.47	\$58,636.80	\$7,841.04	\$223,536.23
409	SHERIFF'S DONATION	\$10,737.35	\$100.00	\$140.94	\$10,696.41
410	COUNTY CLERK	\$194,579.94	\$36,250.00	\$11,853.58	\$218,976.36
411	CO. CLERK RECORDS	\$263,203.97	\$36,363.75	\$0.00	\$299,567.72
412	COUNTY RECORDS	\$31,240.26	\$2,650.96	\$1,105.00	\$32,786.22
413	VITAL STATISTICS	\$20,044.07	\$617.00	\$0.00	\$20,661.07
414	COURTHOUSE SECURITY	\$161,987.63	\$7,800.62	\$3,153.91	\$166,634.34
415	DISTRICT CLERK	\$22,881.36	\$828.13	\$0.00	\$23,709.49
416	JUSTICE COURT	\$118,083.30	\$2,169.06	\$2,059.30	\$118,193.06
417	CO & DIST COURT	\$29,411.36	\$236.83	\$0.00	\$29,648.19
418	JP JUSTICE COURT	\$18,436.16	\$68.00	\$3,504.68	\$14,999.48
420	SURPLUS FUNDS-	\$143,829.38	\$0.00	\$0.00	\$143,829.38
422	HAVA FUND	\$88,710.03	\$65.41	\$0.00	\$88,775.44
430	COURT REPORTER FEE	\$49,312.80	\$3,135.96	\$0.00	\$52,448.76
431	FAMILY PROTECTION	\$89,893.86	\$914.17	\$0.00	\$90,808.03
432	DIST CLK RECORDS	\$38,640.52	\$626.58	\$0.00	\$39,267.10
433	COURT RECORDS	\$37,575.86	\$2,155.68	\$0.00	\$39,731.54
435	ALTERNATIVE DISPUTE	\$36,066.93	\$2,023.85	\$0.00	\$38,090.78
436	COURT-INITIATED	\$43,621.09	\$1,020.90	\$400.00	\$44,241.99
437	CHILD SAFETY FEE-GF	\$74,986.63	\$5,152.94	\$0.00	\$80,139.57
439	CHILD WELFARE BOARD	\$18,834.02	\$4.00	\$0.00	\$18,838.02
440	SPECIALTY	\$59,672.00	\$1,253.33	\$225.15	\$60,700.18
441	TRUANCY PREVENTION&	\$39,961.32	\$2,326.05	\$0.00	\$42,287.37
445	CA PRE-TRIAL	\$3,500.00	\$0.00	\$400.00	\$3,100.00
447	COUNTY ATTORNEY	\$1,039.00	\$0.00	\$1,294.69	(\$255.69)
451	CONSTABLE 1 STATE	\$1.48	\$0.00	\$0.00	\$1.48
453	CONSTABLE 3 STATE	\$498.35	\$0.55	\$0.00	\$498.90
463	CONSTABLE 3 FEDERAL	\$2,231.59	\$0.00	\$948.00	\$1,283.59
480	HOTEL OCCUPANCY	\$682,062.50	\$51,819.18	\$1,254.20	\$732,627.48
498	BAIL BOND SECURITY	\$190,678.55	\$500.00	\$0.00	\$191,178.55
499	EMPLOYEE FUND-GF	\$14,646.26	\$136.62	\$68.31	\$14,714.57
500	SPECIAL VIT INTEREST	\$541.97	\$0.00	\$0.00	\$541.97
501	COUNTY ATTORNEY HOT	\$17,800.65	\$54.63	\$0.00	\$17,855.28
505	LAW ENFORCEMENT	\$18,547.14	\$0.00	\$133.97	\$18,413.17
600	DEBT SERVICE	\$55,722.71	\$40.92	\$0.00	\$55,763.63
700	CAPITAL PROJECT FUND	\$404,914.20	\$0.00	\$24,885.95	\$380,028.25
701	TAX NOTES	\$69,093.11	\$14.11	\$18,582.00	\$50,525.22
702	DEPT OF HOMELAND	\$234.85	\$0.00	\$0.00	\$234.85
800	JAIL COMMISSARY FUND	\$452,837.06	\$34,611.42	\$54,826.96	\$432,621.52
850	EMPLOYEE HEALTH	\$3,538,614.07	\$575,431.34	\$890,665.19	\$3,223,380.22
855	WORKERS'	\$341,535.11	\$241.91	\$79,997.50	\$261,779.52
<b>Grand Total:</b>		<b>\$5,510,921.93</b>	<b>\$10,821,071.97</b>	<b>\$10,072,128.28</b>	<b>\$6,259,865.62</b>

**GUADALUPE COUNTY, TEXAS**  
**Other Assets Investments**  
**From Date: 10/1/2021 - To Date: 10/31/2021**

<b>Fund</b>	<b>Description</b>	<b>Beginning Balance</b>	<b>Total Debits</b>	<b>Total Credits</b>	<b>Ending Balance</b>
100	GENERAL FUND	\$55,922,009.72	\$274,670.94	\$3,008,199.75	\$53,188,480.91
200	ROAD & BRIDGE	\$6,980,659.01	\$37,683.45	\$500,000.00	\$6,518,342.46
400	LAW LIBRARY FUND	\$275,000.00	\$0.00	\$0.00	\$275,000.00
408	FIRE CODE	\$150,000.00	\$0.00	\$0.00	\$150,000.00
410	COUNTY CLERK	\$1,016,454.29	\$1,496.68	\$0.00	\$1,017,950.97
411	CO. CLERK RECORDS	\$667,239.91	\$881.33	\$0.00	\$668,121.24
412	COUNTY RECORDS	\$100,000.00	\$0.00	\$0.00	\$100,000.00
433	COURT RECORDS	\$75,000.00	\$0.00	\$0.00	\$75,000.00
435	ALTERNATIVE	\$325,000.00	\$0.00	\$0.00	\$325,000.00
437	CHILD SAFETY FEE-	\$150,000.00	\$0.00	\$0.00	\$150,000.00
498	BAIL BOND	\$310,000.00	\$0.00	\$0.00	\$310,000.00
600	DEBT SERVICE	\$56,105.87	\$11,688.01	\$0.00	\$67,793.88
700	CAPITAL PROJECT	\$5,347,912.14	\$0.00	\$0.00	\$5,347,912.14
701	TAX NOTES	\$8,319,700.27	\$3,533.03	\$0.00	\$8,323,233.30
714	RECOVERY FUND	\$16,209,387.12	\$0.00	\$0.00	\$16,209,387.12
850	EMPLOYEE HEALTH	\$3,004,255.06	\$4,123.66	\$0.00	\$3,008,378.72
<b>Grand Total:</b>		<b>\$98,908,723.39</b>	<b>\$334,077.10</b>	<b>\$3,508,199.75</b>	<b>\$95,734,600.74</b>

# GUADALUPE COUNTY, TEXAS

## Debt Service Schedule - Outstanding Debt

### CERTIFICATES OF OBLIGATION, SERIES 2013

In May 2013, the Guadalupe County Commissioners Court issued \$5,000,000 in certificates of obligation for the remodeling of the 2nd floor of the Justice Center and for replacing the air conditioning and heating system at the County Jail.

FISCAL YEAR	PRINCIPAL DUE 2/1	INTEREST RATE	INTEREST DUE 2/1	INTEREST DUE 8/1	TOTAL
2022	\$ 1,240,000.00	1.80%	\$ 21,942.50	\$ 10,782.50	\$ 1,272,725.00
2023	\$ 1,135,000.00	1.90%	\$ 10,782.50	\$ -	\$ 1,145,782.50
	<u>\$ 2,375,000.00</u>		<u>\$ 32,725.00</u>	<u>\$ 10,782.50</u>	<u>\$ 2,418,507.50</u>

### TAX NOTES, SERIES 2017

In June 2017, the Guadalupe County Commissioners Court issued \$8,500,000 in Tax Notes for the purpose of construction, acquiring, purchasing, renovating, equipping, enlarging and improving County-owned facilities and making other County improvements; purchasing personal property, materials, supplies, equipment, machinery, land, and rights-of-way for authorized needs and purposes relating to the aforementioned capital improvements and payment of professional services relating to the aforementioned projects and relating to the issuance of the Notes (the Project)

FISCAL YEAR	PRINCIPAL DUE 2/1	INTEREST RATE	INTEREST DUE 2/1	INTEREST DUE 8/1	TOTAL
2022	\$ 1,090,000.00	1.525%	\$ 41,538.75	\$ 33,227.50	\$ 1,164,766.25
2023	\$ 1,240,000.00	1.700%	\$ 33,227.50	\$ 22,687.50	\$ 1,295,915.00
2024	\$ 2,420,000.00	1.875%	\$ 22,687.50	\$ -	\$ 2,442,687.50
	<u>\$ 4,750,000.00</u>		<u>\$ 97,453.75</u>	<u>\$ 55,915.00</u>	<u>\$ 4,903,368.75</u>

### TAX NOTES, SERIES 2020

In November 2020, the Guadalupe County Commissioners Court issued \$8,500,000 in Tax Notes. These Tax Notes were issued for the purposes of constructing, purchasing, renovating, equipping, enlarging, and improving County facilities, and purchasing personal property, materials, supplies, equipment, machinery, land, and rights-of-way for authorized needs and purposes relating to the aforementioned capital improvements and professional services relating to the aforementioned projects.

FISCAL YEAR	PRINCIPAL DUE 2/1	INTEREST RATE	INTEREST DUE 2/1	INTEREST DUE 8/1	TOTAL
2022	\$ 150,000.00	0.536%	\$ 33,924.03	\$ 33,522.03	\$ 217,446.06
2023	\$ 160,000.00	0.564%	\$ 33,522.03	\$ 33,070.83	\$ 226,592.86
2024	\$ 175,000.00	0.591%	\$ 33,070.83	\$ 32,553.70	\$ 240,624.53
2025	\$ 2,610,000.00	0.692%	\$ 32,553.70	\$ 23,523.10	\$ 2,666,076.80
2026	\$ 2,670,000.00	0.793%	\$ 23,523.10	\$ 12,936.55	\$ 2,706,459.65
2027	\$ 2,735,000.00	0.946%	\$ 12,936.55	\$ -	\$ 2,747,936.55
	<u>\$ 8,500,000.00</u>		<u>\$ 169,530.24</u>	<u>\$ 135,606.21</u>	<u>\$ 8,805,136.45</u>

Total Debt Outstanding as of 10/01/2021	\$ 15,625,000.00
Less scheduled principal payments for FY22	<u>\$ (2,480,000.00)</u>
Total Debt Outstanding as of 10/01/2022	<u>\$ 13,145,000.00</u>



# Monthly Departmental Revenues for the Fiscal Year October 1, 2021 to September 30, 2022


	Oct-21	REVENUE YEAR-TO- DATE
ADULT DETENTION CENTER	\$ 82,699.99	\$ 82,699.99
CO ATTORNEY	\$ 734.20	\$ 734.20
CONSTABLE 1	\$ 6,456.93	\$ 6,456.93
CONSTABLE 2	\$ 4,347.28	\$ 4,347.28
CONSTABLE 3	\$ 1,271.94	\$ 1,271.94
CONSTABLE 4	\$ 3,803.50	\$ 3,803.50
COUNTY CLERK-CIVIL	\$ 25,655.61	\$ 25,655.61
COUNTY CLERK-CCL AND CCL2	\$ 34,156.00	\$ 34,156.00
COUNTY CLERK-DEEDS/LIBRARY	\$ 177,480.13	\$ 177,480.13
COUNTY CLERK-VITAL STATS	\$ 12,266.50	\$ 12,266.50
COUNTY CLERK-SCHERTZ	\$ 3,097.00	\$ 3,097.00
COUNTY CLERK-TPW	\$ 76.00	\$ 76.00
DISTRICT CLERK-CIVIL	\$ 72,576.24	\$ 72,576.24
DISTRICT CLERK-CCM	\$ 24,331.87	\$ 24,331.87
ELECTIONS	\$ -	\$ -
ENVIRONMENTAL HEALTH	\$ 21,354.00	\$ 21,354.00
FIRE MARSHAL	\$ 58,636.80	\$ 58,636.80
NON-DEPARTMENTAL *	\$ 526,385.98	\$ 526,385.98
HOTEL OCCUPANCY TAX	\$ 50,564.98	\$ 50,564.98
JUSTICE OF THE PEACE, PCT. 1	\$ 103,478.92	\$ 103,478.92
JUSTICE OF THE PEACE, PCT. 2	\$ 10,541.72	\$ 10,541.72
JUSTICE OF THE PEACE, PCT. 3	\$ 11,437.56	\$ 11,437.56
JUSTICE OF THE PEACE, PCT. 4	\$ 27,229.03	\$ 27,229.03
JUVENILE PROBATION	\$ 12,465.00	\$ 12,465.00
ROAD AND BRIDGE	\$ 43,089.75	\$ 43,089.75
SHERIFF'S DEPARTMENT	\$ 3,770.00	\$ 3,770.00
TAX OFFICE	\$ 4,180,011.67	\$ 4,180,011.67
TREASURER'S OFFICE	\$ 60.00	\$ 60.00

<b>TOTAL MONTHLY REVENUES</b>	<b>\$ 5,497,978.60</b>	<b>\$ 5,497,978.60</b>
-------------------------------	------------------------	------------------------

\*NON-DEPARTMENTAL includes:

MIXED BEVERAGE	\$ 23,182.07
TABC	\$ 17.50
ACCENT FOOD	\$ 68.31
TXDOT	\$ 503,118.10

**GUADALUPE COUNTY**  
**SALES TAX COLLECTIONS COMPARISON FY2021 / FY2022**




Month Collected / Month Remitted	FY 2021	Month Collected / Month Remitted	FY 2022	FY 2021 / 2022 Net Difference	Comparable Monthly % Change Increase/Decrease
October / December	\$ 753,002.00	October / December	\$ 878,902.00	\$ 125,900.00	16.72%
November / January	\$ 753,557.00	November / January	\$ -	\$ -	0.00%
December / February	\$ 1,026,147.00	December / February	\$ -	\$ -	0.00%
January / March	\$ 774,772.00	January / March	\$ -	\$ -	0.00%
February / April	\$ 637,177.00	February / April	\$ -	\$ -	0.00%
March / May	\$ 1,018,853.00	March / May	\$ -	\$ -	0.00%
April / June	\$ 882,335.00	April / June	\$ -	\$ -	0.00%
May / July	\$ 853,432.00	May / July	\$ -	\$ -	0.00%
June / August	\$ 1,092,076.00	June / August	\$ -	\$ -	0.00%
July / September	\$ 889,459.00	July / September	\$ -	\$ -	0.00%
August / October	\$ 950,573.00	August / October	\$ -	\$ -	0.00%
September / November	\$ 1,092,229.00	September / November	\$ -	\$ -	0.00%
<b>Total Payments Received:</b>	<b>\$ 10,723,612.00</b>	<b>Total Payments Received:</b>	<b>\$ 878,902.00</b>	<b>\$ 125,900.00</b>	

\*\*Note - Sales Tax is paid two months in arrears from Texas Comptroller of Public Accounts.

**SALES TAX BY FISCAL YEAR**  
**BUDGET vs ACTUAL**

	FY 2018	FY 2019	FY 2020	FY 2021	FY 2022
<b>BUDGET</b>	\$ 7,300,000	\$7,400,000	\$7,800,000	\$7,020,000	\$9,576,000
<b>ACTUAL</b>	\$ 7,698,785	\$8,158,940	\$10,723,612	\$10,723,612	\$878,902



# Compensatory Time Liability Report

As of 10/31/21

Primary Department	Rate	Compensatory Time
<b>400 - COUNTY JUDGE</b>	<b>\$1,363.53</b>	<b>49.2250</b>
<b>401 - COMMISSIONERS COURT</b>	<b>\$405.49</b>	<b>20.6250</b>
<b>403 - COUNTY CLERK</b>	<b>\$543.02</b>	<b>21.1850</b>
<b>405 - VETERANS' SERVICE OFFICER</b>	<b>\$174.25</b>	<b>8.5000</b>
<b>426 - COUNTY COURT-AT-LAW</b>	<b>\$10.39</b>	<b>0.3750</b>
<b>427 - COUNTY COURT-AT-LAW NO. 2</b>	<b>\$1,263.81</b>	<b>45.6250</b>
<b>450 - DISTRICT CLERK</b>	<b>\$746.34</b>	<b>35.7800</b>
<b>451 - JUSTICE OF THE PEACE, PRECINCT 1</b>	<b>\$1,325.78</b>	<b>63.7800</b>
<b>452 - JUSTICE OF THE PEACE, PRECINCT 2</b>	<b>\$285.41</b>	<b>15.1250</b>
<b>453 - JUSTICE OF THE PEACE, PRECINCT 3</b>	<b>\$1,614.38</b>	<b>65.6250</b>
<b>454 - JUSTICE OF THE PEACE, PRECINCT 4</b>	<b>\$439.69</b>	<b>23.2500</b>
<b>475 - COUNTY ATTORNEY</b>	<b>\$3,858.90</b>	<b>157.5400</b>
<b>490 - ELECTIONS ADMINISTRATION</b>	<b>\$7,910.21</b>	<b>436.4950</b>
<b>493 - HUMAN RESOURCES</b>	<b>\$252.76</b>	<b>11.6250</b>
<b>495 - COUNTY AUDITOR</b>	<b>\$2,390.84</b>	<b>106.7500</b>
<b>496 - PURCHASING</b>	<b>\$410.65</b>	<b>24.1250</b>
<b>497 - COUNTY TREASURER</b>	<b>\$477.38</b>	<b>18.8800</b>
<b>499 - TAX ASSESSOR-COLLECTOR</b>	<b>\$7,089.77</b>	<b>267.0300</b>
<b>503 - MIS DEPARTMENT</b>	<b>\$3,875.11</b>	<b>145.5400</b>
<b>516 - BUILDING MAINTENANCE</b>	<b>\$238.70</b>	<b>13.4650</b>
<b>545 - FIRE MARSHAL</b>	<b>\$4,447.11</b>	<b>161.2500</b>
<b>554 - CONSTABLE, PRECINCT 4</b>	<b>\$235.97</b>	<b>9.1250</b>
<b>562 - HIGHWAY PATROL</b>	<b>\$738.42</b>	<b>35.7500</b>
<b>570 - ADULT DETENTION CENTER (JAIL)</b>	<b>\$1,969.58</b>	<b>89.3750</b>
<b>600 - CSCD (ADULT PROBATION)</b>	<b>\$5,272.40</b>	<b>249.6250</b>
<b>620 - ROAD &amp; BRIDGE</b>	<b>\$6,390.96</b>	<b>257.2250</b>
<b>635 - ENVIRONMENTAL HEALTH</b>	<b>\$518.38</b>	<b>24.5790</b>
<b>637 - ANIMAL CONTROL</b>	<b>\$1,655.28</b>	<b>78.6500</b>
<b>665 - AGRICULTURE EXTENSION SERVICE</b>	<b>\$939.94</b>	<b>38.9100</b>
<b>672 - JUVENILE PROBATION</b>	<b>\$7,887.22</b>	<b>302.8850</b>
<b>673 - JUVENILE DETENTION</b>	<b>\$4,297.72</b>	<b>163.8650</b>
<b>Grand Totals</b>	<b>\$69,029.37</b>	<b>2,941.7840</b>



# Payroll History Report

Pay Date Range 10/01/21 - 10/31/21

Payroll History Total

Hours Description	Hours	Gross	Withholdings and Deductions	Gross Base
ADMIN LEAVE - ADMINISTRATIVE LEAVE	108.0000	2,171.72	Gross	2,531,615.30
ADMIN PAY - ADMINISTRATIVE PAY	51.7500	1,037.80	Federal Income Tax	226,597.27
ADV JAILER-HRLY - Advanced Jailer-Hourly	.0000	720.00	FICA	149,181.98
ADV PO APPOINTED - Advanced Peace Officer Appointer	.0000	100.00	Medicare	34,889.17
ADV PO ELECTED - Advanced Peace Officer Elected	.0000	100.00	Adult Probation Post Tax	338.41
ADV PO HOURLY - Advanced Peace Officer Hourly	.0000	1,600.00	Adult Probation Pre Tax	4,643.07
ADV TELE-HOURLY - Advanced Telecommunicator-HRLY	.0000	180.00	AETNA Critical Illness	6,031.93
AUTO APPOINTED - Auto Allowance Appointed	.0000	1,166.66	Dental-EE(+SP)	3,433.35
AUTO ELECTED - Auto Allowance Elected Officials	.0000	5,200.01	Bankruptcy Payments	382.62
CELL PHONE ELECT - Cell Phone Elected	.0000	300.00	Child Support	10,621.14
CELL PHONE HRLY - Cell Phone Hourly	.0000	420.00	CHILD SUPPORT	470.76
CHS - Courthouse Security	49.5000	1,121.82	CHUBB Permanent Life	5,002.58
COMP IN OT - Comp Earned Overtime	300.0000	.00	Dental-EE(+CH)	5,500.00
COMP IN ST - Comp Earned Straight Time	122.5000	.00	Dental-EE(+FAM)	7,644.00
COMP USED - Comp Used	417.3750	9,444.87	Dental-EE(+SP)	3,628.50
COMP USED PT - Comp Used Part Time	5.0000	92.50	Dental-EE(ONLY)	5,522.50
CORR - Correct Prior Pay	.0000	9.20	HealthEq. Flexible Spending Acct	20,516.48
COVID19 SK HR 100 - COVID-19 Sick Hourly 100	492.5000	11,884.85	HealthEq. FSA Dependent Care	1,043.32
COVID19 SK PT 100 - COVID-19 Sick PT 100	94.5000	1,301.12	Medical-EE(+CH)	23,326.00
DIST JUDGE SUPP - District Judge Supplement	.0000	1,400.00	Medical-EE(+FAM)	29,172.00
DOEP - Adult Probation Instructor	.0000	540.00	Medical-EE(+SP)	12,432.00
DWI-ED - Adult Probation Instructor DWI	.0000	1,398.00	Nationwide Deferred Comp	5,519.06
EVC - Early Voting Clerk	14.2500	142.50	Property Tax Escrow Accounts	4,692.50
GIFT CARD - Gift Card Taxable Income	.0000	300.00	Retirement Hrly/Sal	175,766.91
HP - Holiday Pay	2,308.0000	50,240.60	United Way	19.68
HP PT - HOLIDAY PAY PT	12.0000	160.52	UNUM Long-Term Disability	2,221.38
HPLAW - Holiday Pay Law Enforcement	1,808.0000	45,989.36	UNUM LTD Rounding	(.01)
HRLY - Hourly	73,694.5000	1,689,524.32	UNUM Short-Term Disability	4,782.90
INT JAILER-HRLY - Intermediate Jailer-Hourly	.0000	240.00	UNUM STD Rounding	.14
INT PO HOURLY - Intermediate Peace Off-Hourly	.0000	675.00	Valic Deferred Comp	11,435.00
JDO-SUPP - Juv Det Officer Cert Suppmnt	.0000	2,563.00	Valic Roth 457(b)	80.00
JPO CHIEF CERT - JPO Certification Pay for Chief	.0000	186.60	Vision EE Only Buy Up	721.68
JPO-SUPP - JPO Certification Pay	.0000	1,866.00	Vision EE+CH Buy Up	367.65
JUV BOARD - Juvenile Board Salary	.0000	1,200.00	Vision EE+FAM Buy Up	1,108.45
JUV MEALS - Juvenile Meals other than trng	.0000	68.76	Vision EE+SP Buy Up	516.12
LWOP - Leave Without Pay	366.2500	.00	Vision Employee + Child(ren)	488.40
MASTER JAILER-HR - Master Jailer Hourly	.0000	1,280.00	Vision Employee + Family	600.60
MASTER PO HRLY - Master Peace Officer Hourly	.0000	8,800.00	Vision Employee + Spouse	311.10
MASTER PO-ELECTE - Master Peace Officer-Elected	.0000	800.00	Vision Employee Only	781.44
MASTER TELE-HRLY - Master Telecommunicator-Hrly	.0000	600.00	XXX AETNA Accident	5,720.88
MILITARY - Military Leave With Pay	75.7500	1,838.01	Net	\$1,766,104.34
OT - Overtime	785.7500	17,141.45	Benefits	Amount
OT FLSA REG - Regular Overtime	.0000	8,679.49	Medical and Dental Contributions	456,144.00
OT ST - Overtime Straight Time	8.0000	221.60	RETIREMENT BI-WEEKLY PAYROLL	278,224.70
PERS ACCRUED - Personal Time Accrued	16.0000	.00	RETIREMENT MONTHLY PAYROLL	533.25
PERS USED - Personal Time Used	39.7500	791.47	RETIREMENT SALARY PAYROLL	18,790.88
PT - Part Time Employee	2,842.2500	46,975.53	Total	\$753,692.83
PT- SALARY - Part Time Salaried	.0000	2,455.20		
SAL APPOINTED - Salary Appointed Officials	.0000	76,868.65		
SAL ELECTED - Salary Elected Officials	.0000	127,935.41		
SALARY - Salary	.0000	183,349.66		
SERT OFFICER - SERT Officer	.0000	1,440.00		
SICK ACCRUED - Sick Time Accrued	3,355.3596	.00		
SICK LOST - Sick Lost	27.0739	.00		
SICK POOL DONATE - Sick Hours Donated to Pool	49.2304	.00		
SICK SALARY - Sick Salaried Employee	64.0000	.00		
SICK USED - Sick Time Used	2,511.0000	57,386.79		
SICK USED PT - SICK USED PT	33.2500	522.09		
STATE SUPP - State Supplement Elected	.0000	2,100.00		
SUPPLEMENTAL PAY - Supplemental Pay	.0000	413.75		
TEMP - Temporary Employee	819.7500	9,879.27		
UNIFORM - Uniform Allowance	.0000	56,437.12		
UNIFORM APPOINTE - Uniforms Appointed	.0000	450.00		
UNIFORM ELECTED - Elected Officials Uniform Allowa	.0000	1,800.00		
UNIFORM RENTAL - Uniform Rental Non Cash Use Fee	.0000	782.03		
VAC ACCRUED - Vacation Accrued	4,265.9830	.00		
VAC SALARY - Vacation Used Salaried Employee	152.0000	.00		
VAC USED - Vacation Used-hourly	3,681.4611	86,814.06		
VAC USED PT - VAC USED PT	26.2500	377.34		
VEHICLE - Vehicle Non Cash Use Fee	.0000	1,128.00		
VJ - Visiting Judge	.0000	652.02		
WC Medical - Medical Admin Leave	9.0000	236.91		
WC TAXED - Workers Comp Taxed	69.2500	1,780.43		
WXD USED - Inclement Weather Used	112.0000	543.84		
<b>Total</b>	<b>98,787.2330</b>	<b>\$2,531,615.30</b>		



**Texas County and District Retirement System**  
**Retirement Contribution Certification**

TCDRS-3A  
 Revised 3/05

Employer Name Guadalupe County Employer Number 193  
 Contact Person Terri B Troncoso Telephone Number 830-303-4188 ext. 1374  
 Reporting Month/Year Oct-21

I certify this to be a true and complete report of the retirement contributions required by the Texas County and District Retirement System for the above employer.

Hinda Douglass  
 Signature of Authorized Official

COUNTY TREASURER  
 Title

**Calculation of Funds**

**Employee Deposits**

Employee Deposits Grand Total \$175,766.91

**Employer Contributions**

	Employee Deposits Grand Total	Employee Deposit Rate	Employer Contribution Rate	
Employer Contributions	175,766.91	7%	11.85%	\$297,548.83
Optional Group Term Life	175,766.91	0%	0.00%	\$0.00

**Monthly Adjustment Report Totals from TCDRS-3B**

Total Employee Deposit Adjustments	\$0.00
Total Employer Contribution Adjustments	\$0.00
Total Optional Group Term Life Adjustments	\$0.00
Total Adjustments	\$0.00

**Overpayments/Underpayments from Previous Reports**

Add or Subtract Payment Variances from Prior Report \$0.00

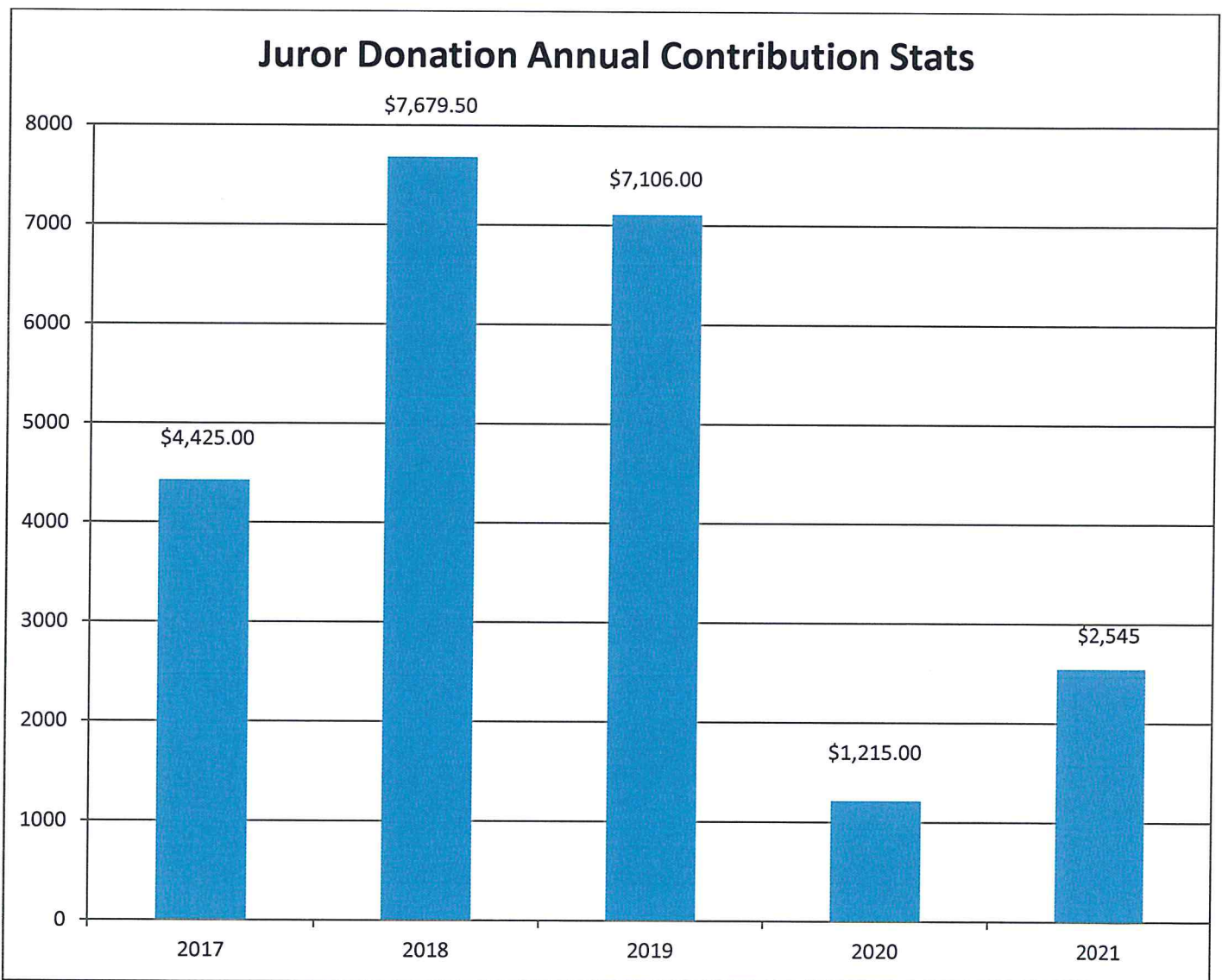
<b>Total Funds Due</b>	\$473,315.74
<b>TOTAL FUNDS SUBMITTED</b>	\$473,315.74
<b>Difference</b>	\$0.00

## Annual Juror Donations and Charities

Jurors are able to donate all or part of their pay to the following charities:


- Court Appointed Special Advocates (CASA)
- Guadalupe County Child Welfare Service
- Guadalupe County Crime Stoppers
- Guadalupe Valley Family Violence Shelter
- Rural Area Parenting Services (RAPPS) (Business closed August 2021)
- Texas Victims Compensation Fund
- Veterans Court Program

### Historical Data on Annual Juror Donations to Non-Profits



AS OF 10/31/2021

# Treasurer's Investment Report



**SUBMITTED TO: COMMISSIONERS' COURT, GUADALUPE COUNTY  
BY: HONORABLE LINDA DOUGLASS, COUNTY TREASURER**

This report is prepared in accordance with the provisions of Government Code 2256.023, The Public Funds Investment Act, which requires at least quarterly reporting of investment transactions for county funds to the Commissioners' Court. The investments held in Guadalupe County's portfolio comply with the Public Funds Investment Act and the County's Investment Policy and Strategies.

## **General Statement**

This report summarizes the County's Investment Portfolio position and performance for the month ended October 31, 2021.

Funds of Guadalupe County will be invested in accordance with federal and state laws and within the boundaries of the Investment Policy. Investments shall be made with judgment and care under circumstances then prevailing-which persons of prudence, discretion, and intelligence exercise in the management of their affairs, not for speculation, but for investment, considering the probable safety of their capital as well as the probable income to be derived. The first and foremost consideration of all Guadalupe County investment transactions is the suitability of the investment to the financial requirements of the County. Guadalupe County will invest according to investment strategies for each fund as they are adopted by Commissioners' Court resolution in accordance with PFIA 2256 of the Texas Government Code.

Currently, the County's investments are made utilizing Texas Class Investment Pool, Certificates of Deposit, Brokerage Certificates of Deposit, and Money Market Funds. Pools combine the cash of participating jurisdictions and invest the assets in securities otherwise allowed under state law as regarding government investments. During the current 2021-2022 fiscal year, interest earnings year to date totaled \$39,008.00 as of October 31, 2021 (See "Interest Earnings by Fund" schedule on page 19). These interest earnings include interest earned on First United Bank Accounts, Schertz Money Market Accounts, Certificates of Deposit, and Texas Class Investment Pool.

## **Cash Balances**

“Cash balances” are the dollar amounts in a checking account that can be transferred, invested, used to pay down debt, or left in the account for compensation purposes. The total available cash balances on-hand in First United Bank, Schertz Bank & Trust, and Texas Class as of October 31, 2021, was \$70,588,282.00 (See “Cash Balances” schedule on page 20). Balances in Texas Class and Certificates of Deposit made up 50% of all invested monies. Cash balances in First United Bank and Schertz Bank and Trust bank accounts are monitored daily.

## **Collateral Adequacy**

Collateral on cash balances and investments was adequate during the month. Collateral pledged as of October 31, 2021, is as follows: First United Bank FHLB Letters of Credit pledged plus FDIC insurance was 60,767,883.00 Schertz Bank and Trust FHLB Letters of Credit pledged plus FDIC insurance was \$31,422,619.00, Marion State Bank collateral pledged plus FDIC insurance held in Safekeeping by Frost Bank is \$9,108,529.00.

## **Investment Strategy**

In accordance with the Public Funds Investment Act, Guadalupe County Investment Strategies shall address the following priorities:

- Understanding of the suitability of the investment to the financial requirements of the County;
- Preservation and safety of principal;
- Liquidity;
- Marketability of the investment if the need arises to liquidate the investment before maturity;
- Diversification of the investment portfolio; and
- Yield

A portion of the operating portfolio will be used to invest funds in Texas Class Investment Pool and Money Market Funds. Available funds can be invested in highly liquid short-term Treasury Bills, Agency Discount Notes, US Government Bonds, and Certificates of Deposit with a stated maturity of thirty-six (36) months or less when their yield exceeds Texas Class or Money Market Fund Rates. The dollar-weighted average maturity of 365 days or less will be calculated using the stated final maturity dates of each security.

Guadalupe County will attempt to diversify its investments to help ensure the financial security and optimum liquidity of funds while achieving the maximum yield adhering to the County Investment Policy and state laws.


Monies will continue to be invested in a positive manner based on the cash flow needs of Guadalupe County. Investments are made with the intention of holding to maturity, but with the ability to liquidate should funds be needed at any time. As always, we remain focused on safety, liquidity, and then yield.



We will avoid speculative investing and maintain the highest professional and ethical standards as custodians of the public trust.

This report has been prepared in compliance with the Local Government Code 116.112 and Government Code, Subchapter A, Chapter 2256, Public Funds Investment Act.

March 8, 2022  
Submitted by:

  
\_\_\_\_\_  
Honorable Linda Douglass, COT CIO,  
Guadalupe County Treasurer

  
\_\_\_\_\_  
Jacqueline Zambrano, CIO  
Treasurer's Administrative Assistant

## ***DESCRIPTION OF INVESTMENT INSTRUMENTS***

Descriptions of the different instruments are as follows:

**Certificates of Deposit** - A deposit of funds, in a bank or savings and loan association, for a specified term that earns interest at a specified rate or rate formula. CD's may be secured or unsecured. They may be for terms as short as 1 week or as long as or longer than 10 years.

**Commercial Paper** - Unsecured, short-term promissory notes issued by corporations for specific amounts and with specific maturity dates. Commercial Paper may be sold on a discount basis or may bear interest. Terms can be as short as 1 day and usually do not exceed 270 days

**Discount Notes** – Securities that do not pay periodic interest. Investors earn the difference between the discount issue price and the full face value paid at maturity.

**Fair Value** – the amount at which a financial instrument could be exchanged in a current transaction between willing parties, other than in a force or liquidation sale.

**Federal Agencies** – were created to provide credit to various sectors of the economy. They include the issuance of discount notes, coupon notes and bonds, and mortgage securities.

**Market Value** - the amount of which an instrument can be sold on a given date, prior to maturity.

**Money Market Mutual Fund** – are interest-bearing funds that invest in short-term investments so that the funds remain liquid and available to depositors. Such funds will normally include in their investment objectives the maintenance of a stable net asset value. The dollar-weighted average stated maturity of such funds is usually 60 days or less.

**Par Value** – the amount the collateral is worth if it's sold as face value.

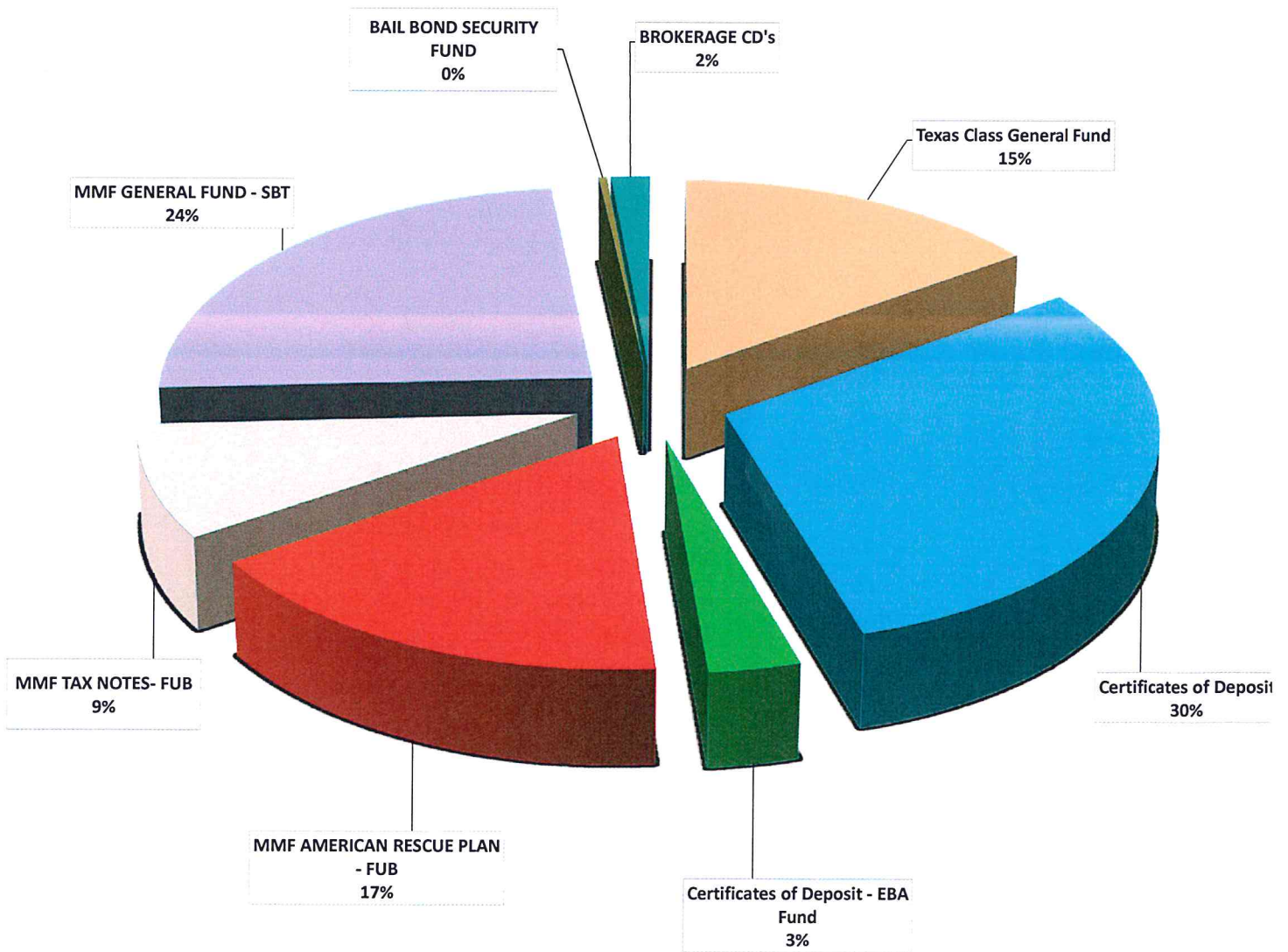
**Repurchase Agreements (Repos)** – are short-term agreements to purchase securities and then, at a specified time, sell them back to the original party at the same price. Repos are agreements, not instruments, and transactions are generally subject to a Master Repurchase Agreement that stipulates the rights and obligations of the parties involved. The securities delivered are considered collateral and are usually treasuries, agencies, or mortgages. A stated "Repo rate" is the rate of interest that may be earned calculated on an actual-day month/360-day year basis.

**Treasury Bills** – are issued at a discount at an auction conducted by the Federal Reserve Bank. Bills may be issued in maturities of 3-months, 6-months, or 1-year. The difference between the face amount at maturity and the discounted amount paid by the investor is the income earned on the security. The market for treasury bills is the most active and most carefully watched sector in the world. Every other type of security trades at a basis spread over treasuries.

**Treasury Notes & Bonds** – are interest-bearing securities with a stated coupon rated issued at or near face value and redeemable at face value. Notes have maturities from 1 to 10 years and bonds have maturities from 10 to 30 years.

**PORTFOLIO BY TYPE OF INVESTMENT ALLOCATION  
AS OF OCTOBER 31, 2021**

Texas Class General Fund	\$	14,370,612.00
Certificates of Deposit	\$	29,093,139.00
Certificates of Deposit - EBA Fund	\$	3,008,379.00
MMF AMERICAN RESCUE PLAN - FUB	\$	16,209,387.00
MMF TAX NOTES- FUB	\$	8,323,233.00
MMF GENERAL FUND - SBT	\$	22,925,851.00
BAIL BOND SECURITY FUND	\$	310,000.00
BROKERAGE CD's	\$	1,494,000.00
<b>TOTAL</b>	<b>\$</b>	<b>95,734,601.00</b>



# INTEREST RATES HISTORY BY MONTH AND YEAR

## FIRST UNITED BANK ACCOUNTS

	2017	2018	2019	2020	2021
JAN	0.10%	0.15%	0.15%	0.25%	0.25%
FEB	0.10%	0.15%	0.15%	0.25%	0.25%
MAR	0.10%	0.15%	0.15%	0.25%	0.25%
APR	0.10%	0.15%	0.15%	0.25%	0.25%
MAY	0.10%	0.15%	0.15%	0.25%	0.25%
JUNE	0.15%	0.15%	0.17%	0.25%	0.25%
JULY	0.15%	0.15%	0.25%	0.25%	0.25%
AUG	0.15%	0.15%	0.25%	0.25%	0.25%
SEPT	0.15%	0.15%	0.25%	0.25%	0.25%
<b>OCT</b>	<b>0.15%</b>	<b>0.15%</b>	<b>0.25%</b>	<b>0.25%</b>	<b>0.25%</b>
NOV	0.15%	0.15%	0.25%	0.25%	
DEC	0.15%	0.15%	0.25%	0.25%	

## FUB-MONEY MARKET FUND

	2017	2018	2019	2020	2021
JAN	0.15%	0.25%	0.25%	0.50%	0.50%
FEB	0.15%	0.25%	0.25%	0.50%	0.50%
MAR	0.15%	0.25%	0.25%	0.50%	0.50%
APR	0.15%	0.25%	0.25%	0.50%	0.50%
MAY	0.19%	0.25%	0.25%	0.50%	0.50%
JUNE	0.25%	0.25%	0.28%	0.50%	0.50%
JULY	0.25%	0.25%	0.70%	0.50%	0.50%
AUG	0.25%	0.25%	0.50%	0.50%	0.50%
SEPT	0.25%	0.25%	0.50%	0.50%	0.50%
<b>OCT</b>	<b>0.25%</b>	<b>0.25%</b>	<b>0.50%</b>	<b>0.50%</b>	<b>0.50%</b>
NOV	0.25%	0.25%	0.50%	0.50%	
DEC	0.25%	0.25%	0.50%	0.50%	

## SCHERTZ BANK & TRUST MONEY MARKET FUND

	2017	2018	2019	2020	2021
JAN	0.60%	0.75%	1.76%	1.76%	1.00%
FEB	0.60%	0.75%	1.76%	1.76%	1.00%
MAR	0.60%	0.75%	1.76%	1.00%	1.00%
APR	0.60%	0.75%	1.76%	1.00%	1.00%
MAY	0.60%	0.75%	1.76%	1.00%	1.00%
JUNE	0.60%	0.75%	1.76%	1.00%	1.00%
JULY	0.60%	1.51%	1.76%	1.00%	1.00%
AUG	0.60%	1.51%	1.76%	1.00%	1.00%
SEPT	0.60%	1.51%	1.76%	1.00%	1.00%
<b>OCT</b>	<b>0.60%</b>	<b>1.51%</b>	<b>1.76%</b>	<b>1.00%</b>	<b>1.00%</b>
NOV	0.60%	1.51%	1.76%	1.00%	
DEC	0.70%	1.76%	1.76%	1.00%	

## TEXAS CLASS INVESTMENT POOL

	2017	2018	2019	2020	2021
JAN	0.96%	1.56%	2.62%	1.85%	0.13%
FEB	0.97%	1.62%	2.63%	1.77%	0.10%
MAR	1.00%	1.75%	2.61%	1.47%	0.10%
APR	1.06%	1.95%	2.58%	1.10%	0.08%
MAY	1.09%	2.06%	2.56%	0.76%	0.07%
JUNE	1.13%	2.16%	2.50%	0.59%	0.06%
JULY	1.20%	2.24%	2.41%	0.45%	0.06%
AUG	1.23%	2.24%	2.28%	0.32%	0.05%
SEPT	1.25%	2.26%	2.20%	0.25%	0.04%
<b>OCT</b>	<b>1.27%</b>	<b>2.34%</b>	<b>2.09%</b>	<b>0.17%</b>	<b>0.04%</b>
NOV	1.30%	2.42%	1.94%	0.14%	
DEC	1.41%	2.50%	1.88%	0.13%	

## INTEREST EARNINGS BY FUND VS ACTUAL FY 2021 / 2022

FUND	OCT. 2021 INTEREST	TOTAL INTEREST YEAR-TO-DATE	ANNUAL BUDGET FY 21-22	YTD DIFFERENCE
<b>GF NON-DEPARTMENTAL</b> 100-409-330-7610	\$ 30,936.40	\$ 30,936.40	\$ 780,000.00	\$ (749,063.60)
<b>GF TAX ASSESSOR COLLECTOR</b> 100-499-330-7610	\$ 266.13	\$ 266.13	\$ 4,000.00	\$ (3,733.87)
<b>ROAD &amp; BRIDGE FUND</b> 200-620-330-7610	\$ 1,657.29	\$ 1,657.29	\$ 40,000.00	\$ (38,342.71)
<b>JUVENILE PROBATION FUND</b> 325-672-330-7610	\$ 293.69	\$ 293.69	\$ 2,000.00	\$ (1,706.31)
325-672-330-7611	\$ -	\$ -	\$ 100.00	\$ (100.00)
326-672-330-7610	\$ 1.86	\$ 1.86	\$ 50.00	\$ (48.14)
327-672-330-7610	\$ 2.17	\$ 2.17	\$ 100.00	\$ (97.83)
<b>CO. CLERK RECORDS ARCHIVE</b> 411-100-330-7610	\$ 482.90	\$ 482.90	\$ 3,000.00	\$ (2,517.10)
<b>HAVA FUND</b> 422-100-330-7610	\$ 65.41	\$ 65.41	\$ -	\$ 65.41
<b>CHILD WELFARE FUND</b> 439-100-330-7610	\$ 4.00	\$ 4.00	\$ -	\$ 4.00
<b>CO ATTY STATE FORFEITURE</b> 446-100-330-7610	\$ 160.20	\$ 160.20	\$ -	\$ 160.20
<b>GENERAL FUND DEBT SERVICE</b> 600-680-330-7610	\$ 43.54	\$ 43.54	\$ 3,000.00	\$ (2,956.46)
<b>TAX NOTE SERIES 2020</b> 701-330-7610	\$ 3,547.14	\$ 3,547.14	\$ -	\$ 3,547.14
<b>JAIL COMMISSARY FUND</b> 800-100-330-7610	\$ 318.44	\$ 318.44	\$ 200.00	\$ 118.44
<b>EMPLOYEE BENEFIT FUND</b> 850-698-330-7610	\$ 986.49	\$ 986.49	\$ 35,000.00	\$ (34,013.51)
<b>WORKERS' COMP FUND</b> 855-699-330-7610	\$ 241.91	\$ 241.91	\$ 400.00	\$ (158.09)
<b>TOTAL INTEREST EARNED</b>	<b>\$39,007.57</b>	<b>\$39,007.57</b>	<b>\$ 867,850.00</b>	<b>\$ (828,842.43)</b>

**\*Interest earned includes all investment interest (both Texas Class and Certificates of Deposit) and interest earned on all demand deposit accounts and Money Market Fund accounts.**

**GENERAL LEDGER BANK RECONCILIATION BALANCES AS OF 10/31/2021**

FUND	ACCT #	FIRST UNITED BANK		SCHERTZ BANK	TXCLASS
		ACCOUNTS	MONEY MARKET	MONEY MARKET	ACCOUNTS
ADULT PROBATION ACCONT	XX5250	\$ 605,437.56			
FIRST UNITED GENERAL FUND	XX3313	\$ 1,856,850.30			
PAYROLL ACCT.	XX4824	\$ 541,870.54			
JUVENILE PROBATION	XX2308	\$ 1,037,463.20			
SHERIFF'S FORFEITURE	XX4867	\$ 257,012.70			
STATE FORFEITURE PROCEEDS PCT 1	XX0298	\$ 1.48			
STATE FORFEITURE PROCEEDS PCT 3	XX3844	\$ 1,782.49			
FIRST UNITED EMPLOYEE BENEFIT	XX4645	\$ 3,223,380.22			
FSA-AFLAC	XX2748	\$ 74,794.34			
TAX NOTE SERIES 2020	XX4750	\$ 50,525.22			
JURY FUND	XX6317	\$ 3,576.63			
CHILD PROTECTION	XX4832	\$ 18,838.02			
BAIL BOND SECURITY	XX6475	\$ 164,644.02			
INVESTMENT ACCOUNT	XX7229	\$ -			
ADULT PROBATION MMF	XXX258		\$ 618,496.04		
TAX NOTE SERIES 2020 MMF	XX5171		\$ 8,323,233.30		
JUVENILE PROBATION MMF	XX6266		\$ 304,525.84		
AMERICAN RESCUE PLAN	XX1797		\$ 16,209,387.12		
SBT MMF GENERAL FUND	XXX697			\$ 22,925,851.11	
TXCLASS EMPLOYEE BENEFIT MMF	XX0003				\$ -
TXCLASS GENERAL FUND	XX0002				\$ 14,370,611.74
<b>TOTAL CASH BALANCES</b>		<b>\$ 7,836,176.72</b>	<b>\$ 25,455,642.30</b>	<b>\$ 22,925,851.11</b>	<b>\$ 14,370,611.74</b>
<b>GENERAL LEDGER BANK BALANCES</b>					
<b>AS OF 10/31/2021</b>				<b>\$ 70,588,281.87</b>	

**GUADALUPE COUNTY CD INVESTMENT PORTFOLIO AS OF  
OCTOBER 31, 2021**

**Certificates of Deposit**

Description	Purchase Date	Maturity Date	Interest Rate	Beginning Principal Balance	Interest Split September 2021	Interest Split October 2021	Total Interest Paid in October 2021	Ending Market Value 10/31/2021
FUB XXXX374	08/24/20	02/24/22	1.66%	\$ 2,036,320.64	\$ 833.50	\$ 1,944.82	\$ 2,778.32	\$ 2,039,098.96
FUB XXXX366	08/24/20	08/24/22	1.66%	\$ 2,036,320.64	\$ 833.50	\$ 1,944.82	\$ 2,778.32	\$ 2,039,098.96
FUB XXXX821	03/02/21	03/02/22	1.66%	\$ 2,016,794.90	\$ 2,659.96	\$ 91.72	\$ 2,751.68	\$ 2,019,546.58
FUB XXXX848	03/02/21	09/02/22	1.66%	\$ 2,016,794.90	\$ 2,659.96	\$ 91.72	\$ 2,751.68	\$ 2,019,546.58
FUB XXXX856	03/02/21	03/02/23	1.66%	\$ 2,016,794.90	\$ 2,659.96	\$ 91.72	\$ 2,751.68	\$ 2,019,546.58
FUB XXXX809	04/29/21	04/29/23	1.66%	\$ 2,013,955.50	\$ 183.19	\$ 2,564.62	\$ 2,747.81	\$ 2,016,703.31
FUB XXXX706 - EBA	08/03/21	02/03/22	1.67%	\$ 1,502,127.53	\$ 1,924.37	\$ 137.46	\$ 2,061.83	\$ 1,504,189.36
FUB XXXX714 - EBA	08/03/21	08/03/23	1.67%	\$ 1,502,127.53	\$ 1,924.37	\$ 137.46	\$ 2,061.83	\$ 1,504,189.36
MSB XXXX099	05/10/18	05/10/22	1.66%	\$ 2,154,007.77	\$ 2,058.58	\$ 882.25	\$ 2,940.83	\$ 2,156,948.60
MSB XXXX146	02/17/19	02/17/22	1.60%	\$ 2,650,005.34	\$ 1,627.34	\$ 1,859.82	\$ 3,487.16	\$ 2,653,492.50
MSB XXXX147	02/17/19	02/17/23	1.60%	\$ 2,679,174.56	\$ 1,645.25	\$ 1,880.29	\$ 3,525.54	\$ 2,682,700.10
MSB XXXX378	08/05/21	02/05/23	1.25%	\$ 1,157,786.37	\$ 1,031.42	\$ 158.68	\$ 1,190.10	\$ 1,158,976.47
SBT XXXX498	09/02/21	03/02/23	1.10%	\$ 3,103,166.23	\$ 2,805.60	\$ -	\$ 2,805.60	\$ 3,105,971.83
SBT XXXX499	03/02/20	03/02/22	2.25%	\$ 5,171,943.73	\$ 9,564.55	\$ -	\$ 9,564.55	\$ 5,181,508.28
<b>CD Totals ending 10/31/2021</b>				<b>\$ 32,057,320.54</b>	<b>\$ 32,411.55</b>	<b>\$ 11,785.38</b>	<b>\$ 44,196.93</b>	<b>\$ 32,101,517.47</b>

<b>Benchmark: Average 90 day Treasury Bill .05%</b>	<b>FUB - FIRST UNITED BANK TOTAL GL</b>	<b>Schertz Bank &amp; Trust</b>
	\$ 15,161,919.69	\$ 8,287,480.11
	<b>Marion State Bank</b>	
	\$ 8,652,117.67	


\*NEW CD  
\*RENEWED CD  
\*REDEEMED CD

**MULTI-BANK BROKERAGE ACCOUNT STATEMENT**  
**OCTOBER 1, 2021 TO OCTOBER 31, 2021**

Issuer	Quantity	Market Price	Settlement Date	Maturity Date	Beginning Account Market Value	Ending Account Market Value	Estimated Annual Income	Bond Interest Paid	Withdrawals Cash & Securities	(1) Net Change in Portfolio
ENCORE BK LITTLE ROCK ARK CUSIP 29260MAS4 MONTHLY INTEREST @ 1.65%	\$ 249,000.00	100.3500	1/17/2020	1/18/2022	250,157.85	249,871.50	\$ 4,108.50	\$ 337.68	\$ (337.68)	\$ (286.35)
GREENSTATE CR UN NORTH CUSIP 39573LAJ7 MONTHLY INTEREST @ 1.70%	\$ 249,000.00	100.4180	1/30/2020	01/31/2022	250,339.62	250,040.82	\$ 4,233.00	\$ 347.92	\$ (347.92)	\$ (298.80)
HANMI BK LOS ANGELES CALIF CUSIP 410493EQ9 MONTHLY INTEREST @ 1.65%	\$ 249,000.00	100.3500	1/17/2020	1/18/2022	250,157.85	249,871.50	\$ 4,108.50	\$ 337.68	\$ (337.68)	\$ (286.35)
RIVER BANK STODDARD WIS CUSIP 76804DAG4 MONTHLY INTEREST @ 1.60%	\$ 249,000.00	100.3800	1/30/2020	1/28/2022	250,225.08	249,946.20	\$ 3,984.00	\$ 327.45	\$ (327.45)	\$ (278.88)
WELLS FARGO NATL BK WEST CUSIP 949495AN5 MONTHLY INTEREST @ 1.80%	\$ 249,000.00	100.3830	7/17/2020	1/18/2022	250,269.90	249,953.67	\$ 4,482.00	\$ 368.38	\$ (368.38)	\$ (316.23)
ANDERSON BROS BANK CUSIP 033537AM3 MONTHLY INTEREST @ 1.60%	\$ 249,000.00	100.4230	2/5/2020	2/4/2022	250,339.62	250,053.27	\$ 4,108.50	\$ 337.68	\$ (337.68)	\$ (286.35)
<b>SUB-TOTALS</b>	<b>\$ 1,494,000.00</b>				<b>\$ 1,501,489.92</b>	<b>\$ 1,499,736.96</b>	<b>\$ 25,024.50</b>	<b>\$ 2,056.79</b>	<b>\$ (2,056.79)</b>	<b>\$ (1,752.96)</b>
SECURITY REDEEMED					\$ -	\$ -		\$ -	\$ -	
BOND INTEREST ADJUSTMENT					\$ -	\$ -		\$ -	\$ -	
<b>ENDING ACCOUNT VALUE</b>	<b>\$ 1,494,000.00</b>				<b>\$ 1,501,489.92</b>	<b>\$ 1,499,736.96</b>	<b>\$ 25,024.50</b>	<b>\$ 2,056.79</b>	<b>\$ (2,056.79)</b>	<b>\$ (1,752.96)</b>

(1) Net Change in Portfolio is the difference between the ending account value and beginning account value after activity.





## COVID-19 Hours Paid as of 10/31/21

Department	Hours	Gross
400 COUNTY JUDGE	80.0000 \$	2,176.00
401 COMMISSIONERS COURT	73.7500 \$	1,413.05
403 COUNTY CLERK	387.7500 \$	7,277.82
405 VETERANS SERVICES OFFICER	19.5000 \$	253.50
427 COUNTY COURT-AT-LAW NO. 2	70.7500 \$	1,924.40
450 DISTRICT CLERK	280.7500 \$	5,086.14
451 JUSTICE OF THE PEACE, PRECINCT 1	302.7500 \$	5,911.19
452 JUSTICE OF THE PEACE, PRECINCT 2	62.7500 \$	1,152.72
453 JUSTICE OF THE PEACE, PRECINCT 3	72.0000 \$	1,324.80
475 COUNTY ATTORNEY	280.0000 \$	9,402.50
490 ELECTIONS ADMINISTRATION	80.5000 \$	1,462.77
493 HUMAN RESOURCES	149.5000 \$	2,885.36
495 COUNTY AUDITOR	16.0000 \$	352.64
496 PURCHASING	99.2500 \$	1,514.79
497 COUNTY TREASURER	82.2500 \$	1,265.09
499 TAX ASSESSOR-COLLECTOR	588.2500 \$	10,151.93
503 MIS DEPARTMENT	141.2500 \$	3,718.84
516 BUILDING MAINTENANCE	561.2500 \$	8,790.14
517 GROUNDS MAINTENANCE	100.0000 \$	1,328.04
543 FIRE DEPARTMENTS	2.0000 \$	40.00
545 FIRE MARSHAL	105.0000 \$	1,526.75
551 CONSTABLE, PRECINCT 1	103.0000 \$	2,233.70
554 CONSTABLE, PRECINCT 4	94.0000 \$	1,791.40
560 COUNTY SHERIFF	1,985.2500 \$	49,226.63
570 ADULT DETENTION CENTER (JAIL)	2,520.7500 \$	54,941.99
620 ROAD & BRIDGE	1,607.2500 \$	32,496.69
635 ENVIRONMENTAL HEALTH	225.2500 \$	4,000.96
665 AGRICULTURE EXTENSION SERVICE	24.0000 \$	568.08
672 JUVENILE PROBATION	463.5000 \$	11,228.01
673 JUVENILE DETENTION	1,117.5000 \$	24,626.18
<b>Grand Total Employees 121</b>	<b>11,695.7500 \$</b>	<b>250,072.11</b>