

Guadalupe County Treasurer's Monthly and Investment Report

For the Month Ended
September 30, 2022

Submitted by
Honorable Linda Douglass
Guadalupe County Treasurer


Table of Contents

Treasurer's Monthly Report

Treasurer's Letter of Transmittal	Page 2
Certification by County Treasurer	Page 3
Affidavit	Page 4
Statement of Receipts and Disbursements & Investments	Page 5-5(a)
Debt Service Schedule	Page 6
Monthly Departmental Revenues FY 21/22	Page 7
County Sales and Use Tax Comparison Summary 2021/2022	Page 8
Departmental Compensatory Time Liability Report	Page 9
Payroll History Report	Page 10
TCDRS Monthly Report	Page 11
Annual Juror Donations and Charities	Page 12

Treasurer's Investment Report

General Statement	Page 13
Cash Balances	Page 14
Collateral Adequacy	Page 14
Investment Strategy	Page 14-15
Description of Investment Instruments	Page 16
Portfolio by Type of Investment	Page 17
Interest Rates History by Month and Year	Page 18
Interest Earnings by Fund	Page 19
General Ledger Bank Reconciliations Cash in Bank	Page 20
Guadalupe County Investment Portfolio	Page 21



January 24, 2023

To: County Judge Kyle Kutscher and Commissioners' Court

From: Honorable Linda Douglass, Guadalupe County Treasurer

Re: Treasurer's Monthly and Investment Report Ending September 30, 2022

Honorable Members of the Commissioners' Court:

This report was prepared by the County Treasurer and is hereby submitted to Commissioners' Court in order to meet statutory requirements as required by the Texas Local Government Code Section 114.026, money received and disbursed; debts due to and owed by the county; and all other proceedings in the County Treasurer's office for the period from September 1, 2022 thru September 30, 2022.

In accordance with the provisions of Government Code 2256.023, the Public Funds Investment Act, which require at least quarterly reporting of investment transactions for county funds to the Commissioners' Court. The investments held in Guadalupe County's portfolio comply with the Public Funds Investment Act and Guadalupe County Investment Policy and Strategies.

The books and accounts of the County Treasurer are available to Commissioners' Court for inspection and examination, as desired. This report is also filed with the County Clerk as the official Records Management Officer for Guadalupe County.

Should you have any questions concerning the information provided in this report or request for additional information, please feel free to contact me at (830) 303-4188, ext. 1338 or by email at lindad@co.guadalupe.tx.us.

Respectfully Submitted,

Linda Douglass

Honorable Linda Douglass, CCT, CIO
Guadalupe County Treasurer

A F F I D A V I T
COUNTY TREASURER'S MONTHLY AND INVESTMENT REPORT FOR
THE MONTH ENDED SEPTEMBER 30, 2022

WHEREAS, in accordance with Section §114.026 of the Texas Local Government Code, the County Treasurer shall make a detailed report of money received and disbursed; debts due to and owed by the county, and all other proceedings in the Treasurer's office shall be presented at the regular meeting of the Commissioners Court.

We the undersigned hereby certify and approve to the best of our knowledge and belief, that the attached information is a true and a complete list of all amounts received and paid from each fund since the County Treasurer's preceding report, and any balance remaining in the Treasurer's hand on the said 30th day of September 2022.

FURTHER, the amount of cash and other assets that were in the custody of the County Treasurer at the time of the examination was **\$131,351,813.00** as the Guadalupe County Investment Officer. This report has been prepared in compliance with the Local Government Code 116.112 and in accordance with Government Code, Subchapter A, Chapter 2256, of the Public Funds Investment Act.

THEREFORE, In accordance with Texas Local Government Code Section 114.026 and Section 116.112, I hereby submit my September 2022 reports as required by law for the Guadalupe County Commissioners' Court review and approval.

Submitted by:




Honorable Linda Douglass, Guadalupe County Treasurer


APPROVED this 24th day of January 2023



Kyle Kutscher
County Judge



Greg Seidenberger
Commissioner Pct. 1



Michael Carpenter
Commissioner Pct. 3




ATTEST:



Teresa Kiel
County Clerk



Drew Engelke
Commissioner Pct. 2



Stephen Germann
Commissioner Pct. 4

A complete detail copy of the Treasurer's Report is available in the County Treasurer's office or an official copy may be purchased at the County Clerk's office. The County Clerk is the official custodian of the Commissioners Court records.

GUADALUPE COUNTY, TEXAS
Combined Statement of Receipts & Disbursements
From Date: 9/1/2022 - To Date: 9/30/2022

Fund	Description	Beginning Balance	Total Debits	Total Credits	Ending Balance
100	GENERAL FUND	(\$355,556.93)	\$22,669,459.29	\$23,398,161.83	(\$1,084,259.47)
200	ROAD & BRIDGE FUND	\$78,446.60	\$5,321,613.69	\$5,366,119.21	\$33,941.08
201	CETRZ FUND	\$0.00	\$0.00	\$0.00	\$0.00
400	LAW LIBRARY FUND	\$146,368.10	\$56,234.27	\$151,101.70	\$51,500.67
403	SHERIFF'S STATE	\$49,186.54	\$13,087.93	\$4,539.85	\$57,734.62
405	SHERIFF'S FEDERAL	\$49,179.08	\$16,945.93	\$0.00	\$66,125.01
408	FIRE CODE INSPECTION	\$259,120.51	\$89,525.08	\$8,010.74	\$340,634.85
409	SHERIFF'S DONATION	\$11,303.12	\$0.00	\$5,020.34	\$6,282.78
410	COUNTY CLERK	\$743,498.47	\$537,341.56	\$1,100,000.00	\$180,840.03
411	CO. CLERK RECORDS	\$415,061.66	\$237,606.18	\$600,000.00	\$52,667.84
412	COUNTY RECORDS	\$81,849.64	\$1,163.45	\$0.00	\$83,013.09
413	VITAL STATISTICS	\$23,792.57	\$591.00	\$0.00	\$24,383.57
414	COURTHOUSE SECURITY	\$166,417.92	\$9,620.18	\$3,000.83	\$173,037.27
415	DISTRICT CLERK	\$26,125.07	\$117.05	\$0.00	\$26,242.12
416	JUSTICE COURT	\$130,214.58	\$1,673.53	\$2,169.48	\$129,718.63
417	CO & DIST COURT	\$31,730.82	\$171.20	\$0.00	\$31,902.02
418	JP JUSTICE COURT	\$12,004.89	\$63.74	\$64.68	\$12,003.95
420	SURPLUS FUNDS	\$115,410.02	\$0.00	\$211.62	\$115,198.40
422	HAVA FUND	\$26,443.53	\$0.00	\$21,398.68	\$5,044.85
430	COURT REPORTER FEE	\$72,159.14	\$4,483.90	\$2,825.00	\$73,818.04
431	FAMILY PROTECTION	\$87,810.35	\$95.22	\$0.00	\$87,905.57
432	DIST CLK RECORDS	\$41,195.48	\$170.11	\$0.00	\$41,365.59
433	COURT RECORDS	\$74,951.60	\$187.48	\$50,000.00	\$25,139.08
435	ALTERNATIVE DISPUTE	\$84,709.66	\$3,235.81	\$53,333.33	\$34,612.14
436	COURT-INITIATED	\$46,421.99	\$1,410.00	\$300.00	\$47,531.99
437	CHILD SAFETY	\$117,197.88	\$105,790.02	\$200,000.00	\$22,987.90
439	CHILD WELFARE BOARD	\$25,825.11	\$111.16	\$4,247.03	\$21,689.24
440	SPECIALTY COURTS	\$73,873.42	\$946.27	\$4,500.04	\$70,319.65
441	TRUANCY PREVENTION	\$67,676.76	\$1,739.11	\$0.00	\$69,415.87
445	CA PRE-TRIAL	\$2,500.00	\$400.00	\$0.00	\$2,900.00
447	COUNTY ATTORNEY	\$922.23	\$0.00	\$921.78	\$0.45
451	CONSTABLE 1 STATE	\$3,204.84	\$1.05	\$0.00	\$3,205.89
453	CONSTABLE 3 STATE	\$502.61	\$0.39	\$0.00	\$503.00
463	CONSTABLE 3 FEDERAL	\$1,283.59	\$0.00	\$0.00	\$1,283.59
480	HOTEL OCCUPANCY	\$1,170,396.00	\$44,522.35	\$0.00	\$1,214,918.35
498	BAIL BOND	\$193,328.55	\$0.00	\$0.00	\$193,328.55
499	EMPLOYEE FUND-GF	\$15,112.25	\$75.94	\$0.00	\$15,188.19
500	SPECIAL VIT INTEREST	\$541.97	\$0.00	\$0.00	\$541.97
501	COUNTY ATTORNEY	\$11,340.80	\$0.00	\$915.78	\$10,425.02
505	LAW ENFORCEMENT	\$24,640.34	\$140.00	\$2,489.77	\$22,290.57
600	DEBT SERVICE	\$36,219.48	\$55.62	\$400.00	\$35,875.10
700	CAPITAL PROJECT	\$131,631.79	\$0.00	\$4,900.00	\$126,731.79
701	TAX NOTES 2020/2017/2013	(\$70,015.92)	\$3,000,415.57	\$2,696,722.06	\$233,677.59
702	DEPT OF HOMELAND	\$0.00	\$0.00	\$0.00	\$0.00
800	JAIL COMMISSARY	\$552,018.73	\$33,407.94	\$29,937.97	\$555,488.70
850	EMPLOYEE HEALTH	\$3,189,888.76	\$823,303.81	\$650,941.85	\$3,362,250.72
855	WORKERS' COMPENSATION	\$325,139.02	\$72,723.87	\$2,396.92	\$395,465.97
Grand Total:		\$8,291,072.62	\$33,048,429.70	\$34,364,630.49	\$6,974,871.83

GUADALUPE COUNTY, TEXAS
Other Assets Investments
From Date: 9/1/2022 - To Date: 9/30/2022

Fund	Description	Beginning Balance	Total Debits	Total Credits	Ending Balance
100	GENERAL FUND	\$71,151,196.01	\$18,654,818.58	\$21,064,341.63	\$68,741,672.96
200	ROAD & BRIDGE FUND	\$9,478,288.35	\$4,481,812.42	\$5,150,000.00	\$8,810,100.77
201	CETRZ FUND	\$0.00	\$0.00	\$0.00	\$0.00
400	LAW LIBRARY FUND	\$250,000.00	\$150,000.00	\$50,000.00	\$350,000.00
408	FIRE CODE INSPECTION FEE	\$150,000.00	\$0.00	\$0.00	\$150,000.00
410	COUNTY CLERK RECORDS	\$728,506.72	\$1,100,781.20	\$500,000.00	\$1,329,287.92
411	CO. CLERK RECORDS ARCHIVE-	\$616,655.76	\$600,941.10	\$200,000.00	\$1,017,596.86
412	COUNTY RECORDS	\$50,000.00	\$0.00	\$0.00	\$50,000.00
433	COURT RECORDS	\$25,000.00	\$50,000.00	\$0.00	\$75,000.00
435	ALTERNATIVE DISPUTE	\$275,000.00	\$50,000.00	\$0.00	\$325,000.00
437	CHILD SAFETY FEE-GF	\$100,000.00	\$200,000.00	\$100,000.00	\$200,000.00
498	BAIL BOND SECURITY FUND	\$310,000.00	\$0.00	\$0.00	\$310,000.00
600	DEBT SERVICE	\$94,354.97	\$7,072.43	\$0.00	\$101,427.40
700	CAPITAL PROJECT FUND	\$6,950,000.00	\$0.00	\$0.00	\$6,950,000.00
701	TAX NOTES 2020/2017/2013	\$5,599,900.19	\$1,445.73	\$3,000,343.00	\$2,601,002.92
714	RECOVERY FUND GRANTS	\$13,617,614.76	\$16,204,037.00	\$0.00	\$29,821,651.76
850	EMPLOYEE HEALTH BENEFITS	\$3,539,198.11	\$5,002.74	\$0.00	\$3,544,200.85
Grand Total:		\$112,935,714.87	\$41,505,911.20	\$30,064,684.63	\$124,376,941.44

GUADALUPE COUNTY, TEXAS

Debt Service Schedule - Outstanding Debt

CERTIFICATES OF OBLIGATION, SERIES 2013

In May 2013, the Guadalupe County Commissioners Court issued \$5,000,000 in certificates of obligation for the remodeling of the 2nd floor of the Justice Center and for replacing the air conditioning and heating system at the County Jail.

FISCAL YEAR	PRINCIPAL DUE 2/1	INTEREST RATE	INTEREST DUE 2/1	INTEREST DUE 8/1	TOTAL
2021	\$ -	1.70%	\$ -	\$ -	\$ -
2022	\$ 1,240,000.00	1.80%	\$ 21,942.50	\$ 10,782.50	\$ 1,272,725.00
2023	\$ 1,135,000.00	1.90%	\$ 10,782.50	\$ -	\$ 1,145,782.50
	<u>\$ 2,375,000.00</u>		<u>\$ 32,725.00</u>	<u>\$ 10,782.50</u>	<u>\$ 2,418,507.50</u>

TAX NOTES, SERIES 2017

In June 2017, the Guadalupe County Commissioners Court issued \$8,500,000 in Tax Notes for the purpose of construction, acquiring, purchasing, renovating, equipping, enlarging and improving County-owned facilities and making other County improvements; purchasing personal property, materials, supplies, equipment, machinery, land, and rights-of-way for authorized needs and purposes relating to the aforementioned capital improvements and payment of professional services relating to the aforementioned projects and relating to the issuance of the Notes (the Project)

FISCAL YEAR	PRINCIPAL DUE 2/1	INTEREST RATE	INTEREST DUE 2/1	INTEREST DUE 8/1	TOTAL
2021	\$ -	1.425%	\$ -	\$ -	\$ -
2022	\$ 1,090,000.00	1.525%	\$ 41,538.75	\$ 33,227.50	\$ 1,164,766.25
2023	\$ 1,240,000.00	1.700%	\$ 33,227.50	\$ 22,687.50	\$ 1,295,915.00
2024	\$ 2,420,000.00	1.875%	\$ 22,687.50	\$ -	\$ 2,442,687.50
	<u>\$ 4,750,000.00</u>		<u>\$ 97,453.75</u>	<u>\$ 55,915.00</u>	<u>\$ 4,903,368.75</u>

TAX NOTES, SERIES 2020

In November 2020, the Guadalupe County Commissioners Court issued \$8,500,000 in Tax Notes. These Tax Notes were issued for the purposes of constructing, purchasing, renovating, equipping, enlarging, and improving County facilities, and purchasing personal property, materials, supplies, equipment, machinery, land, and rights-of-way for authorized needs and purposes relating to the aforementioned capital improvements and professional services relating to the aforementioned projects.


FISCAL YEAR	PRINCIPAL DUE 2/1	INTEREST RATE	INTEREST DUE 2/1	INTEREST DUE 8/1	TOTAL
2021			\$ -	\$ -	\$ -
2022	\$ 150,000.00	0.536%	\$ 33,924.03	\$ 33,522.03	\$ 217,446.06
2023	\$ 160,000.00	0.564%	\$ 33,522.03	\$ 33,070.83	\$ 226,592.86
2024	\$ 175,000.00	0.591%	\$ 33,070.83	\$ 32,553.70	\$ 240,624.53
2025	\$ 2,610,000.00	0.692%	\$ 32,553.70	\$ 23,523.10	\$ 2,666,076.80
2026	\$ 2,670,000.00	0.793%	\$ 23,523.10	\$ 12,936.55	\$ 2,706,459.65
2027	\$ 2,735,000.00	0.946%	\$ 12,936.55	\$ -	\$ 2,747,936.55
	<u>\$ 8,500,000.00</u>		<u>\$ 169,530.24</u>	<u>\$ 135,606.21</u>	<u>\$ 8,805,136.45</u>

Total Debt Outstanding as of 10/01/2021	\$ 17,905,000.00
Less scheduled principal payments for FY22	\$ (4,760,000.00)
Total Debt Outstanding as of 10/01/2022	\$ 13,145,000.00

Monthly Departmental Revenues for the Fiscal Year October 1, 2021 to September 30, 2022

	Oct-21-Dec-21 Totals	Jan-22-Mar-22 Totals	April-22 - Jun-22 Totals	Jul-22	Aug-22	Sep-22	REVENUE YEAR-TO- DATE
ADULT DETENTION CENTER	\$ 292,215.74	\$ 363,128.30	\$ 183,272.68	\$ 57,000.33	\$ 60,695.89	\$ 57,599.43	\$ 1,013,912.37
BINGO	\$ 41,200.29	\$ 12,093.60	\$ 12,130.31	\$ 6,532.07	\$ 6,986.01	\$ -	\$ 78,942.28
CO ATTORNEY	\$ 1,524.32	\$ 3,966.03	\$ 3,033.46	\$ 1,179.20	\$ 1,609.80	\$ 851.24	\$ 12,164.05
CONSTABLE 1	\$ 17,963.67	\$ 20,556.96	\$ 17,256.72	\$ 6,263.03	\$ 6,097.97	\$ 4,574.90	\$ 72,713.25
CONSTABLE 2	\$ 11,124.61	\$ 15,808.56	\$ 12,499.00	\$ 4,285.62	\$ 3,644.74	\$ 5,603.70	\$ 52,966.23
CONSTABLE 3	\$ 5,222.25	\$ 8,338.59	\$ 7,745.98	\$ 1,885.99	\$ 2,341.70	\$ 1,762.21	\$ 27,296.72
CONSTABLE 4	\$ 10,379.16	\$ 9,663.67	\$ 8,402.67	\$ 1,651.09	\$ 2,655.55	\$ 2,898.31	\$ 35,650.45
COUNTY CLERK-CIVIL	\$ 67,777.13	\$ 64,673.70	\$ 61,452.77	\$ 17,904.96	\$ 17,852.60	\$ 19,918.00	\$ 249,579.16
COUNTY CLERK-CCL AND CCL2	\$ 90,762.67	\$ 100,833.49	\$ 88,205.21	\$ 30,187.99	\$ 28,196.10	\$ 25,999.81	\$ 364,185.27
COUNTY CLERK-DEEDS/LIBRARY	\$ 538,632.06	\$ 513,527.68	\$ 472,902.38	\$ 147,246.60	\$ 171,328.51	\$ 178,549.58	\$ 2,022,186.81
COUNTY CLERK-VITAL STATS	\$ 34,323.00	\$ 33,519.00	\$ 48,376.00	\$ 9,968.00	\$ 12,742.00	\$ 11,210.50	\$ 150,138.50
COUNTY CLERK-SCHERTZ	\$ 8,775.00	\$ 9,039.75	\$ 9,622.00	\$ 3,369.00	\$ 4,862.00	\$ 2,804.00	\$ 38,471.75
COUNTY CLERK-TPW	\$ 360.00	\$ 126.00	\$ 138.00	\$ -	\$ 357.00	\$ 535.00	\$ 1,516.00
DISTRICT CLERK-CIVIL	\$ 193,369.86	\$ 213,021.62	\$ 210,358.93	\$ 46,533.22	\$ 76,473.80	\$ 56,746.23	\$ 796,503.66
DISTRICT CLERK-CCM	\$ 49,372.21	\$ 61,154.50	\$ 59,938.78	\$ 14,211.21	\$ 17,514.70	\$ 15,469.62	\$ 217,661.02
ELECTIONS	\$ 85,558.96	\$ 38,740.46	\$ 22,349.44	\$ 647.01	\$ -	\$ 18.00	\$ 147,313.87
ENVIRONMENTAL HEALTH	\$ 56,928.20	\$ 57,611.70	\$ 60,800.00	\$ 15,100.00	\$ 21,702.10	\$ 17,465.50	\$ 229,607.50
FIRE MARSHAL	\$ 66,851.28	\$ 39,079.91	\$ 29,345.06	\$ 20,755.48	\$ 27,167.06	\$ 89,632.08	\$ 272,830.87
NON-DEPARTMENTAL *	\$ 72,023.17	\$ 381,777.20	\$ 419,442.47	\$ 198,249.82	\$ 27,600.27	\$ 33,773.50	\$ 1,132,866.43
HOTEL OCCUPANCY TAX	\$ 117,555.22	\$ 73,502.53	\$ 144,914.82	\$ 19,951.41	\$ 132,409.52	\$ 44,522.35	\$ 532,855.85
JUSTICE OF THE PEACE, PCT. 1	\$ 299,793.79	\$ 345,388.75	\$ 331,217.07	\$ 112,196.86	\$ 95,215.73	\$ 62,482.35	\$ 1,246,294.55
JUSTICE OF THE PEACE, PCT. 2	\$ 34,209.29	\$ 52,366.45	\$ 49,825.91	\$ 16,096.38	\$ 19,510.26	\$ 16,190.30	\$ 188,198.59
JUSTICE OF THE PEACE, PCT. 3	\$ 35,290.26	\$ 42,903.80	\$ 38,935.17	\$ 17,148.99	\$ 19,334.52	\$ 9,434.95	\$ 163,047.69
JUSTICE OF THE PEACE, PCT. 4	\$ 74,459.85	\$ 116,820.01	\$ 112,555.23	\$ 23,884.87	\$ 29,584.52	\$ 30,668.89	\$ 387,973.37
JUVENILE PROBATION	\$ 38,414.04	\$ 57,637.00	\$ 38,858.37	\$ 6,421.00	\$ 20,210.57	\$ 36,016.86	\$ 197,557.84
ROAD AND BRIDGE	\$ 44,541.55	\$ 4,396.02	\$ 1,682.10	\$ 1,050.00	\$ 677.50	\$ 450.00	\$ 52,797.17
SHERIFF'S DEPARTMENT	\$ 26,668.35	\$ 23,909.63	\$ 40,143.90	\$ 30,581.61	\$ 15,968.82	\$ 35,609.02	\$ 172,881.33
TAX OFFICE	\$ 45,864,392.73	\$ 37,898,149.75	\$ 14,226,235.28	\$ 4,732,107.92	\$ 5,231,289.48	\$ 4,558,823.56	\$ 112,510,998.72
TREASURER'S OFFICE	\$ 720.00	\$ 1,231.81	\$ 589.74	\$ 159.47	\$ 90.00	\$ 90.00	\$ 2,881.02
TOTAL MONTHLY REVENUES	\$ 48,180,408.66	\$ 40,562,966.47	\$ 16,712,229.45	\$ 5,542,569.13	\$ 6,054,118.72	\$ 5,319,699.89	\$ 122,371,992.32
*NON-DEPARTMENTAL includes:							
MIXED BEVERAGE	\$ 33,129.60						
TABC	\$ 55.00						
ACCENT	\$ 75.94						
SEGUIN CATTLE	\$ 512.96						

**GUADALUPE COUNTY
SALES TAX COLLECTIONS COMPARISON FY2021 / FY2022**




Month Collected / Month Remitted	FY 2021	Month Collected / Month Remitted	FY 2022	FY 2021 / 2022 Net Difference	Comparable Monthly % Change Increase/Decrease
October / December	\$ 753,002.00	October / December	\$ 878,902.00	\$ 125,900.00	16.72%
November / January	\$ 753,557.00	November / January	\$ 1,013,843.00	\$ 260,286.00	34.54%
December / February	\$ 1,026,147.00	December / February	\$ 1,287,019.00	\$ 260,872.00	25.42%
January / March	\$ 774,772.00	January / March	\$ 959,015.00	\$ 184,243.00	23.78%
February / April	\$ 637,177.00	February / April	\$ 857,736.00	\$ 220,559.00	34.62%
March / May	\$ 1,018,853.00	March / May	\$ 1,206,614.00	\$ 187,761.00	18.43%
April / June	\$ 882,335.00	April / June	\$ 1,042,017.00	\$ 159,682.00	18.10%
May / July	\$ 853,432.00	May / July	\$ 1,233,986.00	\$ 380,554.00	44.59%
June / August	\$ 1,092,076.00	June / August	\$ 1,295,150.00	\$ 203,074.00	18.60%
July / September	\$ 889,459.00	July / September	\$ 1,084,712.00	\$ 195,253.00	21.95%
August / October	\$ 950,573.00	August / October	\$ -	\$ -	0.00%
September / November	\$ 1,092,229.00	September / November	\$ -	\$ -	0.00%
Total Payments Received:	\$ 10,723,612.00	Total Payments Received:	\$ 10,858,994.00	\$ 2,178,184.00	

**Note - Sales Tax is paid two months in arrears from Texas Comptroller of Public Accounts.

**SALES TAX BY FISCAL YEAR
BUDGET vs ACTUAL**

	FY 2018	FY 2019	FY 2020	FY 2021	FY 2022
BUDGET	\$ 7,300,000	\$7,400,000	\$7,800,000	\$7,020,000	\$9,576,000
ACTUAL	\$ 7,698,785	\$8,158,940	\$10,723,612	\$10,723,612	\$10,858,994



Compensatory Time Liability Report

As of 09/30/2022

<u>Primary Department</u>	<u>Rate</u>	<u>Compensatory Time</u>
400 - COUNTY JUDGE	\$993.05	35.8500
401 - COMMISSIONERS COURT	\$643.87	32.7500
403 - COUNTY CLERK	\$1,285.06	68.0850
405 - VETERANS' SERVICE OFFICER	\$161.44	7.8750
426 - COUNTY COURT-AT-LAW	\$10.39	0.3750
427 - COUNTY COURT-AT-LAW NO. 2	\$2,441.06	88.1250
439 - 456TH DISTRICT COURT	\$93.49	3.3750
450 - DISTRICT CLERK	\$3,187.90	160.1300
451 - JUSTICE OF THE PEACE, PRECINCT 1	\$622.32	31.3950
452 - JUSTICE OF THE PEACE, PRECINCT 2	\$12.35	0.6250
453 - JUSTICE OF THE PEACE, PRECINCT 3	\$1,810.16	74.2500
454 - JUSTICE OF THE PEACE, PRECINCT 4	\$500.53	23.1250
475 - COUNTY ATTORNEY	\$959.63	46.1650
490 - ELECTIONS ADMINISTRATION	\$1,925.91	83.1250
493 - HUMAN RESOURCES	\$451.54	19.3750
495 - COUNTY AUDITOR	\$5,107.12	186.7500
496 - PURCHASING	\$653.07	28.3750
497 - COUNTY TREASURER	\$1,946.18	74.6300
499 - TAX ASSESSOR-COLLECTOR	\$3,451.85	135.2800
503 - MIS DEPARTMENT	\$3,431.34	110.6650
516 - BUILDING MAINTENANCE	\$714.68	39.5900
545 - FIRE MARSHAL	\$4,523.04	164.7500
554 - CONSTABLE, PRECINCT 4	\$623.87	24.1250
562 - HIGHWAY PATROL	\$833.36	41.1250
570 - ADULT DETENTION CENTER (JAIL)	\$2,038.95	92.6250
600 - CSCD (ADULT PROBATION)	\$4,897.58	235.5000
620 - ROAD & BRIDGE	\$16,519.31	636.4600
635 - ENVIRONMENTAL HEALTH	\$268.41	12.9540
637 - ANIMAL CONTROL	\$2,013.78	99.0250
665 - AGRICULTURE EXTENSION SERVICE	\$656.46	27.1600
672 - JUVENILE PROBATION	\$11,022.89	419.1350
673 - JUVENILE DETENTION	\$1,773.64	70.1150
Grand Totals	\$75,574.22	3,072.8890



Payroll History Report

Pay Date Range 09/01/22 - 09/30/22

Payroll History Total

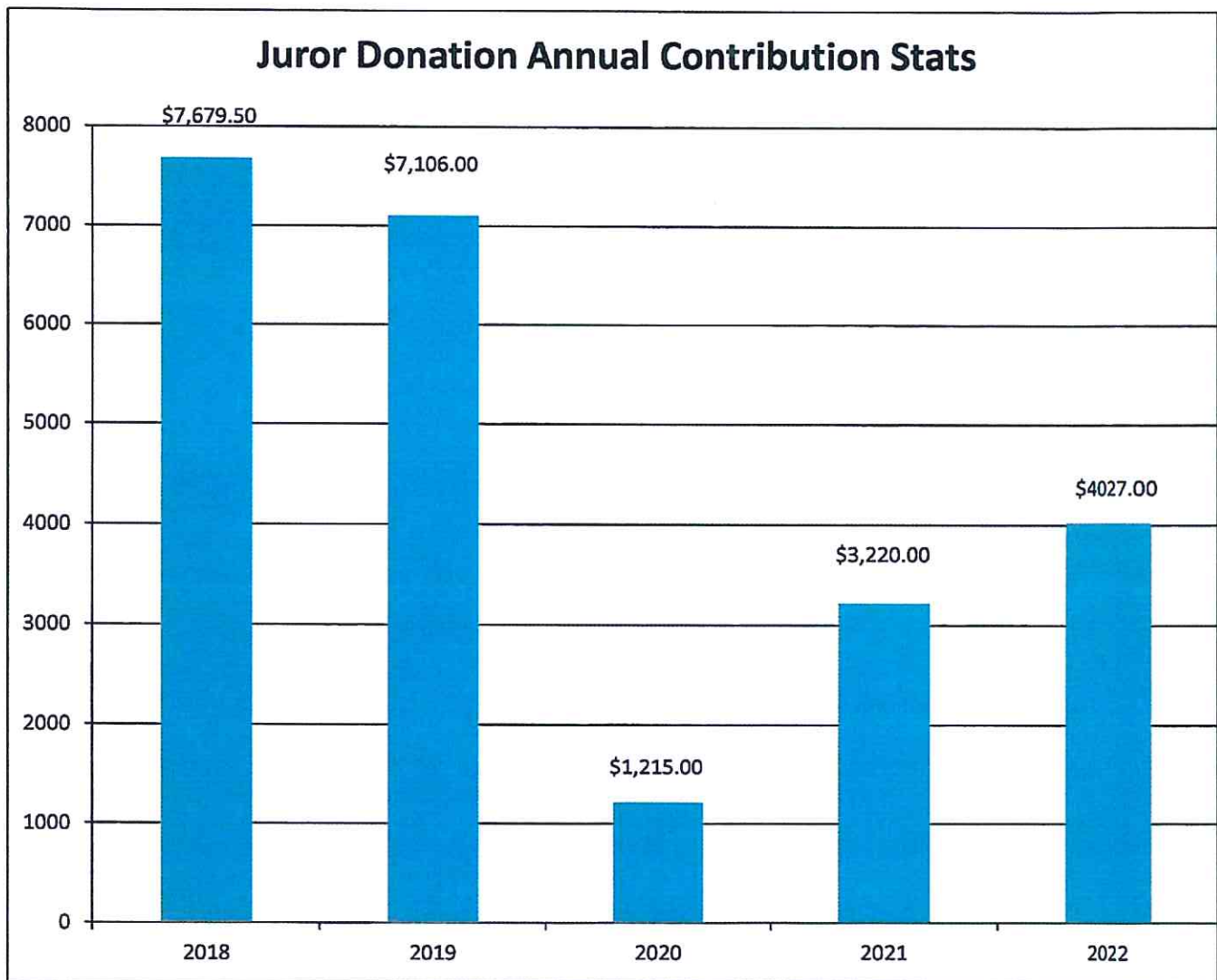
Hours Description	Hours	Gross	Withholdings and Deductions	Gross Base
ADMIN LEAVE - ADMINISTRATIVE LEAVE	403.0000	9,645.34	Gross	2,542,249.46
ADMIN PAY - ADMINISTRATIVE PAY	16.0000	334.74	Federal Income Tax	223,856.72
ADV JAILER-HRLY - Advanced Jailer-Hourly	.0000	720.00	FICA	149,951.47
ADV PO APPOINTED - Advanced Peace Officer App	.0000	100.00	Medicare	35,069.35
ADV PO ELECTED - Advanced Peace Officer Elected	.0000	100.00	Adult Probation Post Tax	396.64
ADV PO HOURLY - Advanced Peace Officer Hourly	.0000	2,100.00	Adult Probation Pre Tax	3,794.91
ADV TELE-HOURLY - Advanced Telecommunicator-	.0000	180.00	Aetna Acc	6,880.36
AUTO APPOINTED - Auto Allowance Appointed	.0000	1,166.66	Aetna CI	6,682.16
AUTO ELECTED - Auto Allowance Elected Officials	.0000	4,783.34	Aetna Hosp	4,522.88
CELL PHONE ELECT - Cell Phone Elected	.0000	240.00	Child Support	9,228.31
CELL PHONE HRLY - Cell Phone Hourly	.0000	420.00	CHILD SUPPORT	470.76
CHS - Courthouse Security	101.7500	2,475.26	CHUBB Perm Life	5,451.84
COMP IN OT - Comp Earned Overtime	338.7500	.00	CPI Flexible Spending Acct	20,452.78
COMP IN ST - Comp Earned Straight Time	85.0000	.00	CPI FSA Dependent Care	466.66
COMP USED - Comp Used	705.2500	15,585.59	Dental EE+CH	5,651.50
COMP USED TEMP - Comp Used Temporary	1.7500	21.88	Dental EE+Fam	6,837.00
CSCD MEALS - CSCD MEALS	.0000	73.54	Dental EE+SP	3,843.75
DIST JUDGE SUPP - District Judge Supplement	.0000	1,400.00	Dental EO	5,532.00
DOEP - Adult Probation Instructor	.0000	202.50	Lincoln Vol Life	3,080.69
DWI-ED - Adult Probation Instructor DWI	.0000	210.00	Medical EE+CH	23,865.00
DWI-INTERVENTION - Adult Probation DWI Interv	.0000	1,885.50	Medical EE+Fam	26,740.00
GYM REIMB - Gym Membership Reimbursement	.0000	600.00	Medical EE+SP	13,590.00
HB2073FT HR - HB2073 Full Time Hourly	440.0000	11,236.20	Nationwide Deferred Comp	3,259.06
HOT CHECK SUPP - Hot Check Account Supplement	.0000	618.02	Property Tax Escrow Accounts	6,198.50
HP - Holiday Pay	2,272.0000	49,381.60	Retirement Hrly/Sal	9,599.11
HP PT - HOLIDAY PAY PT	8.0000	103.24	Retirement-Biweekly	166,792.75
HPLAW - Holiday Pay Law Enforcement	1,728.0000	44,160.24	Retirement-Hourly/Salary	1.53
HRLY - Hourly	73,345.5000	1,719,716.06	Retirement-Monthly Payroll	315.00
INT JAILER-HRLY - Intermediate Jailer-Hourly	.0000	200.00	United Way	19.68
INT PO HOURLY - Intermediate Peace Off-Hourly	.0000	700.00	UNUM Long-Term Disability	1,781.24
JDO-SUPP - Juv Det Officer Cert Suppmt	.0000	2,609.60	UNUM Short-Term Disability	4,015.00
JPO CHIEF CERT - JPO Certification Pay for Chief	.0000	186.60	Valic Deferred Comp	13,190.00
JPO-SUPP - JPO Certification Pay	.0000	1,679.40	Valic Roth 457(b)	80.00
JURY - JURY DUTY	22.0000	411.44	Vision EE Only	803.16
JUV BOARD - Juvenile Board Salary	.0000	1,200.00	Vision EE+CH	318.63
JUV MEALS - Juvenile Meals other than trng	.0000	30.00	Vision EE+FAM	855.09
LWOP - Leave Without Pay	784.0000	.00	Vision EE+SP	471.24
MASTER JAILER-HR - Master Jailer Hourly	.0000	1,280.00	Vision Employee + Child(ren)	543.90
MASTER PO HRLY - Master Peace Officer Hourly	.0000	9,200.00	Vision Employee + Family	585.20
MASTER PO-ELECTE - Master Peace Officer-Elected	.0000	800.00	Vision Employee + Spouse	362.95
MASTER TELE-HRLY - Master Telecommunicator-Hi	.0000	720.00	Vision Employee Only	793.28
MEALS-COMM 2 - Meals-Commissioner Pct. 2	.0000	15.00	Net	\$1,775,899.36
MILITARY - Military Leave With Pay	56.0000	1,250.88	Benefits	Amount
OT - Overtime	1,536.2500	38,851.39	Medical Contribution	447,304.00
OT FLSA REG - Regular Overtime	.0000	20,199.93	RETIREMENT BI-WEEKLY PAYROLL	296,653.34
OT ST - Overtime Straight Time	38.5000	923.58	RETIREMENT MONTHLY PAYROLL	560.25
PERS ACCRUED - Personal Time Accrued	351.7500	.00	RETIREMENT SALARY PAYROLL	17,072.73
PERS LOST - Personal Time Lost	.7500	.00	Retirement-Hourly/Salary	2.43
PERS USED - Personal Time Used	26.5000	576.95	Total	\$761,592.75
PERS USED PT - Personal Used Part Time	3.0000	40.50		
PT - Part Time Employee	4,125.5000	69,788.30		
PT- SALARY - Part Time Salaried	.0000	2,455.20		
SAL APPOINTED - Salary Appointed Officials	.0000	59,851.96		
SAL ELECTED - Salary Elected Officials	.0000	123,689.64		
SALARY - Salary	.0000	205,988.10		
SERT OFFICER - SERT Officer	.0000	800.00		
SICK ACCRUED - Sick Time Accrued	3,283.3403	.00		
SICK LOST - Sick Lost	77.9968	.00		
SICK POOL DONATE - Sick Hours Donated to Pool	78.0000	.00		
SICK SALARY - Sick Salaried Employee	36.0000	.00		
SICK USED - Sick Time Used	2,020.0000	46,691.85		
SICK USED PT - SICK USED PT	41.2500	582.72		
SIGN-ON/RECRUIT - SIGN-ON/RECRUITMENT	.0000	750.00		
STATE SUPP - State Supplement Elected	.0000	2,100.00		
TEMP - Temporary Employee	632.7500	7,824.29		
TUITION - Tuition - Taxable	.0000	1,453.08		
UNIFORM RENTAL - Uniform Rental Non Cash Use	.0000	897.40		
VAC ACCRUED - Vacation Accrued	4,153.6960	.00		
VAC LOST - Vacation Lost	3.6155	.00		
VAC SAL PAYOUT - Vacation Payout for Salary EE	103.3830	5,204.56		
VAC SALARY - Vacation Used Salaried Employee	80.0000	.00		
VAC USED - Vacation Used-hourly	2,733.4630	65,756.16		
VAC USED PT - VAC USED PT	51.2112	779.36		
VEHICLE - Vehicle Non Cash Use Fee	.0000	1,041.00		
WC Medical - Medical Admin Leave	26.5000	757.28		
WC TAXED - Workers Comp Taxed	12.0000	301.08		
WXD ACCRUED - Inclement Weather Accrued	(83.2500)	.00		
WXD USED - Inclement Weather Used	31.7500	593.98		
Total	99,670.9558	\$2,542,249.46		

Annual Juror Donations and Charities

Jurors are able to donate all or part of their pay to the following charities:


- Court Appointed Special Advocates (CASA)
- Guadalupe County Child Welfare Service
- Guadalupe County Crime Stoppers
- Guadalupe Valley Family Violence Shelter
- Guadalupe County Children's Advocacy Center
- Texas Victims Compensation Fund
- Veterans Court Program

Historical Data on Annual Juror Donations to Non-Profits



AS OF 9/30/2022

Treasurer's Investment Report



**SUBMITTED TO: COMMISSIONERS' COURT, GUADALUPE COUNTY
BY: HONORABLE LINDA DOUGLASS, COUNTY TREASURER**

This report is prepared in accordance with the provisions of Government Code 2256.023, The Public Funds Investment Act, which requires at least quarterly reporting of investment transactions for county funds to the Commissioners' Court. The investments held in Guadalupe County's portfolio comply with the Public Funds Investment Act and the County's Investment Policy and Strategies.

General Statement

This report summarizes the County's Investment Portfolio position and performance for the month ended September 30, 2022.

Funds of Guadalupe County will be invested in accordance with federal and state laws and within the boundaries of the Investment Policy. Investments shall be made with judgment and care under circumstances then prevailing-which persons of prudence, discretion, and intelligence exercise in the management of their affairs, not for speculation, but for investment, considering the probable safety of their capital as well as the probable income to be derived. The first and foremost consideration of all Guadalupe County investment transactions is the suitability of the investment to the financial requirements of the County. Guadalupe County will invest according to investment strategies for each fund as they are adopted by Commissioners' Court resolution in accordance with PFIA 2256 of the Texas Government Code.

Currently, the County's investments are made utilizing Texas Class Investment Pool, Certificates of Deposit, Brokerage Certificates of Deposit, and Money Market Funds. Pools combine the cash of participating jurisdictions and invest the assets in securities otherwise allowed under state law as regarding government investments. **During the current 2021-2022 fiscal year, interest earnings year to date totaled \$1,203,741.00 as of September 30, 2022** (See "Interest Earnings by Fund" schedule on page 19). These interest earnings include interest earned on First United Bank Accounts, Schertz Money Market Accounts, Certificates of Deposit, and Texas Class Investment Pool.

Cash Balances

“Cash balances” are the dollar amounts in a checking account that can be transferred, invested, used to pay down debt, or left in the account for compensation purposes. The total available cash balances on-hand in First United Bank, Schertz Bank & Trust, and Texas Class as of September 30, 2022 was \$87,259,493.00.(See “Cash Balances” schedule on page 20). Balances in Texas Class and Certificates of Deposit made up 58% of all invested monies. Cash balances in First United Bank and Schertz Bank and Trust bank accounts are monitored daily.

Collateral Adequacy

Collateral on cash balances and investments was adequate during the month. Collateral pledged as of September 30, 2022, is as follows: First United Bank FHLB Letters of Credit pledged plus FDIC insurance was \$100,250,000.00 Schertz Bank and Trust FHLB Letters of Credit pledged plus FDIC insurance was \$25,250,000.00, Marion State Bank collateral pledged plus FDIC insurance held in Safekeeping by Frost Bank is \$6,362,015.00.

Investment Strategy

In accordance with the Public Funds Investment Act, Guadalupe County Investment Strategies shall address the following priorities:

- Understanding of the suitability of the investment to the financial requirements of the County;
- Preservation and safety of principal;
- Liquidity;
- Marketability of the investment if the need arises to liquidate the investment before maturity;
- Diversification of the investment portfolio; and
- Yield

A portion of the operating portfolio will be used to invest funds in Texas Class Investment Pool and Money Market Funds. Available funds can be invested in highly liquid short-term Treasury Bills, Agency Discount Notes, US Government Bonds, and Certificates of Deposit with a stated maturity of thirty-six (36) months or less when their yield exceeds Texas Class or Money Market Fund Rates. The dollar-weighted average maturity of 365 days or less will be calculated using the stated final maturity dates of each security.


Guadalupe County will attempt to diversify its investments to help ensure the financial security and optimum liquidity of funds while achieving the maximum yield adhering to the County Investment Policy and state laws.

Monies will continue to be invested in a positive manner based on the cash flow needs of Guadalupe County. Investments are made with the intention of holding to maturity, but with the ability to liquidate should funds be needed at any time. As always, we remain focused on safety, liquidity, and then yield.


We will avoid speculative investing and maintain the highest professional and ethical standards as custodians of the public trust.

This report has been prepared in compliance with the Local Government Code 116.112 and Government Code, Subchapter A, Chapter 2256, Public Funds Investment Act.

January 24, 2023
Submitted by:



Honorable Linda Douglass, CCT CIO,
Guadalupe County Treasurer



Jacqueline Zambrano, CIO
Assistant County Treasurer

DESCRIPTION OF INVESTMENT INSTRUMENTS

Descriptions of the different instruments are as follows:

Certificates of Deposit - A deposit of funds, in a bank or savings and loan association, for a specified term that earns interest at a specified rate or rate formula. CD's may be secured or unsecured. They may be for terms as short as 1 week or as long as or longer than 10 years.

Commercial Paper - Unsecured, short-term promissory notes issued by corporations for specific amounts and with specific maturity dates. Commercial Paper may be sold on a discount basis or may bear interest. Terms can be as short as 1 day and usually do not exceed 270 days

Discount Notes – Securities that do not pay periodic interest. Investors earn the difference between the discount issue price and the full face value paid at maturity.

Fair Value – the amount at which a financial instrument could be exchanged in a current transaction between willing parties, other than in a force or liquidation sale.

Federal Agencies – were created to provide credit to various sectors of the economy. They include the issuance of discount notes, coupon notes and bonds, and mortgage securities.

Market Value - the amount of which an instrument can be sold on a given date, prior to maturity.

Money Market Mutual Fund – are interest-bearing funds that invest in short-term investments so that the funds remain liquid and available to depositors. Such funds will normally include in their investment objectives the maintenance of a stable net asset value. The dollar-weighted average stated maturity of such funds is usually 60 days or less.

Par Value – the amount the collateral is worth if it's sold as face value.

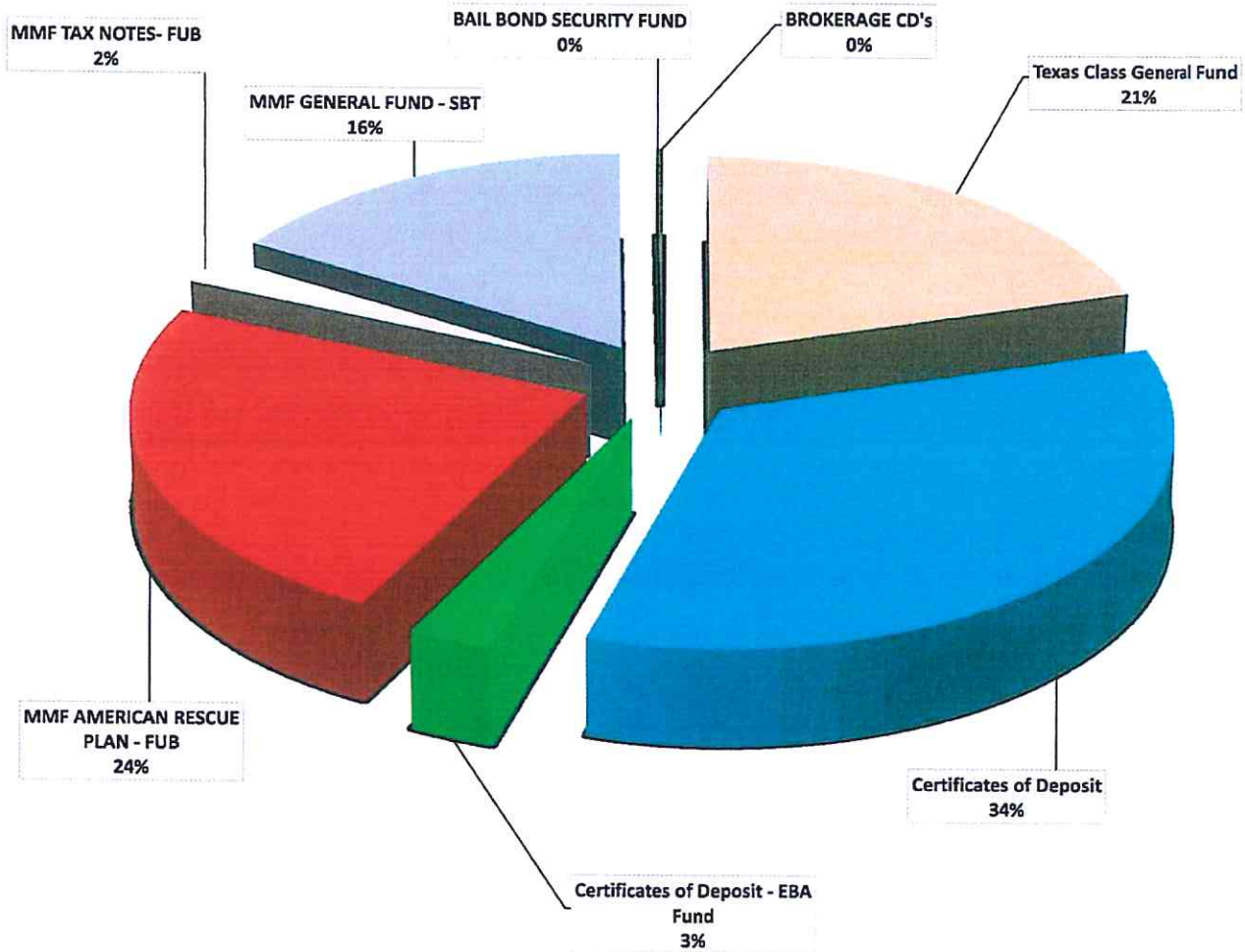
Repurchase Agreements (Repos) – are short-term agreements to purchase securities and then, at a specified time, sell them back to the original party at the same price. Repos are agreements, not instruments, and transactions are generally subject to a Master Repurchase Agreement that stipulates the rights and obligations of the parties involved. The securities delivered are considered collateral and are usually treasuries, agencies, or mortgages. A stated “Repo rate” is the rate of interest that may be earned calculated on an actual-day month/360-day year basis.

Treasury Bills – are issued at a discount at an auction conducted by the Federal Reserve Bank. Bills may be issued in maturities of 3-months, 6-months, or 1-year. The difference between the face amount at maturity and the discounted amount paid by the investor is the income earned on the security. The market for treasury bills is the most active and most carefully watched sector in the world. Every other type of security trades at a basis spread over treasuries.

Treasury Notes & Bonds – are interest-bearing securities with a stated coupon rate issued at or near face value and redeemable at face value. Notes have maturities from 1 to 10 years and bonds have maturities from 10 to 30 years.

**PORTFOLIO BY TYPE OF INVESTMENT ALLOCATION
AS OF SEPTEMBER 30, 2022**

Texas Class General Fund	\$	25,287,518.00
Certificates of Deposit	\$	42,517,950.00
Certificates of Deposit - EBA Fund	\$	3,544,201.00
MMF AMERICAN RESCUE PLAN - FUB	\$	29,821,652.00
MMF TAX NOTES- FUB	\$	2,601,003.00
MMF GENERAL FUND - SBT	\$	20,294,617.00
BAIL BOND SECURITY FUND	\$	310,000.00
BROKERAGE CD's	\$	-
TOTAL	\$	124,376,941.00



INTEREST RATES HISTORY BY MONTH AND YEAR

FIRST UNITED BANK ACCOUNTS

	2018	2019	2020	2021	2022
JAN	0.15%	0.15%	0.25%	0.25%	0.25%
FEB	0.15%	0.15%	0.25%	0.25%	0.25%
MAR	0.15%	0.15%	0.25%	0.25%	0.25%
APR	0.15%	0.15%	0.25%	0.25%	0.25%
MAY	0.15%	0.15%	0.25%	0.25%	0.25%
JUNE	0.15%	0.17%	0.25%	0.25%	0.25%
JULY	0.15%	0.25%	0.25%	0.25%	0.25%
AUG	0.15%	0.25%	0.25%	0.25%	0.25%
SEPT	0.15%	0.25%	0.25%	0.25%	0.25%
OCT	0.15%	0.25%	0.25%	0.25%	
NOV	0.15%	0.25%	0.25%	0.25%	
DEC	0.15%	0.25%	0.25%	0.25%	

FUB-MONEY MARKET FUND

	2018	2019	2020	2021	2022
JAN	0.25%	0.25%	0.50%	0.50%	0.50%
FEB	0.25%	0.25%	0.50%	0.50%	0.50%
MAR	0.25%	0.25%	0.50%	0.50%	0.50%
APR	0.25%	0.25%	0.50%	0.50%	0.50%
MAY	0.25%	0.25%	0.50%	0.50%	0.50%
JUNE	0.25%	0.28%	0.50%	0.50%	0.50%
JULY	0.25%	0.70%	0.50%	0.50%	0.50%
AUG	0.25%	0.50%	0.50%	0.50%	0.50%
SEPT	0.25%	0.50%	0.50%	0.50%	0.50%
OCT	0.25%	0.50%	0.50%	0.50%	
NOV	0.25%	0.50%	0.50%	0.50%	
DEC	0.25%	0.50%	0.50%	0.50%	

SCHERTZ BANK & TRUST MONEY MARKET FUND

	2018	2019	2020	2021	2022
JAN	0.75%	1.76%	1.76%	1.00%	0.83%
FEB	0.75%	1.76%	1.76%	1.00%	0.75%
MAR	0.75%	1.76%	1.00%	1.00%	0.75%
APR	0.75%	1.76%	1.00%	1.00%	0.75%
MAY	0.75%	1.76%	1.00%	1.00%	0.75%
JUNE	0.75%	1.76%	1.00%	1.00%	0.75%
JULY	1.51%	1.76%	1.00%	1.00%	0.75%
AUG	1.51%	1.76%	1.00%	1.00%	0.75%
SEPT	1.51%	1.76%	1.00%	1.00%	0.75%
OCT	1.51%	1.76%	1.00%	1.00%	
NOV	1.51%	1.76%	1.00%	1.00%	
DEC	1.76%	1.76%	1.00%	1.00%	

TEXAS CLASS INVESTMENT POOL

	2018	2019	2020	2021	2022
JAN	1.56%	2.62%	1.85%	0.13%	0.09%
FEB	1.62%	2.63%	1.77%	0.10%	0.12%
MAR	1.75%	2.61%	1.47%	0.10%	0.28%
APR	1.95%	2.58%	1.10%	0.08%	0.47%
MAY	2.06%	2.56%	0.76%	0.07%	0.81%
JUNE	2.16%	2.50%	0.59%	0.06%	1.15%
JULY	2.24%	2.41%	0.45%	0.06%	1.63%
AUG	2.24%	2.28%	0.32%	0.05%	2.28%
SEPT	2.26%	2.20%	0.25%	0.04%	2.67%
OCT	2.34%	2.09%	0.17%	0.04%	
NOV	2.42%	1.94%	0.14%	0.05%	
DEC	2.50%	1.88%	0.13%	0.06%	

INTEREST EARNINGS BY FUND VS ACTUAL FY 2021 / 2022

FUND	OCT.2021- JAN.2022 INTEREST	FEB. 2022- MAY 2022 INTEREST	JUN. 2022 INTEREST EARNED	JUL. 2022 INTEREST EARNED	AUG. 2022 INTEREST EARNED	SEPT. 2022 INTEREST EARNED	TOTAL INTEREST YEAR-TO-DATE	ANNUAL BUDGET FY 21-22	YTD DIFFERENCE
GF NON-DEPARTMENTAL 100-409-330-7610	\$ 234,240.96	\$ 277,733.51	\$ 93,155.26	\$ 107,654.45	\$ 128,780.45	\$ 125,621.60	\$ 967,186.23	\$ 780,000.00	\$ 187,186.23
GF TAX ASSESSOR COLLECTOR 100-499-330-7610	\$ 10,329.81	\$ 1,634.47	\$ 335.46	\$ 303.39	\$ 277.89	\$ 269.38	\$ 13,150.40	\$ 4,000.00	\$ 9,150.40
ROAD & BRIDGE FUND 200-620-330-7610	\$ 13,874.68	\$ 33,402.56	\$ 11,511.90	\$ 12,802.69	\$ 15,072.20	\$ 11,885.46	\$ 98,549.49	\$ 40,000.00	\$ 58,549.49
JUVENILE PROBATION FUND 325-672-330-7610	\$ 1,050.97	\$ 662.73	\$ 65.59	\$ 218.97	\$ 165.94	\$ 126.97	\$ 2,291.17	\$ 2,000.00	\$ 291.17
325-672-330-7611	\$ 61.18	\$ 178.45	\$ 33.95	\$ 37.41	\$ 23.97	\$ 1.08	\$ 336.04	\$ 100.00	\$ 236.04
326-672-330-7610	\$ 34.62	\$ 46.32	\$ 6.90	\$ 7.75	\$ 8.37	\$ 12.60	\$ 116.56	\$ 50.00	\$ 66.56
327-672-330-7610	\$ 41.01	\$ 51.86	\$ 7.20	\$ 7.97	\$ 8.32	\$ 12.00	\$ 128.36	\$ 100.00	\$ 28.36
CO. CLERK RECORDS ARCHIVE 411-100-330-7610	\$ 3,890.18	\$ 3,769.02	\$ 1,120.50	\$ 1,212.41	\$ 1,340.75	\$ 1,357.28	\$ 12,690.14	\$ 3,000.00	\$ 9,690.14
HAVA FUND 422-100-330-7610	\$ 975.91	\$ 264.43	\$ 16.20	\$ -	\$ (1,023.83)	\$ -	\$ 232.71	\$ -	\$ 232.71
CHILD WELFARE FUND 439-100-330-7610	\$ 16.05	\$ 36.35	\$ 8.90	\$ 8.83	\$ 5.75	\$ 5.16	\$ 81.04	\$ -	\$ 81.04
CO ATTY STATE FORFEITURE 446-100-330-7610	\$ 642.06	\$ 410.29	\$ 69.57	\$ 69.44	\$ 67.16	\$ 62.37	\$ 1,320.89	\$ -	\$ 1,320.89
GENERAL FUND DEBT SERVICE 600-680-330-7610	\$ 449.50	\$ 373.76	\$ 160.20	\$ 242.56	\$ 260.30	\$ 259.92	\$ 1,746.24	\$ 3,000.00	\$ (1,253.76)
TAX NOTE SERIES 2020 701-330-7610	\$ 13,101.73	\$ 10,337.01	\$ 2,409.12	\$ 2,444.79	\$ 2,406.98	\$ 1,518.30	\$ 32,217.93	\$ -	\$ 32,217.93
JAIL COMMISSARY FUND 800-100-330-7610	\$ 5,052.76	\$ 1,838.84	\$ 560.28	\$ 684.81	\$ 765.82	\$ 839.81	\$ 9,742.32	\$ 200.00	\$ 9,542.32
EMPLOYEE BENEFIT FUND 850-698-330-7610	\$ 15,866.55	\$ 19,119.33	\$ 5,749.66	\$ 5,511.86	\$ 5,680.10	\$ 5,786.37	\$ 57,713.87	\$ 35,000.00	\$ 22,713.87
WORKERS' COMP FUND 855-699-330-7610	\$ 3,481.63	\$ 1,096.01	\$ 282.90	\$ 404.75	\$ 469.20	\$ 503.10	\$ 6,237.59	\$ 400.00	\$ 5,837.59
TOTAL INTEREST EARNED	\$303,109.60	\$350,954.94	\$115,493.59	\$131,612.08	\$154,309.37	\$148,261.40	\$1,203,740.98	\$ 867,850.00	\$ 335,890.98

*Interest earned Includes all investment interest (both Texas Class and Certificates of Deposit) and interest earned on all demand deposit accounts and Money Market Fund accounts.

GENERAL LEDGER BANK RECONCILIATION BALANCES AS OF 9/30/2022

FUND	ACCT #	FIRST UNITED BANK		SCHERTZ BANK	TXCLASS
		ACCOUNTS	MONEY MARKET	MONEY MARKET	ACCOUNTS
ADULT PROBATION ACCONT	XX5250	\$ 626,804.97			
FIRST UNITED GENERAL FUND	XX3313	\$ 2,147,144.39			
PAYROLL ACCT.	XX4824	\$ 591,142.90			
JUVENILE PROBATION	XX2308	\$ 1,116,778.69			
SHERIFF'S FORFEITURE	XX4867	\$ 123,859.63			
STATE FORFEITURE PROCEEDS PCT 1	XX0298	\$ 3,205.89			
STATE FORFEITURE PROCEEDS PCT 3	XX3844	\$ 1,786.59			
FIRST UNITED EMPLOYEE BENEFIT	XX4645	\$ 3,362,250.72			
FSA-AFLAC	XX2748	\$ 88,535.64			
TAX NOTE SERIES 2020	XX4750	\$ 233,677.59			
JURY FUND	XX6317	\$ (3,727.89)			
CHILD PROTECTION	XX4832	\$ 21,689.24			
BAIL BOND SECURITY	XX6475	\$ 164,644.02			
INVESTMENT ACCOUNT	XX7229				
ADULT PROBATION MMF	XXX258		\$ 621,348.78		
TAX NOTE SERIES 2020 MMF	XX5171		\$ 2,601,002.92		
JUVENILE PROBATION MMF	XX6266		\$ 155,562.10		
AMERICAN RESCUE PLAN	XX1797		\$ 29,821,651.76		
SBT MMF GENERAL FUND	XXX697			\$ 20,294,616.64	
TXCLASS EMPLOYEE BENEFIT MMF	XX0003				\$ -
TXCLASS GENERAL FUND	XX0002				\$ 25,287,518.48
TOTAL CASH BALANCES		\$ 8,477,792.38	\$ 33,199,565.56	\$ 20,294,616.64	\$ 25,287,518.48
GENERAL LEDGER BANK BALANCES					
AS OF 9/30/2022				\$ 87,259,493.06	

**GUADALUPE COUNTY CD INVESTMENT PORTFOLIO AS OF
SEPTEMBER 30, 2022**

Certificates of Deposit

Description	Purchase Date	Maturity Date	Interest Rate	Beginning Principal Balance	Total Interest Paid in Sept	Ending Market Value 09/30/2022
FUB XXXX879	09/01/22	06/01/23	2.81%	\$ 3,000,000.00	\$ 6,928.77	\$ 3,006,928.77
FUB XXXX848	03/02/21	09/02/22	1.66%	\$ 2,047,642.68	\$ 2,886.89	\$ 2,050,529.57
FUB XXXX753	02/08/22	02/08/23	1.66%	\$ 5,041,300.30	\$ 7,107.54	\$ 5,048,407.84
FUB XXXX856	03/02/21	03/02/23	1.66%	\$ 2,047,642.68	\$ 5,684.60	\$ 2,053,327.28
FUB XXXX906 - EBA	03/10/22	03/09/23	1.66%	\$ 2,013,955.50	\$ 2,839.40	\$ 2,016,794.90
FUB XXXX809	04/29/21	04/29/23	1.66%	\$ 2,044,666.98	\$ 2,882.70	\$ 2,047,549.68
FUB XXXX714 - EBA	08/03/21	08/03/23	1.67%	\$ 1,525,242.61	\$ 2,163.34	\$ 1,527,405.95
FUB XXXX761	02/08/22	08/08/23	1.66%	\$ 5,041,300.30	\$ 7,107.54	\$ 5,048,407.84
FUB XXXX788	02/08/22	02/08/24	1.66%	\$ 5,041,300.30	\$ 7,107.54	\$ 5,048,407.84
FUB XXXX876	03/10/22	03/09/24	1.66%	\$ 5,034,888.75	\$ 7,098.50	\$ 5,041,987.25
MSB XXXX099	05/10/22	05/10/24	1.75%	\$ 2,187,472.60	\$ 3,253.58	\$ 2,190,726.18
MSB XXXX378	08/05/21	02/05/23	1.25%	\$ 1,171,105.34	\$ 1,243.94	\$ 1,172,349.28
MSB XXXX147	02/17/19	02/17/23	1.60%	\$ 2,718,688.30	\$ 3,696.87	\$ 2,722,385.17
SBT XXXX016	09/08/22	09/08/23	2.85%	\$ 2,000,000.00	\$ -	\$ 2,000,000.00
SBT XXXX017	09/08/22	09/08/24	2.85%	\$ 2,000,000.00	\$ -	\$ 2,000,000.00
SBT XXXX018	09/08/22	03/08/24	2.85%	\$ 2,000,000.00	\$ -	\$ 2,000,000.00
SBT XXXX498	09/02/21	03/02/23	1.10%	\$ 3,134,545.22	\$ 2,928.44	\$ 3,137,473.66
CD Totals ending 09/30/2022				\$ 48,049,751.56	\$ 62,929.65	\$ 48,112,681.21

Benchmark: Average 90 day Treasury Bill 3.22%

FUB - FIRST UNITED BANK TOTAL GL	Schertz Bank & Trust
\$ 30,839,217.35	\$ 9,137,473.66
Marion State Bank	
\$ 6,085,460.63	

*NEW CD

*RENEWED CD

*REDEEMED CD