

Guadalupe County Treasurer's Monthly and Investment Report

For the Month Ended
January 31, 2019

Submitted by
Honorable Linda Douglass
Guadalupe County Treasurer

Table of Contents

Treasurer's Monthly Report

| | |
|---|---------|
| Treasurer's Letter of Transmittal | Page 2 |
| Certification by County Treasurer | Page 3 |
| Affidavit | Page 4 |
| Statement of Receipts and Disbursements | Page 5 |
| Debt Service Schedule | Page 6 |
| Monthly Departmental Revenues FY 18/19 | Page 7 |
| County Sales and Use Tax Comparison Summary 2018/2019 | Page 8 |
| Departmental Compensatory Time Liability Report | Page 9 |
| Sick Pool Balances Year to Date | Page 10 |
| Payroll History Report | Page 11 |
| TCDRS Monthly Report | Page 12 |
| Departmental Rollover Hours Lost Report | Page 13 |
| Annual Juror Donations and Charities | Page 14 |

Treasurer's Investment Report

| | |
|--|------------|
| General Statement | Page 15 |
| Cash Balances | Page 16 |
| Collateral Adequacy | Page 17 |
| Investment Strategy | Page 18-17 |
| Description of Investment Instruments | Page 18 |
| Portfolio by Type of Investment | Page 19 |
| Interest Rates History by Month and Year | Page 20 |
| Interest Earnings by Fund | Page 21 |
| General Ledger Investment Balances | Page 22 |
| General Ledger Bank Reconciliations Cash in Bank | Page 23 |
| Guadalupe County Investment Portfolio | Page 24-25 |



March 19, 2019

To: County Judge Kyle Kutscher and Commissioners' Court

From: Linda Douglass, Guadalupe County Treasurer

Re: Treasurer's Monthly/Investment Report

Honorable Members of the Commissioners' Court:

Attached you will find the transmittal of the County Treasurer's Report to Commissioners' Court for money received and disbursed; debts due to and owed by the county; and all other proceedings in the Treasurer's office for the month ended January 31, 2019 as required by the Texas Local Government Code Section 114.026.

In accordance with the provisions of Government Code 2256.023, the Public Funds Investment Act, which require at least quarterly reporting of investment transactions for county funds to the Commissioners' Court. The investments held in Guadalupe County's portfolio comply with the Public Funds Investment Act and Guadalupe County Investment Policy and Strategies.

Also, in accordance with State Law, the books and accounts of the County Treasurer are available to Commissioners' Court for inspection and examination, as desired. This report is also filed with the County Clerk as the official records management officer for Guadalupe County.

Should you have any questions concerning the information provided in this report or request for additional information, please contact me at (830) 303-4188, ext. 1338.

Respectfully Submitted,

A handwritten signature in blue ink that reads "Linda Douglass".

Linda Douglass, CCT, CIO
Guadalupe County Treasurer

CERTIFICATION BY COUNTY TREASURER

THE STATE OF TEXAS §

COUNTY OF Guadalupe County §

March 19, 2019

I, the undersigned, County Treasurer of Guadalupe County, Texas, do hereby swear and affirm that the attached Guadalupe County Treasurer's Monthly and Investment Report to be a true and correct statement, to the best of my knowledge, of all accounts under the control of Guadalupe County Treasurer for the month ended January 31, 2019.


Linda Douglass

Linda Douglass, CCT, CIO
Guadalupe County Treasurer

THE STATE OF TEXAS
THE COUNTY OF GUADALUPE

This instrument was sworn and subscribed before me on this 12 day of March, 2019.

Seal



Mirsha Palomares

Notary Public

A F F I D A V I T
COUNTY TREASURER'S MONTHLY/INVESTMENT REPORT FOR
THE MONTH ENDED JANUARY 31, 2019


WHEREAS, in accordance with Section §114.026 of the Texas Local Government Code, the County Treasurer shall make a detailed report of money received and disbursed; debts due to and owed by the county; and all other proceedings in the Treasurer's office shall be presented at the regular meeting of the Commissioners Court.

We the undersigned hereby certify and approve to the best of our knowledge and belief, that the attached information is a true and a complete list of all amounts received and paid from each fund since the County Treasurer's preceding report, and any balance remaining in the Treasurer's hand on the said 31st day of January 2019.

FURTHER, the amount of cash and other assets that were in the custody of the County Treasurer at the time of the examination was **\$86,220,186.00** as the Guadalupe County Investment Officer. This report has been prepared in compliance with the Local Government Code 116.112 and in accordance with Government Code, Subchapter A, Chapter 2256, Public Funds Investment Act.


THEREFORE, In accordance with Texas Local Government Code Section 114.026 and Section 116.112, I hereby submit my January 31, 2019 reports as required by law for the Guadalupe County Commissioners' Court review and approval.

Submitted by:



Honorable Linda Douglass, Guadalupe County Treasurer

APPROVED this 19TH day of March 2019




Kyle Kutscher
County Judge

ATTEST:



Teresa Kiel
County Clerk







Greg Seidenberger
Commissioner Pct. 1



Drew Engelke
Commissioner Pct. 2



Jim Wolverton
Commissioner Pct. 3



Judy Cope
Commissioner Pct. 4

A complete detail copy of the Treasurer's Report is available in the County Treasurer's office or an official copy may be purchased at the County Clerk's office. The County Clerk is the official custodian of the Commissioners Court records.

**STATEMENT OF RECEIPTS AND DISBURSEMENTS
FOR THE MONTH ENDED JANUARY 31, 2019**

| FUND | DESCRIPTION | BEGINNING BALANCE | TOTAL DEBITS | TOTAL CREDITS | ENDING BALANCE - GL | INVESTMENTS BALANCE - GL | MONEY MARKET BALANCE - GL | FUND BALANCE |
|------|----------------------------------|-------------------|------------------|------------------|---------------------|--------------------------|---------------------------|------------------|
| 100 | GENERAL FUND | \$ (2,399,978.51) | \$ 7,912,077.91 | \$ 3,983,869.94 | \$ 1,528,229.46 | \$ 42,545,167.21 | \$ 5,018,020.51 | \$ 49,091,417.18 |
| 100 | PAYROLL FUND | \$ 487,633.51 | \$ 3,239,961.05 | \$ 3,239,774.72 | \$ 487,819.84 | | | \$ 487,819.84 |
| 100 | JURY FUND | \$ 6,321.89 | \$ 1.09 | \$ 3,650.00 | \$ 2,672.98 | | | \$ 2,672.98 |
| 100 | FUB INVESTMENT ACCOUNT INTEREST | \$ 1,037.67 | \$ 257,332.88 | \$ 251,770.21 | \$ 6,600.34 | | | \$ 6,600.34 |
| 200 | ROAD & BRIDGE | \$ 437,828.73 | \$ 528,958.37 | \$ 528,186.84 | \$ 438,600.26 | \$ 8,271,347.48 | \$ 501,310.99 | \$ 9,211,258.73 |
| 201 | CETRZ FUND | \$ 45,736.19 | \$ - | \$ - | \$ 45,736.19 | \$ 350,000.00 | \$ - | \$ 395,736.19 |
| 323 | JUVENILE DRUG COURT | \$ - | \$ - | \$ - | \$ - | | | \$ - |
| 324 | JUVENILE TJJD | \$ 132,025.84 | \$ 69,496.00 | \$ 58,828.50 | \$ 142,693.34 | \$ - | \$ - | \$ 142,693.34 |
| 325 | JUVENILE PROBATION FUND | \$ 729,451.46 | \$ 69,245.78 | \$ 791,335.25 | \$ 7,361.99 | \$ - | \$ 1,046,144.34 | \$ 1,053,506.33 |
| 326 | JUVENILE PROBATION FEE FUND | \$ 19,884.31 | \$ 551.57 | \$ - | \$ 20,435.88 | | | \$ 20,435.88 |
| 327 | JUVENILE PROBATION TITLE IVE | \$ 43,182.79 | \$ 5.58 | \$ 283.45 | \$ 42,904.92 | | | \$ 42,904.92 |
| 400 | LAW LIBRARY FUND | \$ 48,921.10 | \$ 7,118.51 | \$ 3,418.50 | \$ 52,621.11 | \$ 150,000.00 | \$ - | \$ 202,621.11 |
| 403 | SHERIFF'S STATE FORFEITURE | \$ 608,845.57 | \$ 118.32 | \$ 7,135.87 | \$ 601,828.02 | | | \$ 601,828.02 |
| 405 | SHERIFF'S FEDERAL FORFEITURE | \$ 337,901.52 | \$ 40.87 | \$ 26,233.20 | \$ 311,709.19 | | | \$ 311,709.19 |
| 408 | FIRE CODE INSPECTION FEE FUND | \$ 145,234.38 | \$ 1,488.50 | \$ 370.24 | \$ 146,352.64 | | | \$ 146,352.64 |
| 409 | SHERIFF'S DONATION FUND | \$ 18,519.34 | \$ - | \$ 8,867.66 | \$ 9,651.68 | | | \$ 9,651.68 |
| 410 | CO. CLERK RECORDS MGMT FUND | \$ 38,129.83 | \$ 22,263.49 | \$ 8,707.53 | \$ 51,685.79 | \$ 1,040,000.00 | \$ - | \$ 1,091,685.79 |
| 411 | CO. CLERK RECORDS ARCHIVE-GF | \$ (221,258.50) | \$ 21,950.00 | \$ - | \$ (199,308.50) | \$ 650,000.00 | \$ - | \$ 450,691.50 |
| 412 | COUNTY RECORDS MGMT | \$ 120,759.61 | \$ 3,154.07 | \$ 4,055.00 | \$ 119,858.68 | | | \$ 119,858.68 |
| 413 | VITAL STATISTICS PRESERVATION-GF | \$ 9,043.59 | \$ 377.00 | \$ 99.12 | \$ 9,321.47 | | | \$ 9,321.47 |
| 414 | COURTHOUSE SECURITY | \$ 57,800.14 | \$ 5,512.76 | \$ 2,163.88 | \$ 61,149.02 | | | \$ 61,149.02 |
| 415 | DISTRICT CLERK RECORDS MGMT | \$ 21,212.82 | \$ 1,005.23 | \$ 5.00 | \$ 22,213.05 | | | \$ 22,213.05 |
| 416 | JUSTICE COURT TECHNOLOGY | \$ 60,948.27 | \$ 2,289.83 | \$ 70.00 | \$ 63,168.10 | | | \$ 63,168.10 |
| 417 | CO&DIST COURT TECHNOLOGY FUND | \$ 20,870.84 | \$ 321.69 | \$ - | \$ 21,192.53 | | | \$ 21,192.53 |
| 418 | JUSTICE COURT SECURITY | \$ 10,968.40 | \$ 565.77 | \$ 120.00 | \$ 11,414.17 | | | \$ 11,414.17 |
| 420 | SURPLUS FUNDS-ELECTION CONTRACT | \$ 127,678.73 | \$ 6,413.51 | \$ - | \$ 134,092.24 | | | \$ 134,092.24 |
| 422 | HAVA FUND | \$ 33,363.87 | \$ - | \$ - | \$ 33,363.87 | | | \$ 33,363.87 |
| 430 | COURT REPORTER FEE (GC 51.601) | \$ 29,376.90 | \$ 3,559.18 | \$ 4,096.00 | \$ 28,840.08 | | | \$ 28,840.08 |
| 431 | FAMILY PROTECTION FEE FUND | \$ 70,139.68 | \$ 1,001.68 | \$ - | \$ 71,141.36 | | | \$ 71,141.36 |
| 432 | DIST CLK RECORDS ARCHIVE-GF | \$ 63,871.62 | \$ 1,851.27 | \$ 10.00 | \$ 65,712.89 | | | \$ 65,712.89 |
| 433 | COURT RECORDS PRESERVATION-GF | \$ 4,588.64 | \$ 2,463.72 | \$ 10.00 | \$ 7,042.36 | \$ 125,000.00 | \$ - | \$ 132,042.36 |
| 435 | ALTERNATIVE DISPUTE RESOLUTION | \$ 31,758.45 | \$ 2,372.72 | \$ 10.00 | \$ 34,121.17 | \$ 325,000.00 | \$ - | \$ 359,121.17 |
| 436 | COURT-INITIATED GUARDIANSHIPS | \$ 35,379.77 | \$ 700.00 | \$ 400.00 | \$ 35,679.77 | | | \$ 35,679.77 |
| 437 | CHILD SAFETY FEE-GF | \$ 24,772.47 | \$ 5,337.81 | \$ - | \$ 30,110.28 | \$ 100,000.00 | | \$ 130,110.28 |
| 440 | COUNTY DRUG COURTS FUND-GF | \$ 46,783.86 | \$ 90.00 | \$ 2,701.94 | \$ 44,171.92 | | | \$ 44,171.92 |
| 445 | CA PRE-TRIAL INTERVENTION PROG | \$ 7,775.00 | \$ 1,500.00 | \$ 2,250.00 | \$ 7,025.00 | | | \$ 7,025.00 |
| 447 | CA STATE FUNDS | \$ 3,079.90 | \$ - | \$ 877.02 | \$ 2,202.88 | | | \$ 2,202.88 |
| 453 | CONSTABLE 3 STATE FORFEITURE | \$ 349.26 | \$ 0.46 | \$ - | \$ 349.72 | | | \$ 349.72 |
| 463 | CONSTABLE 3 FEDERAL FORFEITURE | \$ 3,237.56 | \$ - | \$ - | \$ 3,237.56 | | | \$ 3,237.56 |
| 498 | BAIL BOND SECURITY FUND | \$ 206,011.73 | \$ - | \$ - | \$ 206,011.73 | \$ 260,000.00 | | \$ 466,011.73 |
| 499 | EMPLOYEE FUND-GF | \$ 12,769.44 | \$ 137.37 | \$ 49.17 | \$ 12,857.64 | | | \$ 12,857.64 |
| 500 | SPECIAL VIT INTERST FUND | \$ 541.97 | \$ - | \$ - | \$ 541.97 | | | \$ 541.97 |
| 501 | COUNTY ATTORNEY HOT CHECK FEES | \$ 20,481.00 | \$ 420.00 | \$ 571.42 | \$ 20,329.58 | | | \$ 20,329.58 |
| 505 | LAW ENFORCEMENT TRAINING FUND | \$ 14,955.77 | \$ - | \$ - | \$ 14,955.77 | | | \$ 14,955.77 |
| 600 | DEBT SERVICE | \$ 63,380.70 | \$ 3,100,218.39 | \$ 4,297,246.50 | \$ (1,133,647.41) | \$ 485,641.61 | \$ 500,000.00 | \$ (148,005.80) |
| 700 | CAPITOL PROJECT | \$ 972,039.97 | \$ - | \$ - | \$ 972,039.97 | \$ 5,700,000.00 | \$ 1,000,000.00 | \$ 7,672,039.97 |
| 701 | TAX NOTES SERIES 2017 | \$ - | \$ - | \$ - | \$ - | \$ - | \$ 5,763,757.59 | \$ 5,763,757.59 |
| 702 | DEPT OF HOMELAND SECURITY (FEMA) | \$ 3,579.99 | \$ - | \$ - | \$ 3,579.99 | | | \$ 3,579.99 |
| 703 | TWDB FLOOD MITIGATION GRANT | \$ 1,025,179.59 | \$ 25,474.31 | \$ 378,687.36 | \$ 671,966.54 | | | \$ 671,966.54 |
| 704 | TWBD-2015 FLOOD MITAGATION | \$ 2,958,960.44 | \$ 130,918.35 | \$ 288,756.65 | \$ 2,801,122.14 | | | \$ 2,801,122.14 |
| 800 | JAIL COMMISSARY FUND | \$ 223,064.38 | \$ 31,451.73 | \$ 30,656.25 | \$ 223,859.86 | | | \$ 223,859.86 |
| 850 | EMPLOYEE HEALTH BENEFITS | \$ 533,077.69 | \$ 576,344.90 | \$ 598,195.17 | \$ 511,227.42 | \$ 3,401,895.92 | \$ - | \$ 3,913,123.34 |
| 855 | WORKERS' COMPENSATION FUND | \$ 46,318.33 | \$ 40,039.67 | \$ 79,997.50 | \$ 6,360.50 | \$ - | \$ 206,928.56 | \$ 213,289.06 |
| 899 | MISC SHORT TERM GRANTS | \$ (24,670.10) | \$ - | \$ 9,567.22 | \$ (34,237.32) | | | \$ (34,237.32) |
| | TOTALS | \$ 7,318,867.40 | \$ 16,074,131.34 | \$ 14,613,027.11 | \$ 8,779,971.63 | \$ 63,404,052.22 | \$ 14,036,161.99 | \$ 86,220,185.84 |

GUADALUPE COUNTY, TEXAS
Debt Service Schedule

CERTIFICATES OF OBLIGATION, SERIES 2013

In May 2013, the Guadalupe County Commissioners Court issued \$5,000,000 in certificates of obligation for the remodeling of the 2nd floor of the Justice Center and for replacing the air conditioning and heating system at the County Jail.

| FISCAL YEAR | PRINCIPAL DUE 2/1 | INTEREST RATE | INTEREST DUE 2/1 | INTEREST DUE 8/1 | TOTAL |
|-------------|------------------------|---------------|----------------------|----------------------|------------------------|
| 2016 | \$ - | 1.15% | \$ - | \$ - | \$ - |
| 2017 | \$ - | 1.30% | \$ - | \$ - | \$ - |
| 2018 | \$ - | 1.40% | \$ - | \$ - | \$ - |
| 2019 | \$ 55,000.00 | 1.50% | \$ 41,875.00 | \$ 41,462.50 | \$ 138,337.50 |
| 2020 | \$ 1,165,000.00 | 1.60% | \$ 41,462.50 | \$ 32,142.50 | \$ 1,238,605.00 |
| 2021 | \$ 1,200,000.00 | 1.70% | \$ 32,142.50 | \$ 21,942.50 | \$ 1,254,085.00 |
| 2022 | \$ 1,240,000.00 | 1.80% | \$ 21,942.50 | \$ 10,782.50 | \$ 1,272,725.00 |
| 2023 | \$ 1,135,000.00 | 1.90% | \$ 10,782.50 | \$ - | \$ 1,145,782.50 |
| | <u>\$ 4,795,000.00</u> | | <u>\$ 148,205.00</u> | <u>\$ 106,330.00</u> | <u>\$ 5,049,535.00</u> |

REFUNDING BOND, SERIES 2014

In January 2014, the Guadalupe County Commissioners Court issued \$8,035,000 in refunding bonds. This amount and an additional \$5,000,000 from the General Fund paid off the Tax Anticipation Notes Series 2009 and the Refunding Bonds Series 2005; which significantly reduced the interest rate on the existing debt and reduced the total indebtedness of the County.

| FISCAL YEAR | PRINCIPAL DUE 2/1 | INTEREST RATE | INTEREST DUE 2/1 | INTEREST DUE 8/1 | TOTAL |
|-------------|------------------------|---------------|--------------------|------------------|------------------------|
| 2016 | \$ - | 0.57% | \$ - | \$ - | \$ - |
| 2017 | \$ - | 0.83% | \$ - | \$ - | \$ - |
| 2018 | \$ - | 1.20% | \$ - | \$ - | \$ - |
| 2019 | \$ 1,130,000.00 | 1.58% | \$ 8,927.00 | \$ - | \$ 1,138,927.00 |
| | <u>\$ 1,130,000.00</u> | | <u>\$ 8,927.00</u> | <u>\$ -</u> | <u>\$ 1,138,927.00</u> |

TAX NOTES, SERIES 2017

In June 2017, the Guadalupe County Commissioners Court issued \$8,500,000 in Tax Notes for the purpose of construction, acquiring, purchasing, renovating, equipping, enlarging and improving County-owned facilities and making other County improvements; purchasing personal property, materials, supplies, equipment, machinery, land, and rights-of-way for authorized needs and purposes relating to the aforementioned capital improvements and payment of professional services relating to the aforementioned projects and relating to the issuance of the Notes (the Project)

| FISCAL YEAR | PRINCIPAL DUE 2/1 | INTEREST RATE | INTEREST DUE 2/1 | INTEREST DUE 8/1 | TOTAL |
|-------------|------------------------|---------------|----------------------|----------------------|------------------------|
| 2018 | \$ - | 1.075% | \$ - | \$ - | \$ - |
| 2019 | \$ 900,000.00 | 1.200% | \$ 61,258.75 | \$ 55,858.75 | \$ 1,017,117.50 |
| 2020 | \$ 1,000,000.00 | 1.325% | \$ 55,858.75 | \$ 49,233.75 | \$ 1,105,092.50 |
| 2021 | \$ 1,080,000.00 | 1.425% | \$ 49,233.75 | \$ 41,538.75 | \$ 1,170,772.50 |
| 2022 | \$ 1,090,000.00 | 1.525% | \$ 41,538.75 | \$ 33,227.50 | \$ 1,164,766.25 |
| 2023 | \$ 1,240,000.00 | 1.700% | \$ 33,227.50 | \$ 22,687.50 | \$ 1,295,915.00 |
| 2024 | \$ 2,420,000.00 | 1.875% | \$ 22,687.50 | \$ - | \$ 2,442,687.50 |
| | <u>\$ 7,730,000.00</u> | | <u>\$ 263,805.00</u> | <u>\$ 202,546.25</u> | <u>\$ 8,196,351.25</u> |

| | | | | |
|-------------------------------|-------------------------|----------------------|----------------------|-------------------------|
| Total Debt Outstanding | \$ 13,655,000.00 | \$ 420,937.00 | \$ 308,876.25 | \$ 14,384,813.25 |
| 1/31/2019 | | | | |

Monthly Departmental Revenues for the Fiscal Year October 1, 2018 to September 30, 2019

| | Oct-18-Dec-18 Totals | Jan-19 | REVENUE YEAR-TO- DATE |
|-------------------------------|-------------------------|-------------------------|--------------------------|
| ADULT DETENTION CENTER | \$ 303,173.16 | \$ 187,568.83 | \$ 490,741.99 |
| CO ATTORNEY | \$ 4,088.57 | \$ 1,710.45 | \$ 5,799.02 |
| CONSTABLE 1 | \$ 9,401.79 | \$ 3,416.50 | \$ 12,818.29 |
| CONSTABLE 2 | \$ 10,574.27 | \$ 3,488.20 | \$ 14,062.47 |
| CONSTABLE 3 | \$ 10,247.18 | \$ 4,363.94 | \$ 14,611.12 |
| CONSTABLE 4 | \$ 12,284.59 | \$ 3,519.72 | \$ 15,804.31 |
| COUNTY CLERK-CIVIL | \$ 83,347.23 | \$ 26,054.77 | \$ 109,402.00 |
| COUNTY CLERK-CCL AND CCL2 | \$ 143,568.28 | \$ 51,084.00 | \$ 194,652.28 |
| COUNTY CLERK-DEEDS/LIBRARY | \$ 314,550.93 | \$ 106,339.00 | \$ 420,889.93 |
| COUNTY CLERK-VITAL STATS | \$ 27,782.50 | \$ 9,869.50 | \$ 37,652.00 |
| COUNTY CLERK-SCHERTZ | \$ 4,021.75 | \$ 466.00 | \$ 4,487.75 |
| COUNTY CLERK-TPW | \$ 460.00 | \$ - | \$ 460.00 |
| DISTRICT CLERK-CIVIL | \$ 167,819.99 | \$ 77,064.15 | \$ 244,884.14 |
| DISTRICT CLERK-CCM | \$ 56,116.43 | \$ 19,666.13 | \$ 75,782.56 |
| ELECTIONS | \$ - | \$ 68,366.70 | \$ 68,366.70 |
| ENVIRONMENTAL HEALTH | \$ 30,510.00 | \$ 11,660.00 | \$ 42,170.00 |
| FIRE MARSHAL | \$ 4,490.00 | \$ 1,488.50 | \$ 5,978.50 |
| NON-DEPARTMENTAL * | \$ 295,693.95 | \$ 42,067.26 | \$ 337,761.21 |
| JUSTICE OF THE PEACE, PCT. 1 | \$ 227,297.52 | \$ 72,338.68 | \$ 299,636.20 |
| JUSTICE OF THE PEACE, PCT. 2 | \$ 54,847.90 | \$ 22,608.60 | \$ 77,456.50 |
| JUSTICE OF THE PEACE, PCT. 3 | \$ 32,532.16 | \$ 10,758.43 | \$ 43,290.59 |
| JUSTICE OF THE PEACE, PCT. 4 | \$ 86,325.44 | \$ 37,087.99 | \$ 123,413.43 |
| JUVENILE PROBATION | \$ 108,194.93 | \$ 69,496.90 | \$ 177,691.83 |
| ROAD AND BRIDGE | \$ 142,090.28 | \$ 425.60 | \$ 142,515.88 |
| SHERIFF'S DEPARTMENT | \$ 41,473.28 | \$ 4,235.00 | \$ 45,708.28 |
| TAX OFFICE | \$ 32,061,652.17 | \$ 19,064,382.57 | \$ 51,126,034.74 |
| TREASURER'S OFFICE | \$ 1,892.38 | \$ 436.24 | \$ 2,328.62 |
| TOTAL MONTHLY REVENUES | \$ 34,234,436.68 | \$ 19,899,963.66 | \$ 54,134,400.34 |

***NON-DEPARTMENTAL includes:**

| | |
|--------------------|-------------|
| MIXED BEVERAGE TAX | \$41,908.89 |
| TABC | \$48.00 |
| ACCENT FOOD | \$110.37 |

**GUADALUPE COUNTY
SALES AND USE TAX COMPARISON SUMMARY 2018/2019**



| Prior Year 2018 Month Collected / Month Remitted | Comparable Payment Prior Year | Current Year 2019 Month Collected / Month Remitted | Payment Current Year | Net Difference Prior Year 2018 | % Change Increase/Decrease |
|--|-------------------------------|--|------------------------|--------------------------------|----------------------------|
| October / December | \$ 574,347.00 | October / December | \$ 653,451.00 | \$ 79,104.00 | 13.77% |
| November / January | \$ 608,342.00 | November / January | \$ 583,109.00 | \$ (25,233.00) | -4.15% |
| December / February | \$ 322,758.00 | December / February | \$ 807,211.00 | \$ 484,453.00 | - |
| January / March | \$ 762,858.00 | January / March | \$ - | \$ - | 0.00% |
| February / April | \$ 561,696.00 | February / April | \$ - | \$ - | 0.00% |
| March / May | \$ 789,051.00 | March / May | \$ - | \$ - | 0.00% |
| April / June | \$ 628,901.00 | April / June | \$ - | \$ - | 0.00% |
| May / July | \$ 636,345.00 | May / July | \$ - | \$ - | 0.00% |
| June / August | \$ 737,492.00 | June / August | \$ - | \$ - | 0.00% |
| July / September | \$ 641,015.00 | July / September | \$ - | \$ - | 0.00% |
| August / October | \$ 697,312.00 | August / October | \$ - | \$ - | 0.00% |
| September / November | \$ 738,668.00 | September / November | \$ - | \$ - | 0.00% |
| Total Payments Received: | \$ 7,698,785.00 | Total Payments Received: | \$ 2,043,771.00 | \$ 538,324.00 | |

**Note - Sales Tax is paid two months in arrears from Texas Comptroller of Public Accounts.

**December sales tax received in February resulted in an over payment of \$258,089.00. The over payment less 2% (\$5,267.00) was refunded to the State Comptroller on March 20, 2018.

**SALES TAX BY FISCAL YEAR
BUDGET vs ACTUAL**

| | FY 2015 | FY 2016 | FY 2017 | FY 2018 | FY 2019 |
|---------------------------------|----------------|----------------|-----------------|----------------|----------------|
| BUDGET | \$7,000,000.00 | \$6,600,000.00 | \$ 7,100,000.00 | \$7,300,000.00 | \$7,400,000.00 |
| ACTUAL | \$7,209,540.00 | \$7,366,785.00 | \$ 7,229,655.00 | \$7,698,785.00 | \$2,043,771.00 |
| % Compared to prior fiscal year | 0.55% | 2.18% | -1.86% | 6.49% | -73.45% |



Departmental Compensatory Time Liability Report

As of 1/31/19

| Primary Department | Rate | COMP - Compensatory Time |
|--|--------------------|-----------------------------|
| 400 - COUNTY JUDGE | \$1,881.76 | 71.2250 |
| 401 - COMMISSIONERS COURT | \$309.47 | 17.2500 |
| 403 - COUNTY CLERK | \$441.96 | 18.5100 |
| 405 - VETERANS' SERVICE OFFICER | \$123.25 | 7.2500 |
| 426 - COUNTY COURT-AT-LAW | \$261.00 | 9.8750 |
| 427 - COUNTY COURT-AT-LAW NO. 2 | \$310.55 | 11.7500 |
| 450 - DISTRICT CLERK | \$1,013.15 | 50.0300 |
| 451 - JUSTICE OF THE PEACE, PRECINCT 1 | \$398.10 | 20.4050 |
| 452 - JUSTICE OF THE PEACE, PRECINCT 2 | \$2.24 | 0.1250 |
| 453 - JUSTICE OF THE PEACE, PRECINCT 3 | \$1,155.71 | 49.8750 |
| 454 - JUSTICE OF THE PEACE, PRECINCT 4 | \$136.71 | 8.0000 |
| 475 - COUNTY ATTORNEY | \$1,001.64 | 45.6650 |
| 490 - ELECTIONS ADMINISTRATION | \$12,347.97 | 676.6250 |
| 493 - HUMAN RESOURCES | \$917.01 | 40.1250 |
| 495 - COUNTY AUDITOR | \$4,058.12 | 135.1250 |
| 497 - COUNTY TREASURER | \$181.42 | 7.0050 |
| 499 - TAX ASSESSOR-COLLECTOR | \$6,934.92 | 306.4050 |
| 503 - MIS DEPARTMENT | \$1,874.95 | 81.0400 |
| 516 - BUILDING MAINTENANCE | \$370.48 | 17.5750 |
| 545 - FIRE MARSHAL | \$3,099.85 | 155.1250 |
| 551 - CONSTABLE, PRECINCT 1 | \$2.69 | 0.1250 |
| 553 - CONSTABLE, PRECINCT 3 | \$32.33 | 1.5000 |
| 554 - CONSTABLE, PRECINCT 4 | \$2.58 | 0.1250 |
| 562 - HIGHWAY PATROL | \$492.65 | 25.1250 |
| 570 - ADULT DETENTION CENTER (JAIL) | \$1,792.99 | 85.6250 |
| 620 - ROAD & BRIDGE | \$1,024.01 | 46.6850 |
| 635 - ENVIRONMENTAL HEALTH | \$163.79 | 8.2550 |
| 637 - ANIMAL CONTROL | \$897.19 | 42.7750 |
| 665 - AGRICULTURE EXTENSION SERVICE | \$1,127.81 | 49.0350 |
| 672 - JUVENILE PROBATION | \$9,322.40 | 377.2900 |
| 673 - JUVENILE DETENTION | \$764.19 | 29.7400 |
| Grand Totals | \$52,442.89 | 2,395.2650 |



Departmental Sick Leave Pool Donation Report

1/1/19 to 1/31/19

| Primary Department | SLP Hours Donated |
|--|------------------------------|
| 400 - COUNTY JUDGE | 16.00 |
| 401 - COMMISSIONERS COURT | 10.00 |
| 403 - COUNTY CLERK | 96.00 |
| 427 - COUNTY COURT-AT-LAW NO. 2 | 16.00 |
| 436 - 25TH JUDICIAL DISTRICT COURT | 8.00 |
| 437 - 274TH JUDICIAL DISTRICT COURT | 28.00 |
| 450 - DISTRICT CLERK | 8.00 |
| 451 - JUSTICE OF THE PEACE, PRECINCT 1 | 40.00 |
| 453 - JUSTICE OF THE PEACE, PRECINCT 3 | 8.00 |
| 475 - COUNTY ATTORNEY | 120.00 |
| 490 - ELECTIONS ADMINISTRATION | 39.00 |
| 493 - HUMAN RESOURCES | 24.00 |
| 495 - COUNTY AUDITOR | 64.00 |
| 497 - COUNTY TREASURER | 32.00 |
| 499 - TAX ASSESSOR-COLLECTOR | 140.00 |
| 503 - MIS DEPARTMENT | 26.00 |
| 516 - BUILDING MAINTENANCE | 80.00 |
| 545 - FIRE MARSHAL | 8.00 |
| 552 - CONSTABLE, PRECINCT 2 | 8.00 |
| 560 - COUNTY SHERIFF | 698.00 |
| 570 - ADULT DETENTION CENTER (JAIL) | 170.00 |
| 620 - ROAD & BRIDGE | 518.00 |
| 635 - ENVIRONMENTAL HEALTH | 36.00 |
| 637 - ANIMAL CONTROL | 16.00 |
| 672 - JUVENILE PROBATION | 96.00 |
| 673 - JUVENILE DETENTION | 128.00 |
| Grand Totals | 2433.00 |



Payroll History Report

Pay Date Range 01/01/19 - 01/31/19

Selected by Primary Department

Payroll History Total

| Hours Description | Hours | Gross | Withholdings and | |
|--|---------------------|-----------------------|----------------------------|----------------|
| ADMIN LEAVE - ADMINISTRATIVE LEAVE | 27.7500 | 539.87 | Gross | 2,344,767.47 |
| ADV JAILER-HRLY - Advanced Jailer-Hourly | .0000 | 880.00 | Federal Income Tax | 187,902.89 |
| ADV PO HOURLY - Advanced Peace Officer | .0000 | 2,800.00 | FICA | 137,362.46 |
| ADV TELE-HOURLY - Advanced | .0000 | 120.00 | Medicare | 32,125.32 |
| AUTO APPOINTED - Auto Allowance | .0000 | 1,200.02 | Adult Probation Post Tax | 238.88 |
| AUTO ELECTED - Auto Allowance Elected | .0000 | 5,074.99 | Adult Probation Pre Tax | 4,730.67 |
| CELL PHONE ALLOW - Cell Phone Allowance | .0000 | 75.00 | Aflac Accident | 5,498.30 |
| CELL PHONE APPT - Cell Phone Appointed | .0000 | 180.00 | Aflac Cancer | 3,991.68 |
| CELL PHONE ELECT - Cell Phone Elected | .0000 | 240.00 | Aflac Flexible Spending | 20,256.22 |
| CELL PHONE HRLY - Cell Phone Hourly | .0000 | 420.00 | Aflac FSA Dependent | 384.60 |
| CHS - Courthouse Security | 71.0000 | 1,470.95 | Aflac Hospital | 2,730.72 |
| COMP IN OT - Comp Earned Overtime | 184.7500 | .00 | Aflac Life Insurance | 4,921.70 |
| COMP IN ST - Comp Earned Straight Time | 138.0000 | .00 | Aflac Specified Event | 2,491.92 |
| COMP USED - Comp Used | 722.7500 | 15,300.62 | Aflac STD | 6,796.96 |
| CORR - Correct Prior Pay | .0000 | 415.05 | Bankruptcy Payments | 765.24 |
| DIST JUDGE SUPP - District Judge | .0000 | 300.00 | Child Support | 10,435.88 |
| DOEP - Adult Probation Instructor | .0000 | 50.00 | Colonial /Hospital Medical | 41.08 |
| DWI-ED - Adult Probation Instructor DWI | .0000 | 125.00 | Colonial Accident | 84.22 |
| HP - Holiday Pay | 8,920.0000 | 183,293.04 | Colonial Cancer | 235.14 |
| HPLAW - Holiday Pay Law Enforcement | 7,232.0000 | 162,883.36 | Colonial Critical Illness | 36.28 |
| HRLY - Hourly | 62,592.0000 | 1,334,442.28 | Colonial Level Term Life | 659.80 |
| INT JAILER-HRLY - Intermediate Jailer-Hourly | .0000 | 80.00 | Colonial Short Term | 157.68 |
| INT PO APPOINTED - Intermediate Peace Off- | .0000 | 50.00 | Dental-EE(+CH) | 5,779.75 |
| INT PO HOURLY - Intermediate Peace Off- | .0000 | 450.00 | Dental-EE(+FAM) | 7,353.00 |
| INTERPRETER SUPP - Intrepreter Supplement | .0000 | 92.30 | Dental-EE(+SP) | 3,780.00 |
| JDO-SUPP - Juv Det Officer Cert Suppmnt | .0000 | 2,889.20 | Dental-EE(ONLY) | 4,899.00 |
| JPO CHIEF CERT - JPO Certification Pay for | .0000 | 186.60 | Fix Retirement Deduction | (21.84) |
| JPO-SUPP - JPO Certification Pay | .0000 | 2,052.60 | Medical-EE(+CH) | 24,963.00 |
| JUV BOARD - Juvenile Board Salary | .0000 | 1,200.00 | Medical-EE(+FAM) | 26,944.50 |
| JUV MEALS - Juvenile Meals other than trng | .0000 | 60.00 | Medical-EE(+SP) | 13,824.00 |
| MASTER JAILER-HR - Master Jailer Hourly | .0000 | 320.00 | Nationwide Deferred Comp | 5,346.00 |
| MASTER PO HRLY - Master Peace Officer | .0000 | 7,100.00 | Property Tax Escrow | 5,392.24 |
| MASTER PO-ELECTE - Master Peace Officer- | .0000 | 800.00 | Retirement | 163,207.37 |
| MASTER TELE-HRLY - Master | .0000 | 360.00 | Student Loan | 568.04 |
| MEALS - Meals | .0000 | 30.00 | United Way | 51.68 |
| MILITARY - Military Leave With Pay | 10.0000 | 206.50 | Valic Deferred Comp | 10,742.14 |
| OT - Overtime | 657.2500 | 13,905.45 | Vision Employee + | 767.88 |
| OT FLSA REG - Regular Overtime | .0000 | 7,811.09 | Vision Employee + Family | 956.97 |
| OT ST - Overtime Straight Time | .7500 | 13.62 | Vision Employee + Spouse | 555.10 |
| PERS LOST - Personal Time Lost | 359.0000 | .00 | Vision Employee Only | 897.49 |
| PERS SAL - Personal Days Used Sal Employee | 8.0000 | .00 | Wage Garnishment | 346.42 |
| PERS USED - Personal Time Used | 736.5000 | 15,540.79 | Net | \$1,646,567.09 |
| PT - Part Time Employee | 2,465.7500 | 38,434.13 | | |
| PT- SALARY - Part Time Salaried | .0000 | 2,454.80 | Benefits | Amount |
| SAL APPOINTED - Salary Appointed Officials | .0000 | 68,615.11 | Fix retirement benefit | (35.42) |
| SAL ELECTED - Salary Elected Officials | .0000 | 112,507.32 | Juvenile Probation | 15,210.00 |
| SALARY - Salary | .0000 | 159,850.08 | Medical and Dental | 416,385.00 |
| SERT OFFICER - SERT Officer | .0000 | 2,880.00 | RETIREMENT BI-WEEKLY | 240,330.91 |
| SICK ACCRUED - Sick Time Accrued | 3,172.2857 | .00 | RETIREMENT MONTHLY | 374.93 |
| SICK LEAVE POOL - Sick Pool Hours Received | 95.5000 | .00 | RETIREMENT SALARY | 23,760.99 |
| SICK LOST - Sick Lost | 213.2162 | .00 | Total | \$696,026.41 |
| SICK POOL DONATE - Sick Hours Donated to | 1,779.0000 | .00 | | |
| SICK SALARY - Sick Salaried Employee | 64.0000 | .00 | | |
| SICK UNUSED - Sick Year end Rollover | 4.2091 | .00 | | |
| SICK USED - Sick Time Used | 1,966.0000 | 42,879.18 | | |
| STATE SUPP - State Supplement Elected | .0000 | 2,403.33 | | |
| SUPPLEMENTAL PAY - Supplemental Pay | .0000 | 744.18 | | |
| TEMP - Temporary Employee | 256.0000 | 3,200.00 | | |
| UNIFORM RENTAL - Uniform Rental Non Cash | .0000 | 1,028.45 | | |
| VAC ACCRUED - Vacation Accrued | 3,564.6048 | .00 | | |
| VAC LOST - Vacation Lost | 32.6309 | .00 | | |
| VAC SAL PAYOUT - Vacation Payout for Salary | 89.2874 | 2,887.65 | | |
| VAC SALARY - Vacation Used Salaried | 500.0000 | .00 | | |
| VAC UNUSED - Vacation Year End Rollover | 790.0291 | .00 | | |
| VAC USED - Vacation Used-hourly | 6,197.3679 | 140,116.21 | | |
| VEHICLE - Vehicle Non Cash Use Fee | .0000 | 894.00 | | |
| WC TAXED - Workers Comp Taxed | 256.2500 | 4,837.15 | | |
| Total | 103,105.8811 | \$2,344,767.47 | | |



Texas County and District Retirement System
Retirement Contribution Certification

TCDRS-3A
 Revised 3/05

Employer Name Guadalupe County Employer Number 193
 Contact Person JENNIFER CORBIN Telephone Number 830-303-4188 ext. 1374
 Reporting Month/Year Jan-19

I certify this to be a true and complete report of the retirement contributions required by the Texas County and District Retirement System for the above employer.

Hinda Douglass
 Signature of Authorized Official

County Treasurer
 Title

Calculation of Funds

Employee Deposits

Employee Deposits Grand Total \$163,085.41

Employer Contributions

| | Employee Deposits Grand Total | Employee Deposit Rate | Employer Contribution Rate | |
|-----------------------------|----------------------------------|--------------------------|-------------------------------|--------------|
| Employer Contributions | 163,085.41 | 7% | 11.10% | \$264,431.41 |
| Optional Group Term Life | | 0% | 0.00% | \$0.00 |

Monthly Adjustment Report Totals from TCDRS-3B

| | |
|--|--------|
| Total Employee Deposit Adjustments | |
| Total Employer Contribution Adjustments | |
| Total Optional Group Term Life Adjustments | |
| Total Adjustments | \$0.00 |

Overpayments/Underpayments from Previous Reports

Add or Subtract Payment Variances from Prior Report \$0.00

| | |
|------------------------------|--------------|
| Total Funds Due | \$427,516.82 |
| TOTAL FUNDS SUBMITTED | \$427,516.82 |
| Difference | \$0.00 |



Departmental Rollover Hours Lost Report

As of 01/01/19

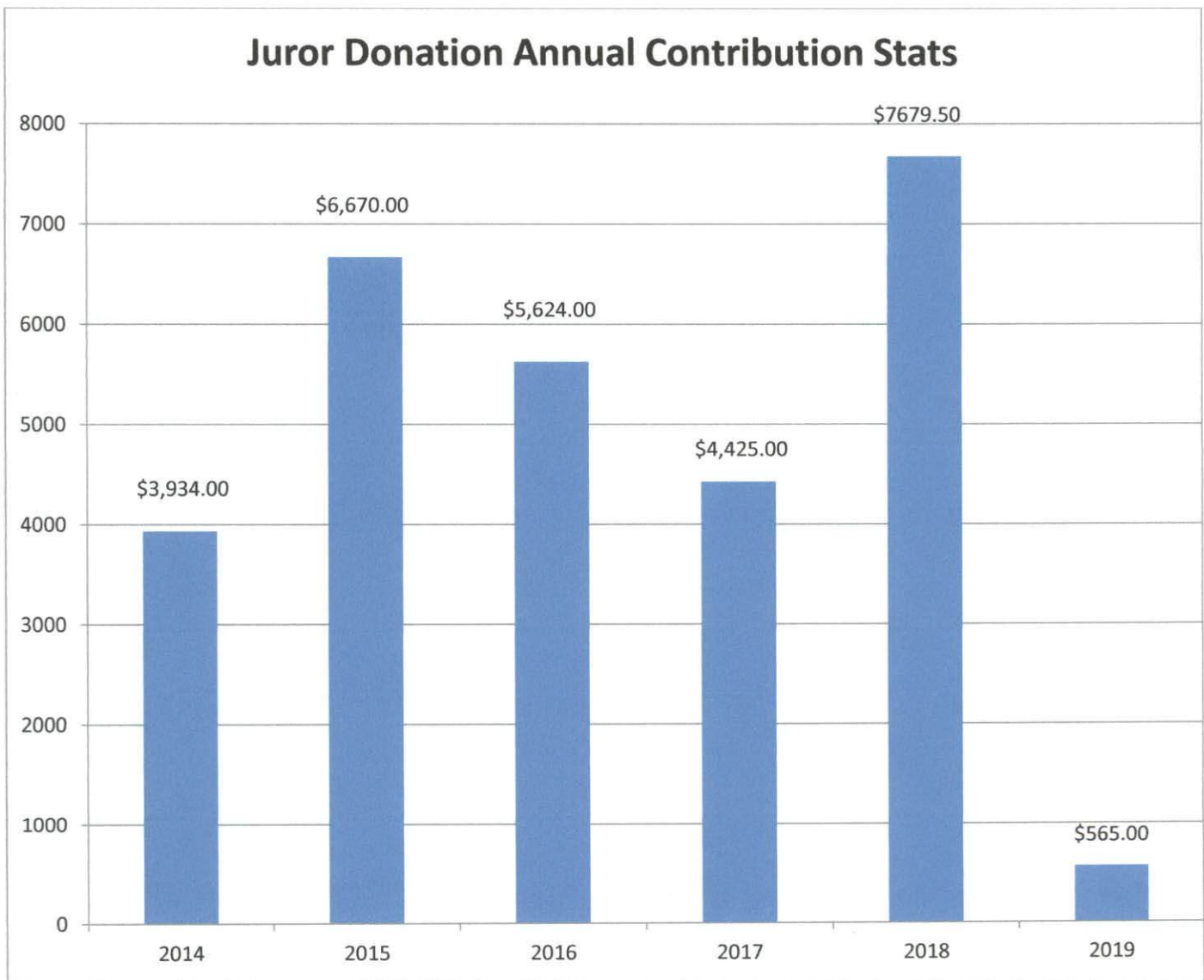
| Primary Department | Personal | Vacation | Sick |
|--|-----------------|-----------------|---------------|
| 403 - COUNTY CLERK | 31.0000 | 0.6859 | |
| 405 - VETERANS' SERVICE OFFICER | 0.7500 | | |
| 427 - COUNTY COURT-AT-LAW NO. 2 | | 40.4992 | |
| 436 - 25TH JUDICIAL DISTRICT COURT | 24.0000 | 122.3464 | |
| 437 - 274TH JUDICIAL DISTRICT COURT | 24.0000 | 123.9998 | |
| 438 - 2ND 25TH JUDICIAL DISTRICT COURT | 24.0000 | 63.0760 | |
| 450 - DISTRICT CLERK | 0.5000 | | |
| 451 - JUSTICE OF THE PEACE, PRECINCT 1 | | 4.5004 | |
| 452 - JUSTICE OF THE PEACE, PRECINCT 2 | 0.5000 | | |
| 453 - JUSTICE OF THE PEACE, PRECINCT 3 | | 11.5745 | |
| 475 - COUNTY ATTORNEY | | 27.9202 | |
| 490 - ELECTIONS ADMINISTRATION | 2.2500 | 10.5282 | |
| 493 - HUMAN RESOURCES | 1.5000 | 1.4994 | |
| 499 - TAX ASSESSOR-COLLECTOR | 1.5000 | 39.4992 | 4.2091 |
| 503 - MIS DEPARTMENT | 1.5000 | 12.0004 | |
| 516 - BUILDING MAINTENANCE | 0.7500 | 14.0761 | |
| 545 - FIRE MARSHAL | 26.2500 | 13.8456 | |
| 554 - CONSTABLE, PRECINCT 4 | 14.5000 | | |
| 560 - COUNTY SHERIFF | 146.5000 | 165.4889 | |
| 562 - HIGHWAY PATROL | | 2.9994 | |
| 570 - ADULT DETENTION CENTER (JAIL) | 3.7500 | 30.2823 | |
| 620 - ROAD & BRIDGE | 5.0000 | 23.9226 | |
| 635 - ENVIRONMENTAL HEALTH | | 4.1350 | |
| 665 - AGRICULTURE EXTENSION SERVICE | | 6.4988 | |
| 672 - JUVENILE PROBATION | 40.7500 | 61.6526 | |
| 673 - JUVENILE DETENTION | 10.0000 | 8.9982 | |
| Grand Totals | 359.0000 | 790.0291 | 4.2091 |

Annual Juror Donations and Charities

Jurors are able to donate all or part of their pay to the following charities:

- Court Appointed Special Advocates (CASA)
- Guadalupe County Child Welfare Service
- Guadalupe County Crime Stoppers
- Guadalupe Valley Family Violence Shelter
- Rural Area Parenting Services (RAPPS)
- Texas Victims Compensation Fund
- Veterans Court Program

Historical Data on Annual Juror Donations to Non-Profits



As of: 1/31/2018

Treasurer's Investment Report



**SUBMITTED TO: COMMISSIONERS' COURT, GUADALUPE COUNTY
BY: HONORABLE LINDA DOUGLASS, COUNTY TREASURER**

This report is prepared in accordance with the provisions of Government Code 2256.023, The Public Funds Investment Act, which require at least quarterly reporting of investment transactions for county funds to the Commissioners' Court. The investments held in Guadalupe County's portfolio comply with the Public Funds Investment Act and the County's Investment Policy and Strategies.

General Statement

This report summarizes the County's Investment Portfolio position and performance for the month ended January 31, 2019.

Funds of Guadalupe County will be invested in accordance with federal and state laws and within the boundaries of the Investment Policy. Investments shall be made with judgment and care under circumstances then prevailing-which persons of prudence, discretion, and intelligence exercise in the management of their own affairs, not for speculation, but for investment, considering the probable safety of their capital as well as the probable income to be derived. The first and foremost consideration of all Guadalupe County investment transactions is the suitability of the investment to the financial requirements of the County. Guadalupe County will invest according to investment strategies for each fund as they are adopted by Commissioners' Court resolution in accordance with PFIA 2256 of the Texas Government Code.

Currently the County's investments are made utilizing Texas Class Investment Pool, Certificates of Deposit, Brokerage CD's and Money Market Funds. Pools combine the cash of participating jurisdictions and invest the assets in securities otherwise allowed under state law as regarding government investments. During the current 2018-2019 fiscal year, interest earnings totaled \$97,551.00 as of January 31, 2019 (See "Interest Earnings by Fund" schedule on page 21). These interest earnings include interest earned on all bank accounts, Certificates of Deposit, Texas Class Investment Pool and Multi-Bank Securities US Government Bonds.

Cash Balances

“Cash balances” means the dollar amount in a checking account that can be transferred, invested, used to pay down a loan, or left in the account for compensation purposes. The total available General Fund cash balances on-hand in First United Bank, Schertz Bank & Trust, and Texas Class as of January 31, 2019 was \$31,435,160.00 (See “Cash Balances” schedule on page 23). Balances in Texas Class, Certificates of Deposit and US Government Bonds made up 82% of all invested monies. Cash balances in First United Bank checking accounts are monitored on a daily basis.

Collateral Adequacy

Collateral on cash balances in First United Bank was adequate during the month. Per the pledge collateral holdings report from the Texas Independent Bank (TIB), the third party holding the collateral, the collateral pledged as of January 31, 2019 was \$25,520,044.00. Schertz Bank and Trust collateral holdings with the Federal Home and Loan Bank of Dallas are pledged by an Irrevocable Standby Letters of Credit in the amount of \$34,500,000.00. Marion State Bank collateral pledged as of January 31, 2019, held in Safekeeping by Frost Bank was \$9,522,617.00. First National Bank of Beeville collateral pledged was \$1,061,411.00.

Investment Strategy

In accordance with the Public Funds Investment Act, Guadalupe County Investment Strategies shall address the following priorities:

- Understanding of the suitability of the investment to the financial requirements of the County;
- Preservation and safety of principal;
- Liquidity;
- Marketability of the investment if the need arises to liquidate the investment before maturity;
- Diversification of the investment portfolio; and
- Yield

A portion of the operating portfolio will be used to invest funds in Texas Class Investment Pool and Money Market Funds. Available funds can be invested in highly liquid short-term Treasury Bills, Agency Discount Notes, US Government Bonds and Certificates of Deposit with a stated maturity of thirty-six (36) months or less when their yield exceeds Texas Class or Money Market Fund Rates. The dollar weighted average maturity of 365 days or less will be calculated using the stated final maturity dates of each security.

Guadalupe County will attempt to diversify its investments to help insure the financial security and optimum liquidity of funds while achieving the maximum yield adhering to the County Investment Policy and state laws.

Monies will continue to be invested in a positive manner based on cash flow needs of Guadalupe County. Investments are made with the intention of holding to maturity, but with the ability to liquidate should funds be needed at any time. As always, we remain focused on safety, liquidity and then yield.


We will avoid speculative investing and maintain the highest professional and ethical standards as custodians of the public trust.

This report has been prepared in compliance with the Local Government Code 116.112 and Government Code, Subchapter A, Chapter 2256, Public Funds Investment Act.

March 19, 2019
Submitted by:



Linda Douglass, CCT CIO,
Guadalupe County Treasurer



Jacqueline Zambrano, CIO
Treasurer's Administrative Assistant

DESCRIPTION OF INVESTMENT INSTRUMENTS

Descriptions of the different instruments are as follows:

Certificates of Deposit - A deposit of funds, in a bank or savings and loan association, for a specified term that earns interest at a specified rate or rate formula. CD's may be secured or unsecured. They may be for terms as short as 1 week or as long as or longer than 10 years.

Commercial Paper - Unsecured, short-term promissory notes issued by corporations for specific amounts and with specific maturity dates. Commercial Paper may be sold on a discount basis or may bear interest. Terms can be as short as 1 day and usually do not exceed 270 days

Discount Notes – Securities that do not pay periodic interest. Investors earn the difference between the discount issue price and the full face value paid at maturity.

Fair Value – the amount at which a financial instrument could be exchanged in a current transaction between willing parties, other than in a force or liquidation sale.

Federal Agencies – were created to provide credit to various sectors of the economy. They include issuance of discount notes, coupon notes and bonds, and mortgage securities.

Market Value - the amount of which an instrument can be sold on a given date, prior to maturity.

Money Market Mutual Fund – are interest bearing funds that invest in short term investments so that the funds remain liquid and available to depositors. Such funds will normally include in their investment objectives the maintenance of a stable net asset value. The dollar-weighted average stated maturity of such funds is usually 60 days or less.

Par Value – the amount the collateral is worth if it's sold as face value.

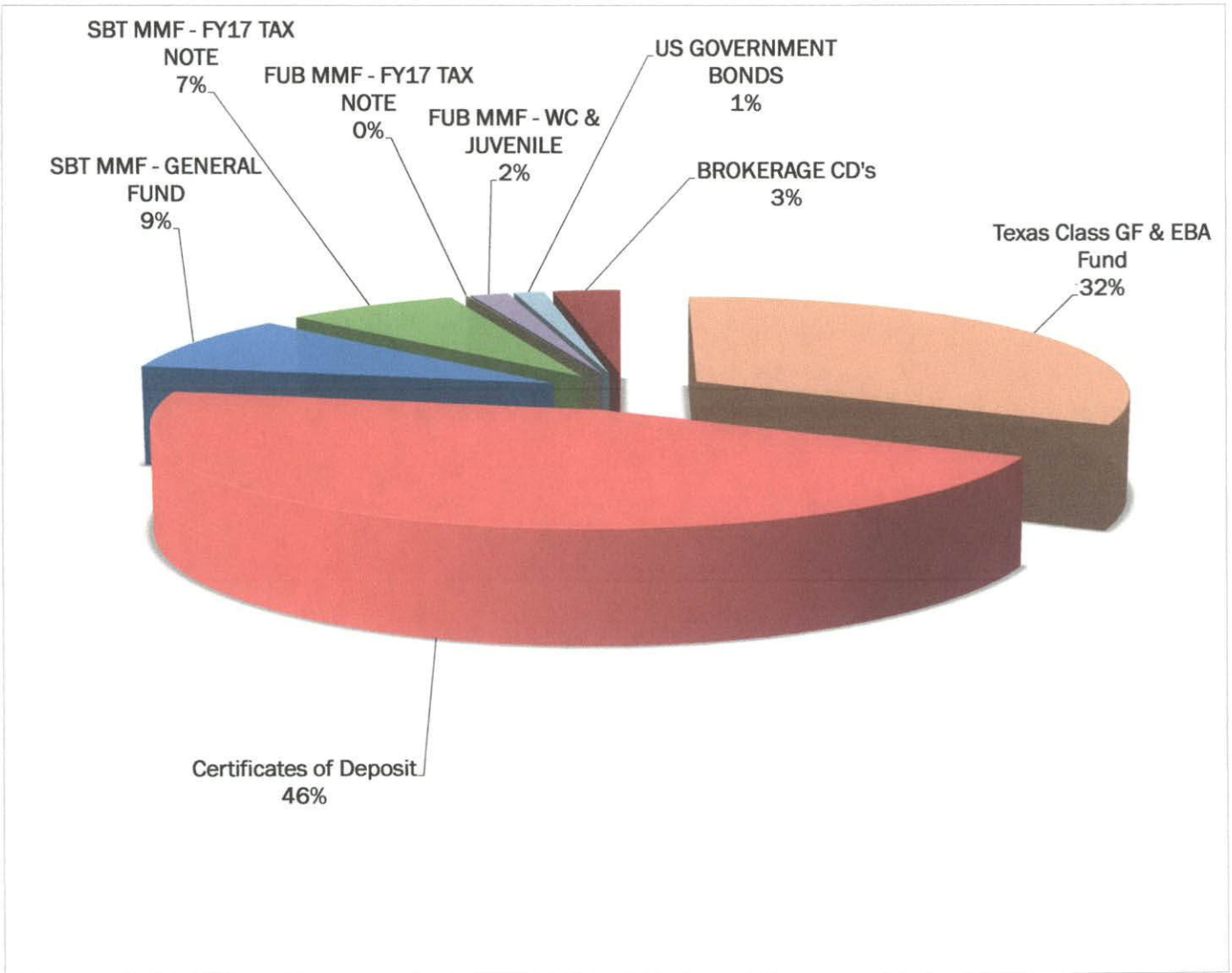
Repurchase Agreements (Repos) – are short-term agreements to purchase securities and then, at a specified time, sell them back to the original party at the same price. Repos are agreements, not instruments, and transactions are generally subject to a Master Repurchase Agreement that stipulates the rights and obligations of the parties involved. The securities delivered are considered collateral and are usually treasuries, agencies, or mortgages. A stated "Repo rate" is the rate of interest that may be earned calculated on an actual-day month/360-day year basis.

Treasury Bills – are issued at a discount at an auction conducted by the Federal Reserve Bank. Bills may be issued in maturities of 3-months, 6-months, or 1-year. The difference between the face amount at maturity and the discounted amount paid by the investor is the income earned on the security. The market for treasury bills is the most active and most carefully watched sector in the world. Every other type of security trades at a basis spread over treasuries.

Treasury Notes & Bonds – are interest-bearing securities with a stated coupon rate issued at or near face value and redeemable at face value. Notes have maturities from 1 to 10 years and bonds have maturities from 10 to 30 years.

**PORTFOLIO BY TYPE OF INVESTMENT ALLOCATION
AS OF JANUARY 31, 2019**

| | | |
|---------------------------|-----------|----------------------|
| Texas Class GF & EBA Fund | \$ | 25,340,028.00 |
| Certificates of Deposit | \$ | 35,853,495.00 |
| SBT MMF - GENERAL FUND | \$ | 7,019,332.00 |
| SBT MMF - FY17 TAX NOTE | \$ | 5,726,556.00 |
| FUB MMF - FY17 TAX NOTE | \$ | 37,202.00 |
| FUB MMF - WC & JUVENILE | \$ | 1,253,073.00 |
| US GOVERNMENT BONDS | \$ | 1,000,000.00 |
| BROKERAGE CD's | \$ | 2,215,000.00 |
| TOTAL INVESTMENTS | \$ | 78,444,686.00 |



Texas Class balance does not include deposits in transit.

INTEREST RATES HISTORY BY MONTH AND YEAR

FIRST UNITED BANK

| | 2013 | 2014 | 2015 | 2016 | 2017 | 2018 | 2019 |
|------|-------|-------|-------|-------|-------|-------|-------|
| JAN | 0.15% | 0.10% | 0.10% | 0.10% | 0.10% | 0.15% | 0.15% |
| FEB | 0.15% | 0.10% | 0.10% | 0.10% | 0.10% | 0.15% | |
| MAR | 0.15% | 0.10% | 0.10% | 0.10% | 0.10% | 0.15% | |
| APR | 0.15% | 0.10% | 0.10% | 0.10% | 0.10% | 0.15% | |
| MAY | 0.15% | 0.10% | 0.10% | 0.10% | 0.10% | 0.15% | |
| JUNE | 0.15% | 0.10% | 0.10% | 0.10% | 0.15% | 0.15% | |
| JULY | 0.15% | 0.10% | 0.10% | 0.10% | 0.15% | 0.15% | |
| AUG | 0.10% | 0.10% | 0.10% | 0.10% | 0.15% | 0.15% | |
| SEPT | 0.10% | 0.10% | 0.10% | 0.10% | 0.15% | 0.15% | |
| OCT | 0.10% | 0.10% | 0.10% | 0.10% | 0.15% | 0.15% | |
| NOV | 0.10% | 0.10% | 0.10% | 0.10% | 0.15% | 0.15% | |
| DEC | 0.10% | 0.10% | 0.10% | 0.10% | 0.15% | 0.15% | |

FUB-MONEY MARKET FUND

| | 2013 | 2014 | 2015 | 2016 | 2017 | 2018 | 2019 |
|------|-------|-------|-------|-------|-------|-------|-------|
| JAN | | 0.35% | 0.15% | 0.15% | 0.15% | 0.25% | 0.25% |
| FEB | | 0.20% | 0.15% | 0.15% | 0.15% | 0.25% | |
| MAR | | 0.15% | 0.15% | 0.15% | 0.15% | 0.25% | |
| APR | | 0.15% | 0.15% | 0.15% | 0.15% | 0.25% | |
| MAY | | 0.15% | 0.15% | 0.15% | 0.19% | 0.25% | |
| JUNE | 0.35% | 0.15% | 0.15% | 0.15% | 0.25% | 0.25% | |
| JULY | 0.35% | 0.15% | 0.15% | 0.15% | 0.25% | 0.25% | |
| AUG | 0.35% | 0.15% | 0.15% | 0.15% | 0.25% | 0.25% | |
| SEPT | 0.35% | 0.15% | 0.15% | 0.15% | 0.25% | 0.25% | |
| OCT | 0.35% | 0.15% | 0.15% | 0.15% | 0.25% | 0.25% | |
| NOV | 0.35% | 0.15% | 0.15% | 0.15% | 0.25% | 0.25% | |
| DEC | 0.35% | 0.15% | 0.15% | 0.15% | 0.25% | 0.25% | |

SCHERTZ BANK & TRUST MONEY MARKET FUND

| | 2013 | 2014 | 2015 | 2016 | 2017 | 2018 | 2019 |
|------|------|-------|-------|-------|-------|-------|-------|
| JAN | | | 0.55% | 0.55% | 0.60% | 0.75% | 1.76% |
| FEB | | | 0.55% | 0.55% | 0.60% | 0.75% | |
| MAR | | | 0.55% | 0.55% | 0.60% | 0.75% | |
| APR | | | 0.55% | 0.55% | 0.60% | 0.75% | |
| MAY | | 0.55% | 0.55% | 0.55% | 0.60% | 0.75% | |
| JUNE | | 0.55% | 0.55% | 0.60% | 0.60% | 0.75% | |
| JULY | | 0.55% | 0.55% | 0.60% | 0.60% | 1.51% | |
| AUG | | 0.55% | 0.55% | 0.60% | 0.60% | 1.51% | |
| SEPT | | 0.55% | 0.55% | 0.60% | 0.60% | 1.51% | |
| OCT | | 0.55% | 0.55% | 0.60% | 0.60% | 1.51% | |
| NOV | | 0.55% | 0.55% | 0.60% | 0.60% | 1.51% | |
| DEC | | 0.55% | 0.55% | 0.60% | 0.70% | 1.76% | |

SCHERTZ BANK & TRUST TAX NOTE SERIES 2017

| | 2017 | 2018 | 2019 |
|------|-------|-------|-------|
| JAN | | 0.75% | 1.51% |
| FEB | | 0.75% | |
| MAR | | 0.75% | |
| APR | | 0.75% | |
| MAY | | 0.75% | |
| JUNE | 0.75% | 0.75% | |
| JULY | 0.75% | 1.51% | |
| AUG | 0.75% | 1.51% | |
| SEPT | 0.75% | 1.51% | |
| OCT | 0.75% | 1.51% | |
| NOV | 0.75% | 1.51% | |
| DEC | 0.75% | 1.51% | |

TEXAS CLASS INVESTMENT POOL

| | 2013 | 2014 | 2015 | 2016 | 2017 | 2018 | 2019 |
|------|-------|-------|-------|-------|-------|-------|-------|
| JAN | 0.18% | 0.10% | 0.11% | 0.42% | 0.96% | 1.56% | 2.62% |
| FEB | 0.18% | 0.10% | 0.11% | 0.49% | 0.97% | 1.62% | |
| MAR | 0.18% | 0.10% | 0.12% | 0.54% | 1.00% | 1.75% | |
| APR | 0.16% | 0.10% | 0.14% | 0.57% | 1.06% | 1.95% | |
| MAY | 0.16% | 0.10% | 0.14% | 0.59% | 1.09% | 2.06% | |
| JUNE | 0.16% | 0.10% | 0.15% | 0.63% | 1.13% | 2.16% | |
| JULY | 0.14% | 0.10% | 0.16% | 0.64% | 1.20% | 2.24% | |
| AUG | 0.10% | 0.10% | 0.18% | 0.70% | 1.23% | 2.24% | |
| SEPT | 0.09% | 0.10% | 0.19% | 0.77% | 1.25% | 2.26% | |
| OCT | 0.09% | 0.10% | 0.21% | 0.83% | 1.27% | 2.34% | |
| NOV | 0.10% | 0.10% | 0.24% | 0.84% | 1.30% | 2.42% | |
| DEC | 0.10% | 0.10% | 0.29% | 0.89% | 1.41% | 2.50% | |

**INTEREST EARNINGS BY FUND
BUDGET vs ACTUAL
FY 2018 / 2019**

| FUND | OCT. 2018 INTEREST | NOV. 2018 INTEREST | DEC. 2018 INTEREST | JAN. 2019 INTEREST | TOTAL INTEREST YEAR-TO-DATE | ANNUAL BUDGET FY 18-19 | YTD DIFFERENCE |
|---|--------------------|---------------------|--------------------|--------------------|-----------------------------|------------------------|------------------------|
| GF NON-DEPARTMENTAL 100-409-330-7610 | \$ 40,812.58 | \$ 134,463.01 | \$ 34,929.34 | \$ 67,996.05 | \$ 278,200.98 | \$ 600,000.00 | \$ (321,799.02) |
| GF TAX ASSESSOR COLLECTOR 100-499-330-7610 | \$ 158.66 | \$ 233.62 | \$ 1,541.87 | \$ 705.17 | \$ 2,639.32 | \$ 2,000.00 | \$ 639.32 |
| ROAD & BRIDGE FUND 200-620-330-7610 | \$ 2,857.44 | \$ 1,369.25 | \$ 2,438.30 | \$ 8,556.24 | \$ 15,221.23 | \$ 55,000.00 | \$ (39,778.77) |
| JUVENILE PROBATION FUND 325-672-330-7610 | \$ 193.70 | \$ 155.69 | \$ 132.85 | \$ 208.20 | \$ 690.44 | \$ 1,900.00 | \$ (1,209.56) |
| 325-672-330-7611 | \$ 9.94 | \$ 15.26 | \$ 27.25 | \$ 13.16 | \$ 65.61 | \$ 200.00 | \$ (134.39) |
| 326-672-330-7610 | \$ 2.79 | \$ 3.05 | \$ 4.03 | \$ 2.57 | \$ 12.44 | \$ 15.00 | \$ (2.56) |
| 327-672-330-7610 | \$ 6.82 | \$ 7.08 | \$ 8.99 | \$ 5.58 | \$ 28.47 | \$ 50.00 | \$ (21.53) |
| SHERIFF'S STATE FORFEITURE 403-100-330-7610 | \$ 98.02 | \$ 94.26 | \$ 78.86 | \$ 77.45 | \$ 348.59 | \$ - | \$ 348.59 |
| SHERIFF'S FEDERAL FORFEITURE 405-100-330-7610 | \$ 42.78 | \$ 43.80 | \$ 41.60 | \$ 40.87 | \$ 169.05 | \$ - | \$ 169.05 |
| CO. CLERK RECORDS ARCHIVE 411-100-330-7610 | \$ 9.43 | \$ 2.16 | \$ - | \$ - | \$ 11.59 | \$ 1,000.00 | \$ (988.41) |
| CONSTABLE 3 STATE FF 453-100-330-7610 | \$ 0.48 | \$ 0.49 | \$ 0.43 | \$ 0.46 | \$ 1.86 | \$ - | \$ 1.86 |
| GENERAL FUND DEBT SERVICE 600-680-330-7610 | \$ 312.04 | \$ 526.14 | \$ 643.95 | \$ 1,305.92 | \$ 2,788.05 | \$ 5,000.00 | \$ (2,211.95) |
| TAX NOTE SERIES 2017 701-330-7610 | \$ 7,810.89 | \$ 7,099.62 | \$ 7,334.09 | \$ 7,294.38 | \$ 29,538.98 | \$ - | \$ 29,538.98 |
| JAIL COMMISSARY FUND 800-100-330-7610 | \$ 14.06 | \$ 25.53 | \$ 12.93 | \$ 33.40 | \$ 85.92 | \$ 100.00 | \$ (14.08) |
| EMPLOYEE BENEFIT FUND 850-698-330-7610 | \$ 9,121.29 | \$ 4,728.72 | \$ 5,030.30 | \$ 11,256.68 | \$ 30,136.99 | \$ 25,000.00 | \$ 5,136.99 |
| WORKERS' COMP FUND 855-699-330-7610 | \$ 48.40 | \$ 48.66 | \$ 43.88 | \$ 55.35 | \$ 196.29 | \$ 1,350.00 | \$ (1,153.71) |
| TOTAL INTEREST EARNED | \$61,499.32 | \$148,816.34 | \$52,268.67 | \$97,551.48 | \$360,135.81 | \$ 691,615.00 | \$ (331,479.19) |

**Interest earned includes all investment interest (both Texas Class and Certificates of Deposit) and interest earned on all demand deposit accounts and Money Market Fund accounts.*

FIRST UNITED BANK MMF GENERAL LEDGER INVESTMENTS

| FUND | ACCOUNT NAME | BEGINNING BALANCE | TOTAL DEPOSITS | TOTAL WITHDRAWALS | TOTAL INTEREST | INTERFUND **DEPOSITS | INTER- **FUND W/D | ENDING BALANCE |
|------|-----------------------|----------------------|----------------------|-----------------------|------------------|----------------------|-------------------|------------------------|
| 325 | JUVENILE PROBATION | \$ 545,994.16 | \$ 500,000.00 | \$ - | \$ 150.18 | \$ - | \$ - | \$ 1,046,144.34 |
| | SUB-TOTAL | \$ 545,994.16 | \$ 500,000.00 | \$ - | \$ 150.18 | \$ - | \$ - | \$ 1,046,144.34 |
| 701 | TAX NOTES SERIES 2017 | \$ 51,068.53 | \$ - | \$ (13,875.00) | \$ 8.19 | \$ - | \$ - | \$ 37,201.72 |
| | SUB-TOTAL | \$ 51,068.53 | \$ - | \$ (13,875.00) | \$ 8.19 | \$ - | \$ - | \$ 37,201.72 |
| 855 | WORKER'S COMP | \$ 206,884.63 | \$ - | \$ - | \$ 43.93 | \$ - | \$ - | \$ 206,928.56 |
| | SUB-TOTAL | \$ 206,884.63 | \$ - | \$ - | \$ 43.93 | \$ - | \$ - | \$ 206,928.56 |
| | GRAND-TOTAL | \$ 803,947.32 | \$ 500,000.00 | \$ (13,875.00) | \$ 202.30 | \$ - | \$ - | \$ 1,290,274.62 |

TEXAS CLASS GENERAL LEDGER INVESTMENTS

| FUND | ACCOUNT NAME | BEGINNING BALANCE | TOTAL DEPOSITS | TOTAL WITHDRAWALS | TOTAL INTEREST | INTERFUND **DEPOSITS | INTER- **FUND W/D | ENDING BALANCE |
|------|--------------------|-------------------------|-------------------------|--------------------------|---------------------|----------------------|-------------------|-------------------------|
| 100 | GENERAL FUND | \$ 10,634,891.62 | \$ 13,137,034.56 | \$ (6,000,000.00) | \$ 25,041.25 | \$ - | \$ - | \$ 17,796,967.43 |
| 200 | ROAD & BRIDGE | \$ 2,536,207.18 | \$ 2,167,530.18 | \$ - | \$ 7,610.12 | \$ - | \$ - | \$ 4,711,347.48 |
| 600 | DEBT SERVICE | \$ 772,558.92 | \$ 711,809.41 | \$ (1,000,000.00) | \$ 1,273.28 | \$ - | \$ - | \$ 485,641.61 |
| 850 | EMPLOYEE BENEFITS | \$ 2,340,849.61 | \$ - | \$ - | \$ 5,222.21 | \$ - | \$ - | \$ 2,346,071.82 |
| | GRAND-TOTAL | \$ 16,284,507.33 | \$ 16,016,374.15 | \$ (7,000,000.00) | \$ 39,146.86 | \$ - | \$ - | \$ 25,340,028.34 |

SCHERTZ BANK & TRUST MMF GENERAL LEDGER INVESTMENTS

| FUND | ACCOUNT NAME | BEGINNING BALANCE | TOTAL DEPOSITS | TOTAL WITHDRAWALS | TOTAL INTEREST | INTERFUND **DEPOSITS | INTER- **FUND W/D | ENDING BALANCE |
|------|-----------------------|-------------------------|----------------|-------------------|---------------------|----------------------|-------------------|-------------------------|
| 100 | GENERAL FUND | \$ 5,008,549.27 | \$ - | \$ - | \$ 9,471.24 | \$ - | \$ - | \$ 5,018,020.51 |
| 200 | ROAD & BRIDGE FUND | \$ 500,364.87 | \$ - | \$ - | \$ 946.12 | \$ - | \$ - | \$ 501,310.99 |
| 600 | DEBT SERVICE | \$ 500,000.00 | \$ - | \$ - | \$ - | \$ - | \$ - | \$ 500,000.00 |
| 700 | CAPITOL PROJECT FUND | \$ 1,000,000.00 | \$ - | \$ - | \$ - | \$ - | \$ - | \$ 1,000,000.00 |
| 701 | TAX NOTES SERIES 2017 | \$ 5,719,269.68 | \$ - | \$ - | \$ 7,286.19 | \$ - | \$ - | \$ 5,726,555.87 |
| | GRAND-TOTAL | \$ 12,728,183.82 | \$ - | \$ - | \$ 17,703.55 | \$ - | \$ - | \$ 12,745,887.37 |

MULTI-BANK SECURITIES GENERAL LEDGER INVESTMENTS

| FUND | ACCOUNT NAME | BEGINNING BALANCE | TOTAL DEPOSITS | TOTAL WITHDRAWALS | TOTAL INTEREST | INTERFUND **DEPOSITS | INTER- **FUND W/D | ENDING BALANCE |
|------|--------------------|------------------------|--------------------|------------------------|------------------|----------------------|-------------------|------------------------|
| 100 | GENERAL FUND | \$ 3,465,000.00 | \$ 7,332.88 | \$ (258,065.42) | \$ 732.54 | \$ - | \$ - | \$ 3,215,000.00 |
| | GRAND-TOTAL | \$ 3,465,000.00 | \$ 7,332.88 | \$ (258,065.42) | \$ 732.54 | \$ - | \$ - | \$ 3,215,000.00 |

GENERAL LEDGER BANK RECONCILIATION BALANCES AS OF 1/31/2019

| FUND | ACCT # | FIRST UNITED BANK | | SCHERTZ BANK | TXCLASS |
|-------------------------------------|--------|------------------------|------------------------|-------------------------|-------------------------|
| | | ACCOUNTS | MONEY MARKET | MONEY MARKET | ACCOUNTS |
| ADULT PROBATION ACCT | XX5250 | \$ 136,258.57 | | | |
| FIRST UNITED GENERAL FUND | XX3313 | \$ 1,421,872.11 | | | |
| PAYROLL ACCT. | XX4824 | \$ 487,819.84 | | | |
| JUVENILE PROBATION | XX2308 | \$ 213,396.13 | | | |
| SHERIFF'S FORFEITURE | XX4867 | \$ 913,537.21 | | | |
| STATE FORFEITURE PROCEEDS PCT 3 | XX3844 | \$ 3,587.28 | | | |
| FIRST UNITED EMPLOYEE BENEFIT | XX4645 | \$ 451,820.50 | | | |
| FSA-AFLAC | XX2748 | \$ 59,406.92 | | | |
| JURY FUND | XX6317 | \$ 2,672.98 | | | |
| CHILD PROTECTION | XX4832 | \$ 29,745.30 | | | |
| FEMA HOME ELEVATION GRANT | XX6491 | \$ 3,473,088.68 | | | |
| BAIL BOND SECURITY | XX6475 | \$ 183,317.20 | | | |
| TRANSPORTATION CODE SEC 601.123 | XX6203 | \$ 110,000.00 | | | |
| INVESTMENT ACCOUNT - MBS | XX7229 | \$ 6,600.34 | | | |
| ADULT PROBATION MMF | XXX258 | | \$ 421,417.22 | | |
| FUB TAX NOTE SERIES 2017 MMF | XX5581 | | \$ 37,201.72 | | |
| JUVENILE PROBATION MMF | XX6266 | | \$ 1,046,144.34 | | |
| WORKER'S COMP MMF | XXX274 | | \$ 206,928.56 | | |
| COUNTY ATTORNEY FORF | XXX255 | | \$ 408,538.49 | | |
| SBT GENERAL FUND | XXX697 | | | \$ 7,019,331.50 | |
| SBT TAX NOTE SERIES 2017 | XX6236 | | | \$ 5,726,555.87 | |
| TXCLASS EMPLOYEE BENEFIT MMF | XX0003 | | | | \$ 2,346,071.82 |
| TXCLASS GENERAL FUND | XX0002 | | | | \$ 22,993,956.52 |
| TOTAL CASH BALANCES | | \$ 7,493,123.06 | \$ 2,120,230.33 | \$ 12,745,887.37 | \$ 25,340,028.34 |
| GENERAL LEDGER BANK BALANCES | | | | | |
| AS OF 1/31/2019 | | | | \$ 47,699,269.10 | |

GUADALUPE COUNTY CERTIFICATES OF DEPOSIT INVESTMENT PORTFOLIO AS OF JANUARY 31, 2019

Certificates of Deposit

| Description | Origination Date | Orgination Amount | Maturity Date | Renewal Date | Interest Pays | Interest Rate | Beginning Principal Balance | Interest Paid | Ending Book Value | Ending Market Value |
|------------------------------------|------------------|-------------------|---------------|--------------|---------------|---------------|-----------------------------|---------------------|-------------------------|-------------------------|
| MST XXXX378 | 08/05/09 | \$ 1,053,146.54 | 02/05/20 | 08/05/18 | Monthly | 2.50% | \$ 1,082,020.03 | \$ 2,297.44 | \$ 1,084,317.47 | \$ 1,084,317.47 |
| MST XXXX016 | 02/17/17 | \$ 2,024,132.44 | 02/17/19 | 02/17/18 | Monthly | 1.35% | \$ 2,046,931.31 | \$ 2,346.96 | \$ 2,049,278.27 | \$ 2,049,278.27 |
| MST XXXX017 | 02/17/17 | \$ 2,000,000.00 | 02/17/19 | | Monthly | 1.55% | \$ 2,057,508.98 | \$ 2,708.58 | \$ 2,060,217.56 | \$ 2,060,217.56 |
| MST XXXX096 | 04/23/18 | \$ 1,000,000.00 | 10/23/19 | | Monthly | 1.95% | \$ 1,013,110.20 | \$ 1,677.88 | \$ 1,014,788.08 | \$ 1,014,788.08 |
| MST XXXX097 | 05/01/18 | \$ 1,000,000.00 | 11/01/19 | | Monthly | 1.95% | \$ 1,011,489.05 | \$ 1,675.19 | \$ 1,013,164.24 | \$ 1,013,164.24 |
| MST XXXX099 | 05/10/18 | \$ 2,000,000.00 | 05/10/20 | | Monthly | 2.60% | \$ 2,030,687.56 | \$ 4,484.20 | \$ 2,035,171.76 | \$ 2,035,171.76 |
| SBT XXX0204 - EBA | 08/01/13 | \$ 1,030,938.31 | 07/31/19 | 07/31/18 | Quarterly | 2.25% | \$ 1,049,870.04 | \$ 5,954.06 | \$ 1,055,824.10 | \$ 1,055,824.10 |
| SBT XXXX248 | 08/06/15 | \$ 1,526,181.56 | 02/06/20 | 08/06/18 | Quarterly | 2.80% | \$ 1,565,916.38 | \$ - | \$ 1,565,916.38 | \$ 1,565,916.38 |
| SBT XXXX250 | 08/07/15 | \$ 2,050,620.30 | 08/07/19 | 08/07/17 | Quarterly | 1.66% | \$ 2,093,596.41 | \$ - | \$ 2,093,596.41 | \$ 2,093,596.41 |
| SBT XXXX257 | 02/12/16 | \$ 2,565,835.29 | 02/12/20 | 02/12/18 | Quarterly | 1.66% | \$ 2,597,808.84 | \$ - | \$ 2,597,808.84 | \$ 2,597,808.84 |
| SBT XXXX259 | 02/12/16 | \$ 5,000,000.00 | 02/12/19 | | Quarterly | 1.40% | \$ 5,195,953.96 | \$ - | \$ 5,195,953.96 | \$ 5,195,953.96 |
| SBT XXXX261 | 05/13/16 | \$ 5,000,000.00 | 05/12/19 | | Quarterly | 1.40% | \$ 5,177,881.04 | \$ - | \$ 5,177,881.04 | \$ 5,177,881.04 |
| SBT XXXX281 | 02/16/17 | \$ 2,014,108.21 | 02/16/19 | 02/16/18 | Quarterly | 1.45% | \$ 2,046,111.59 | \$ - | \$ 2,046,111.59 | \$ 2,046,111.59 |
| SBT XXXX306 | 08/15/17 | \$ 1,500,000.00 | 02/15/19 | | Quarterly | 1.50% | \$ 1,528,383.65 | \$ - | \$ 1,528,383.65 | \$ 1,528,383.65 |
| FUB XXXX805 | 08/11/17 | \$ 2,000,000.00 | 08/11/19 | | Monthly | 1.66% | \$ 2,044,759.85 | \$ 2,882.83 | \$ 2,047,642.68 | \$ 2,047,642.68 |
| FUB XXXX738 | 08/03/18 | \$ 1,000,000.00 | 02/03/20 | | Monthly | 2.80% | \$ 1,009,391.80 | \$ 2,400.41 | \$ 1,011,792.21 | \$ 1,011,792.21 |
| FUB XXXX703 | 08/03/18 | \$ 1,000,000.00 | 10/03/19 | | Monthly | 2.70% | \$ 1,008,862.17 | \$ 2,313.47 | \$ 1,011,175.64 | \$ 1,011,175.64 |
| FNBB XXXX453 | 07/16/18 | \$ 1,250,000.00 | 09/16/19 | | Monthly | 2.32% | \$ 1,262,061.41 | \$ 2,409.38 | \$ 1,264,470.79 | \$ 1,264,470.79 |
| CD Totals ending 12/31/2018 | | | | | | | \$ 35,822,344.27 | \$ 31,150.40 | \$ 35,853,494.67 | \$ 35,853,494.67 |

Benchmark: Average 90 day Treasury Bill 2.40%

| | | |
|----|---------------|---------------|
| | FUB TOTAL GL | MSB TOTAL GL |
| \$ | 4,070,610.53 | 9,256,937.38 |
| | FNBB TOTAL GL | SBT TOTAL GL |
| \$ | 1,264,470.79 | 21,261,475.97 |

GUADALUPE COUNTY INVESTMENT PORTFOLIO AS OF JANUARY 31, 2019

TEXASCLASS AND MMF INVESTMENTS

| Description | Account Type | Interest Paid | Interest Rate | Beginning Principal | Contributions | Deposits in Transit | Withdrawals | Monthly Interest Paid | Ending Book Value |
|--------------------------------|-----------------------|---------------|---------------|-------------------------|-------------------------|------------------------|--------------------------|-----------------------|-------------------------|
| Texas Class TX-XX-0002 | Investment Pool | Monthly | 2.50% | \$ 13,316,809.45 | \$ 14,820,500.78 | \$ 1,822,721.64 | \$ (7,000,000.00) | \$ 33,924.65 | \$ 22,993,956.52 |
| Texas Class TX-XX-0003 | Investment Pool | Monthly | 2.50% | \$ 2,340,849.61 | \$ - | \$ - | \$ - | \$ 5,222.21 | \$ 2,346,071.82 |
| Juvenile Probation MMF - FUB | Collateralized MMF | Monthly | 0.25% | \$ 545,994.16 | \$ 500,000.00 | \$ - | \$ - | \$ 150.18 | \$ 1,046,144.34 |
| Workers' Comp MMF - FUB | Collateralized MMF | Monthly | 0.25% | \$ 206,884.63 | \$ - | \$ - | \$ - | \$ 43.93 | \$ 206,928.56 |
| General Fund MMF - SBT | FHLB Letter of Credit | Monthly | 1.76% | \$ 7,008,914.14 | \$ - | \$ - | \$ - | \$ 10,417.36 | \$ 7,019,331.50 |
| Tax Note Series 2017 MMF - SBT | FHLB Letter of Credit | Monthly | 1.51% | \$ 5,719,269.68 | \$ - | \$ - | \$ - | \$ 7,286.19 | \$ 5,726,555.87 |
| Tax Note Series 2017 MMF - FUB | Collateralized MMF | Monthly | 0.25% | \$ 51,058.53 | \$ 10.00 | \$ - | \$ (13,875.00) | \$ 8.19 | \$ 37,201.72 |
| | | | | \$ 29,189,780.20 | \$ 15,320,510.78 | \$ 1,822,721.64 | \$ (7,013,875.00) | \$ 57,052.71 | \$ 39,376,190.33 |

MULTI-BANK SECURITIES INVESTMENTS

| Issuer | Cusip | Settlement Date | Face Amount | Maturity Date | Interest Pays | Interest Rate | Beginning Account Value | Interest & Principal Paid | Withdrawals | Deposits (Cash & Securities) | (1) Net Change in Portfolio | Ending Principle & Book Value | Ending Account & Market Value |
|--|-----------|-----------------|------------------------|---------------|---------------|---------------|-------------------------|---------------------------|------------------------|------------------------------|-----------------------------|-------------------------------|-------------------------------|
| FRANKLIN SYNERGY BK | 35471TDN9 | 7/21/2017 | \$ 250,000.00 | 1/22/2019 | Monthly | 1.55% | \$ 249,895.00 | \$ 339.73 | \$ (339.73) | \$ - | \$ 105.00 | \$ 250,000.00 | \$ 250,000.00 |
| TOUCHMARK NATL BK | 89155MAZO | 7/28/2017 | \$ 250,000.00 | 7/29/2019 | Monthly | 1.65% | \$ 248,670.00 | \$ - | \$ - | \$ - | \$ 400.00 | \$ 250,000.00 | \$ 249,070.00 |
| WELLS FARGO BK N A | 949763JN7 | 7/19/2017 | \$ 250,000.00 | 7/20/2020 | Monthly | 1.85% | \$ 245,972.50 | \$ 392.81 | \$ (392.81) | \$ - | \$ 1,150.00 | \$ 250,000.00 | \$ 247,122.50 |
| ALLY BANK | 02007GCN1 | 5/10/2018 | \$ 245,000.00 | 5/11/2020 | Semi Annually | 2.70% | \$ 244,519.80 | \$ - | \$ - | \$ - | \$ 752.15 | \$ 245,000.00 | \$ 245,271.95 |
| CITIBANK, NATL ASSOC | 17312QL56 | 5/11/2018 | \$ 245,000.00 | 5/11/2020 | Semi Annually | 2.70% | \$ 244,519.80 | \$ - | \$ - | \$ - | \$ 752.15 | \$ 245,000.00 | \$ 245,271.95 |
| DISCOVER BANK | 254673PN0 | 5/16/2018 | \$ 245,000.00 | 5/18/2020 | Semi Annually | 2.70% | \$ 244,490.40 | \$ - | \$ - | \$ - | \$ 774.20 | \$ 245,000.00 | \$ 245,264.60 |
| GOLDMAN SACHS BANK | 38148PK89 | 5/16/2018 | \$ 245,000.00 | 5/18/2020 | Semi Annually | 2.75% | \$ 244,657.00 | \$ - | \$ - | \$ - | \$ 761.95 | \$ 245,000.00 | \$ 245,418.95 |
| MORGAN STANLEY BANK | 6174MY39 | 5/17/2018 | \$ 245,000.00 | 5/18/2020 | Semi Annually | 2.75% | \$ 244,657.00 | \$ - | \$ - | \$ - | \$ 761.95 | \$ 245,000.00 | \$ 245,418.95 |
| MS PRIVATE BANK | 61760ALB3 | 5/17/2018 | \$ 245,000.00 | 5/18/2020 | Semi Annually | 2.70% | \$ 244,490.40 | \$ - | \$ - | \$ - | \$ 774.20 | \$ 245,000.00 | \$ 245,264.60 |
| TOWNE BANK | 89214PBN8 | 5/24/2018 | \$ 245,000.00 | 5/26/2020 | Semi Annually | 2.70% | \$ 244,458.55 | \$ - | \$ - | \$ - | \$ 796.25 | \$ 245,000.00 | \$ 245,254.80 |
| Total Certificates of Deposit Ending Account Value: | | | \$ 2,465,000.00 | | | | \$ 2,456,330.45 | \$ 732.54 | \$ (732.54) | \$ - | \$ 7,027.85 | \$ 2,465,000.00 | \$ 2,463,358.30 |
| FEDERAL FARM CR BANK | 3133EJMH9 | 5/9/2018 | \$ 500,000.00 | 4/26/2021 | Semi Annually | 2.72% | \$ 500,005.00 | \$ 350.34 | \$ (350.34) | \$ - | \$ 5.00 | \$ 500,000.00 | \$ 500,010.00 |
| FEDERAL HOME LN MTG | 3134GSHT5 | 5/9/2018 | \$ 500,000.00 | 7/30/2020 | Semi Annually | 2.50% | \$ 498,750.00 | \$ 6,250.00 | \$ (6,250.00) | \$ - | \$ 370.00 | \$ 500,000.00 | \$ 499,120.00 |
| Total U.S. Government Bonds: | | | \$ 1,000,000.00 | | | | \$ 998,755.00 | \$ 6,600.34 | \$ (6,600.34) | \$ - | \$ 375.00 | \$ 1,000,000.00 | \$ 999,130.00 |
| TOTAL FIXED INCOME | | | \$ 3,465,000.00 | | | | \$ 3,455,085.45 | \$ 7,332.88 | \$ (7,332.88) | \$ - | \$ 7,402.85 | \$ 3,465,000.00 | \$ 3,462,488.30 |
| Cash, Money Funds, and Bank Deposits | | | | | | | \$ - | | | \$ - | \$ - | \$ - | \$ - |
| Cash Withdrawal FRANKLIN SYNERGY BANK CD REDEEMED | | | | | | | | | \$ (250,000.00) | | \$ (250,000.00) | \$ (250,000.00) | \$ (250,000.00) |
| TOTAL PORTFOLIO HOLDINGS | | | | | | | \$ 3,455,085.45 | \$ 7,332.88 | \$ (257,332.88) | \$ - | \$ 7,402.85 | \$ 3,215,000.00 | \$ 3,212,488.30 |

(1) Net Change in Portfolio is the difference between the ending account value and beginning account value after activity.