



# Guadalupe County Treasurer's Monthly and Investment Report

For the Month Ended  
June 30, 2019

Submitted by  
Honorable Linda Douglass  
Guadalupe County Treasurer

# Table of Contents

## Treasurer's Monthly Report

Treasurer's Letter of Transmittal	Page 2
Certification by County Treasurer	Page 3
Affidavit	Page 4
Statement of Receipts and Disbursements	Page 5
Debt Service Schedule	Page 6
Monthly Departmental Revenues FY 18/19	Page 7
County Sales and Use Tax Comparison Summary 2018/2019	Page 8
Departmental Compensatory Time Liability Report	Page 9
Payroll History Report	Page 10
TCDRS Monthly Report	Page 11
Annual Juror Donations and Charities	Page 12

## Treasurer's Investment Report

General Statement	Page 13
Cash Balances	Page 14
Collateral Adequacy	Page 14
Investment Strategy	Page 14-15
Description of Investment Instruments	Page 16
Portfolio by Type of Investment	Page 17
Interest Rates History by Month and Year	Page 18
Interest Earnings by Fund	Page 19
General Ledger Investment Balances	Page 20
General Ledger Bank Reconciliations Cash in Bank	Page 21
Guadalupe County Investment Portfolio	Page 22-24
Attachments: TAC Continuing Education	
A. Continuing Education Hours	
B. Certificates of Compliance	



September 17, 2019

To: County Judge Kyle Kutscher and Commissioners' Court

From: Linda Douglass, Guadalupe County Treasurer

Re: Treasurer's Monthly/Investment Report

Honorable Members of the Commissioners' Court:

Attached you will find the transmittal of the County Treasurer's Report to Commissioners' Court for money received and disbursed; debts due to and owed by the county; and all other proceedings in the Treasurer's office for the month ended June 30, 2019 as required by the Texas Local Government Code Section 114.026.

In accordance with the provisions of Government Code 2256.023, the Public Funds Investment Act, which require at least quarterly reporting of investment transactions for county funds to the Commissioners' Court. The investments held in Guadalupe County's portfolio comply with the Public Funds Investment Act and Guadalupe County Investment Policy and Strategies.

Also, in accordance with State Law, the books and accounts of the County Treasurer are available to Commissioners' Court for inspection and examination, as desired. This report is also filed with the County Clerk as the official records management officer for Guadalupe County.

If you should have any questions concerning the information provided in this report or request for additional information, please contact me at (830) 303-4188, ext. 1338.

Respectfully Submitted,

A handwritten signature in blue ink that reads "Linda Douglass".

Linda Douglass, CCT, CIO  
Guadalupe County Treasurer

**CERTIFICATION BY COUNTY TREASURER**

THE STATE OF TEXAS §

COUNTY OF Guadalupe County §

September 17, 2019

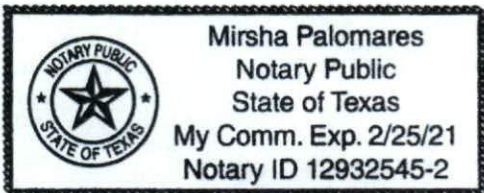
I, the undersigned, County Treasurer of Guadalupe County, Texas, do hereby swear and affirm that the attached Guadalupe County Treasurer's Monthly and Investment Report to be a true and correct statement, to the best of my knowledge, of all accounts under the control of Guadalupe County Treasurer for the month ended June 30, 2019.


  
\_\_\_\_\_  
Linda Douglass, CCT, CIO  
Guadalupe County Treasurer

THE STATE OF TEXAS  
THE COUNTY OF GUADALUPE

This instrument was sworn and subscribed before me on this 16 day of September 2019.

Seal



  
\_\_\_\_\_  
Notary Public

---

**A F F I D A V I T**  
**COUNTY TREASURER'S MONTHLY/INVESTMENT REPORT FOR**  
**THE MONTH ENDED JUNE 30, 2019**

---

**WHEREAS**, in accordance with Section §114.026 of the Texas Local Government Code, the County Treasurer shall make a detailed report of money received and disbursed; debts due to and owed by the county; and all other proceedings in the Treasurer's office shall be presented at the regular meeting of the Commissioners Court.

We the undersigned hereby certify and approve to the best of our knowledge and belief, that the attached information is a true and a complete list of all amounts received and paid from each fund since the County Treasurer's preceding report, and any balance remaining in the Treasurer's hand on the said 30<sup>th</sup> day of June 2019.

**FURTHER**, the amount of cash and other assets that were in the custody of the County Treasurer at the time of the examination was **\$74,297,296.00** as the Guadalupe County Investment Officer. This report has been prepared in compliance with the Local Government Code 116.112 and in accordance with Government Code, Subchapter A, Chapter 2256, Public Funds Investment Act.

**THEREFORE**, In accordance with Texas Local Government Code Section 114.026 and Section 116.112, I hereby submit my June 30, 2019 reports as required by law for the Guadalupe County Commissioners' Court review and approval.

Submitted by:


  
\_\_\_\_\_  
Honorable Linda Douglass, Guadalupe County Treasurer


APPROVED this 17th day of September 2019


ATTEST:


  
\_\_\_\_\_  
Kyle Kutscher  
County Judge



  
\_\_\_\_\_  
Teresa Kiel  
County Clerk

  
\_\_\_\_\_  
Greg Seidenberger  
Commissioner Pct. 1

  
\_\_\_\_\_  
Drew Engelke  
Commissioner Pct. 2

  
\_\_\_\_\_  
Jim Wolverton  
Commissioner Pct. 3

  
\_\_\_\_\_  
Judy Cope  
Commissioner Pct. 4

A complete detail copy of the Treasurer's Report is available in the County Treasurer's office or an official copy may be purchased at the County Clerk's office. The County Clerk is the official custodian of the Commissioners Court records.

**STATEMENT OF RECEIPTS AND DISBURSEMENTS  
FOR THE MONTH ENDED JUNE 30, 2019**

FUND	DESCRIPTION	BEGINNING BALANCE	TOTAL DEBITS	TOTAL CREDITS	ENDING BALANCE - GL	INVESTMENTS BALANCE - GL	MONEY MARKET BALANCE - GL	FUND BALANCE
100	GENERAL FUND	\$ 443,619.88	\$ 2,333,444.85	\$ 5,694,481.41	\$ (2,917,416.68)	\$ 42,094,025.24	\$ 4,456,325.16	\$ 43,632,933.72
100	PAYROLL FUND	\$ 465,685.93	\$ 3,214,757.06	\$ 3,211,069.38	\$ 469,373.61			\$ 469,373.61
100	JURY FUND	\$ 2,856.25	\$ 10,011.81	\$ 1,920.00	\$ 10,948.06			\$ 10,948.06
100	FUB INVESTMENT ACCOUNT INTEREST	\$ 533,516.00	\$ 960,392.81	\$ 1,460,000.00	\$ 33,908.81			\$ 33,908.81
200	ROAD & BRIDGE	\$ 805,442.35	\$ 173,702.45	\$ 598,533.63	\$ 380,611.17	\$ 6,431,861.66	\$ 1,010,427.61	\$ 7,822,900.44
201	CETRZ FUND	\$ 45,736.19	\$ -	\$ -	\$ 45,736.19	\$ 350,000.00	\$ -	\$ 395,736.19
323	JUVENILE DRUG COURT	\$ -	\$ -	\$ -	\$ -			\$ -
324	JUVENILE TJJD	\$ 139,615.83	\$ 70,176.00	\$ 64,857.25	\$ 144,934.58	\$ -	\$ -	\$ 144,934.58
325	JUVENILE PROBATION FUND	\$ (146,895.86)	\$ 1,045,314.28	\$ 292,422.51	\$ 605,995.91	\$ -	\$ 516,773.44	\$ 1,122,769.35
326	JUVENILE PROBATION FEE FUND	\$ 21,358.54	\$ 539.67	\$ 12.64	\$ 21,885.57			\$ 21,885.57
327	JUVENILE PROBATION TITLE IVE	\$ 41,616.25	\$ 18.26	\$ 2,148.90	\$ 39,485.61			\$ 39,485.61
400	LAW LIBRARY FUND	\$ 67,282.51	\$ 6,530.21	\$ 1,042.50	\$ 72,770.22	\$ 150,000.00	\$ -	\$ 222,770.22
403	SHERIFF'S STATE FORFEITURE	\$ 465,930.13	\$ 9,089.16	\$ 33.14	\$ 474,986.15			\$ 474,986.15
405	SHERIFF'S FEDERAL FORFEITURE	\$ 282,380.17	\$ 163.14	\$ 25,061.68	\$ 257,481.63			\$ 257,481.63
408	FIRE CODE INSPECTION FEE FUND	\$ 155,912.09	\$ 1,327.50	\$ 443.19	\$ 156,796.40			\$ 156,796.40
409	SHERIFF'S DONATION FUND	\$ 8,273.89	\$ -	\$ 272.51	\$ 8,001.38			\$ 8,001.38
410	CO. CLERK RECORDS MGMT FUND	\$ 142,017.83	\$ 26,217.44	\$ 908.94	\$ 167,326.33	\$ 1,040,000.00	\$ -	\$ 1,207,326.33
411	CO. CLERK RECORDS ARCHIVE-GF	\$ 198,603.98	\$ 26,002.80	\$ -	\$ 224,606.78	\$ 150,000.00	\$ 203,571.15	\$ 578,177.93
412	COUNTY RECORDS MGMT	\$ 132,000.73	\$ 2,853.82	\$ -	\$ 134,854.55			\$ 134,854.55
413	VITAL STATISTICS PRESERVATION-GF	\$ 9,992.07	\$ 555.00	\$ -	\$ 10,547.07			\$ 10,547.07
414	COURTHOUSE SECURITY	\$ 53,850.26	\$ 6,160.63	\$ 4,255.68	\$ 55,755.21			\$ 55,755.21
415	DISTRICT CLERK RECORDS MGMT	\$ 25,994.24	\$ 908.14	\$ -	\$ 26,902.38			\$ 26,902.38
416	JUSTICE COURT TECHNOLOGY	\$ 72,674.70	\$ 2,834.65	\$ -	\$ 75,509.35			\$ 75,509.35
417	CO&DIST COURT TECHNOLOGY FUND	\$ 22,457.48	\$ 279.58	\$ -	\$ 22,737.06			\$ 22,737.06
418	JUSTICE COURT SECURITY	\$ 13,511.99	\$ 705.40	\$ -	\$ 14,217.39			\$ 14,217.39
420	SURPLUS FUNDS-ELECTION CONTRACT	\$ 139,362.53	\$ -	\$ -	\$ 139,362.53			\$ 139,362.53
422	HAVA FUND	\$ 26,156.22	\$ -	\$ 10,980.47	\$ 15,175.75			\$ 15,175.75
430	COURT REPORTER FEE (GC 51.601)	\$ 23,690.03	\$ 3,265.09	\$ 350.00	\$ 26,605.12			\$ 26,605.12
431	FAMILY PROTECTION FEE FUND	\$ 74,732.85	\$ 822.25	\$ -	\$ 75,555.10			\$ 75,555.10
432	DIST CLK RECORDS ARCHIVE-GF	\$ 72,614.89	\$ 1,666.09	\$ -	\$ 74,280.98			\$ 74,280.98
433	COURT RECORDS PRESERVATION-GF	\$ 15,641.08	\$ 2,273.00	\$ -	\$ 17,914.08	\$ 125,000.00	\$ -	\$ 142,914.08
435	ALTERNATIVE DISPUTE RESOLUTION	\$ 42,105.35	\$ 2,056.72	\$ -	\$ 44,162.07	\$ 325,000.00	\$ -	\$ 369,162.07
436	COURT-INITIATED GUARDIANSHIPS	\$ 32,581.48	\$ 680.00	\$ 200.00	\$ 33,061.48			\$ 33,061.48
437	CHILD SAFETY FEE-GF	\$ 52,484.32	\$ 5,387.47	\$ -	\$ 57,871.79	\$ 100,000.00		\$ 157,871.79
440	COUNTY DRUG COURTS FUND-GF	\$ 48,330.14	\$ 427.00	\$ 5,535.38	\$ 43,221.76			\$ 43,221.76
445	CA PRE-TRIAL INTERVENTION PROG	\$ 9,150.00	\$ 3,050.00	\$ 2,625.00	\$ 9,575.00			\$ 9,575.00
447	CA STATE FUNDS	\$ 1,788.99	\$ 104.99	\$ 837.00	\$ 1,056.98			\$ 1,056.98
453	CONSTABLE 3 STATE FORFEITURE	\$ 351.45	\$ 0.49	\$ -	\$ 351.94			\$ 351.94
463	CONSTABLE 3 FEDERAL FORFEITURE	\$ 2,964.56	\$ -	\$ -	\$ 2,964.56			\$ 2,964.56
498	BAIL BOND SECURITY FUND	\$ 203,837.85	\$ 50.00	\$ -	\$ 203,887.85	\$ 260,000.00		\$ 463,887.85
499	EMPLOYEE FUND-GF	\$ 13,315.29	\$ 138.50	\$ -	\$ 13,453.79			\$ 13,453.79
500	SPECIAL VIT INTERST FUND	\$ 541.97	\$ -	\$ -	\$ 541.97			\$ 541.97
501	COUNTY ATTORNEY HOT CHECK FEES	\$ 17,784.26	\$ 138.94	\$ 133.24	\$ 17,789.96			\$ 17,789.96
505	LAW ENFORCEMENT TRAINING FUND	\$ 26,210.43	\$ 445.05	\$ 1,147.42	\$ 25,508.06			\$ 25,508.06
600	DEBT SERVICE	\$ (484,853.66)	\$ -	\$ -	\$ (484,853.66)	\$ 160,328.92	\$ 500,000.00	\$ 175,475.26
700	CAPITOL PROJECT	\$ 1,819,109.97	\$ -	\$ -	\$ 1,819,109.97	\$ 3,300,000.00	\$ 900,000.00	\$ 6,019,109.97
701	TAX NOTES SERIES 2017	\$ -	\$ -	\$ -	\$ -	\$ -	\$ 4,936,645.39	\$ 4,936,645.39
702	DEPT OF HOMELAND SECURTIY (FEMA)	\$ 3,579.99	\$ -	\$ -	\$ 3,579.99			\$ 3,579.99
703	TWDB FLOOD MITIGATION GRANT	\$ 163,188.04	\$ 87.65	\$ 83,452.80	\$ 79,822.89			\$ 79,822.89
704	TWDB-2015 FLOOD MITAGATION	\$ 528,313.83	\$ -	\$ 302,828.86	\$ 225,484.97			\$ 225,484.97
800	JAIL COMMISSARY FUND	\$ 246,264.48	\$ 26,579.06	\$ 23,649.21	\$ 249,194.33			\$ 249,194.33
850	EMPLOYEE HEALTH BENEFITS	\$ 761,142.54	\$ 909,223.98	\$ 978,210.37	\$ 692,156.15	\$ 3,128,778.22		\$ 3,820,934.37
855	WORKERS' COMPENSATION FUND	\$ 50,435.50	\$ 26,241.99	\$ -	\$ 76,677.49	\$ -	\$ 207,141.24	\$ 283,818.73
899	MISC SHORT TERM GRANTS	\$ (40,398.07)	\$ -	\$ 9,651.30	\$ (50,049.37)			\$ (50,049.37)
<b>TOTALS</b>		\$ <b>7,853,859.74</b>	\$ <b>8,874,622.93</b>	\$ <b>12,777,064.41</b>	\$ <b>3,951,418.26</b>	\$ <b>57,614,994.04</b>	\$ <b>12,730,883.99</b>	\$ <b>74,297,296.29</b>

Submitted by: Honorable Linda Douglass  
Guadalupe County Treasurer

**GUADALUPE COUNTY, TEXAS**  
**Debt Service Schedule**

**CERTIFICATES OF OBLIGATION, SERIES 2013**

In May 2013, the Guadalupe County Commissioners Court issued \$5,000,000 in certificates of obligation for the remodeling of the 2nd floor of the Justice Center and for replacing the air conditioning and heating system at the County Jail.

FISCAL YEAR	PRINCIPAL DUE 2/1	INTEREST RATE	INTEREST DUE 2/1	INTEREST DUE 8/1	TOTAL
2016	\$ -	1.15%	\$ -	\$ -	\$ -
2017	\$ -	1.30%	\$ -	\$ -	\$ -
2018	\$ -	1.40%	\$ -	\$ -	\$ -
2019	\$ -	1.50%	\$ -	\$ 41,462.50	\$ 41,462.50
2020	\$ 1,165,000.00	1.60%	\$ 41,462.50	\$ 32,142.50	\$ 1,238,605.00
2021	\$ 1,200,000.00	1.70%	\$ 32,142.50	\$ 21,942.50	\$ 1,254,085.00
2022	\$ 1,240,000.00	1.80%	\$ 21,942.50	\$ 10,782.50	\$ 1,272,725.00
2023	\$ 1,135,000.00	1.90%	\$ 10,782.50	\$ -	\$ 1,145,782.50
	<u>\$ 4,740,000.00</u>		<u>\$ 106,330.00</u>	<u>\$ 106,330.00</u>	<u>\$ 4,952,660.00</u>

**REFUNDING BOND, SERIES 2014 - PAID DEBT OFF FEBRUARY 2019**

In January 2014, the Guadalupe County Commissioners Court issued \$8,035,000 in refunding bonds. This amount and an additional \$5,000,000 from the General Fund paid off the Tax Anticipation Notes Series 2009 and the Refunding Bonds Series 2005; which significantly reduced the interest rate on the existing debt and reduced the total indebtedness of the County.

FISCAL YEAR	PRINCIPAL DUE 2/1	INTEREST RATE	INTEREST DUE 2/1	INTEREST DUE 8/1	TOTAL
2016	\$ -	0.57%	\$ -	\$ -	\$ -
2017	\$ -	0.83%	\$ -	\$ -	\$ -
2018	\$ -	1.20%	\$ -	\$ -	\$ -
2019	\$ -	1.58%	\$ -	\$ -	\$ -
	<u>\$ -</u>		<u>\$ -</u>	<u>\$ -</u>	<u>\$ -</u>

**TAX NOTES, SERIES 2017**

In June 2017, the Guadalupe County Commissioners Court issued \$8,500,000 in Tax Notes for the purpose of construction, acquiring, purchasing, renovating, equipping, enlarging and improving County-owned facilities and making other County improvements; purchasing personal property, materials, supplies, equipment, machinery, land, and rights-of-way for authorized needs and purposes relating to the aforementioned capital improvements and payment of professional services relating to the aforementioned projects and relating to the issuance of the Notes (the Project)

FISCAL YEAR	PRINCIPAL DUE 2/1	INTEREST RATE	INTEREST DUE 2/1	INTEREST DUE 8/1	TOTAL
2018	\$ -	1.075%	\$ -	\$ -	\$ -
2019	\$ -	1.200%	\$ -	\$ 55,858.75	\$ 1,017,117.50
2020	\$ 1,000,000.00	1.325%	\$ 55,858.75	\$ 49,233.75	\$ 1,105,092.50
2021	\$ 1,080,000.00	1.425%	\$ 49,233.75	\$ 41,538.75	\$ 1,170,772.50
2022	\$ 1,090,000.00	1.525%	\$ 41,538.75	\$ 33,227.50	\$ 1,164,766.25
2023	\$ 1,240,000.00	1.700%	\$ 33,227.50	\$ 22,687.50	\$ 1,295,915.00
2024	\$ 2,420,000.00	1.875%	\$ 22,687.50	\$ -	\$ 2,442,687.50
	<u>\$ 6,830,000.00</u>		<u>\$ 202,546.25</u>	<u>\$ 202,546.25</u>	<u>\$ 8,196,351.25</u>

**Total Debt Outstanding 6/30/2019**      \$ 11,570,000.00      \$ 308,876.25      \$ 308,876.25      \$ 13,149,011.25

## Monthly Departmental Revenues for the Fiscal Year October 1, 2018 to September 30, 2019

	Oct-18-Dec-18 Totals	Jan-19-Mar-19 Totals	Apr-19	May-19	Jun-19	REVENUE YEAR-TO- DATE
ADULT DETENTION CENTER	\$ 303,173.16	\$ 366,466.69	\$ 164,541.19	\$ 119,637.81	\$ 108,447.58	\$ 1,062,266.43
CO ATTORNEY	\$ 4,088.57	\$ 5,535.52	\$ 2,455.98	\$ 2,231.33	\$ 1,626.28	\$ 15,937.68
CONSTABLE 1	\$ 9,401.79	\$ 14,023.74	\$ 4,735.06	\$ 4,492.94	\$ 4,563.88	\$ 37,217.41
CONSTABLE 2	\$ 10,574.27	\$ 13,491.83	\$ 5,395.79	\$ 4,106.78	\$ 4,254.89	\$ 37,823.56
CONSTABLE 3	\$ 10,247.18	\$ 11,314.30	\$ 2,000.08	\$ 3,539.15	\$ 2,794.42	\$ 29,895.13
CONSTABLE 4	\$ 12,284.59	\$ 15,783.01	\$ 5,983.68	\$ 5,093.51	\$ 4,600.50	\$ 43,745.29
COUNTY CLERK-CIVIL	\$ 83,347.23	\$ 74,652.34	\$ 20,102.17	\$ 24,690.98	\$ 32,367.02	\$ 235,159.74
COUNTY CLERK-CCL AND CCL2	\$ 143,568.28	\$ 139,860.92	\$ 53,217.79	\$ 57,329.72	\$ 40,385.00	\$ 434,361.71
COUNTY CLERK-DEEDS/LIBRARY	\$ 314,550.93	\$ 313,417.15	\$ 119,657.25	\$ 131,636.55	\$ 130,262.55	\$ 1,009,524.43
COUNTY CLERK-VITAL STATS	\$ 27,782.50	\$ 34,687.00	\$ 13,852.50	\$ 12,277.50	\$ 15,719.50	\$ 104,319.00
COUNTY CLERK-SCHERTZ	\$ 4,021.75	\$ 2,080.00	\$ 1,167.50	\$ 1,659.50	\$ 1,323.50	\$ 10,252.25
COUNTY CLERK-TPW	\$ 460.00	\$ 146.00	\$ 57.00	\$ 40.00	\$ 96.00	\$ 799.00
DISTRICT CLERK-CIVIL	\$ 167,819.99	\$ 225,621.96	\$ 83,117.84	\$ 86,846.42	\$ 79,218.45	\$ 642,624.66
DISTRICT CLERK-CCM	\$ 56,116.43	\$ 65,093.04	\$ 19,224.82	\$ 24,271.08	\$ 18,760.84	\$ 183,466.21
ELECTIONS	\$ -	\$ 91,185.76	\$ -	\$ 38,961.56	\$ 0.30	\$ 130,147.62
ENVIRONMENTAL HEALTH	\$ 30,510.00	\$ 34,676.70	\$ 16,500.00	\$ 12,810.00	\$ 14,654.80	\$ 109,151.50
FIRE MARSHAL	\$ 4,490.00	\$ 11,884.75	\$ 1,886.00	\$ 1,500.00	\$ 1,327.50	\$ 21,088.25
NON-DEPARTMENTAL *	\$ 295,693.95	\$ 185,578.74	\$ 112,666.31	\$ 130.00	\$ 120,698.35	\$ 714,767.35
JUSTICE OF THE PEACE, PCT. 1	\$ 227,297.52	\$ 209,147.63	\$ 75,982.01	\$ 81,186.03	\$ 78,124.52	\$ 671,737.71
JUSTICE OF THE PEACE, PCT. 2	\$ 54,847.90	\$ 77,874.05	\$ 22,904.61	\$ 20,269.15	\$ 18,102.39	\$ 193,998.10
JUSTICE OF THE PEACE, PCT. 3	\$ 32,532.16	\$ 36,727.86	\$ 16,361.02	\$ 35,435.26	\$ 40,452.88	\$ 161,509.18
JUSTICE OF THE PEACE, PCT. 4	\$ 86,325.44	\$ 128,279.77	\$ 34,631.87	\$ 34,811.45	\$ 32,999.45	\$ 317,047.98
JUVENILE PROBATION	\$ 108,194.93	\$ 127,207.02	\$ 67,794.00	\$ 57,191.40	\$ 22,363.72	\$ 382,751.07
ROAD AND BRIDGE	\$ 142,090.28	\$ 1,153.40	\$ 576.50	\$ 1,326.90	\$ 301.30	\$ 145,448.38
SHERIFF'S DEPARTMENT	\$ 41,473.28	\$ 31,863.18	\$ 20,700.09	\$ 17,591.71	\$ 12,582.76	\$ 124,211.02
TAX OFFICE	\$ 32,061,652.17	\$ 30,986,830.22	\$ 2,651,423.60	\$ 3,713,128.59	\$ 3,469,975.61	\$ 72,883,010.19
TREASURER'S OFFICE	\$ 1,892.38	\$ 1,432.46	\$ 664.73	\$ 513.45	\$ 60.00	\$ 4,563.02

<b>TOTAL MONTHLY REVENUES</b>	<b>\$ 34,234,436.68</b>	<b>\$ 33,206,015.04</b>	<b>\$ 3,517,599.39</b>	<b>\$ 4,492,708.77</b>	<b>\$ 4,256,063.99</b>	<b>\$ 79,706,823.87</b>
-------------------------------	-------------------------	-------------------------	------------------------	------------------------	------------------------	-------------------------

<b>*NON-DEPARTMENTAL includes:</b>	
Waste Management	\$ 120,509.35
TABC	\$ 50.50
Accent Foods	\$ 138.50



**GUADALUPE COUNTY  
SALES AND USE TAX COMPARISON SUMMARY 2018/2019**



Prior Year 2018 Month Collected / Month Remitted	Comparable Payment Prior Year	Current Year 2019 Month Collected / Month Remitted	Payment Current Year	Net Difference Prior Year 2018	% Change Increase/Decrease
October / December	\$ 574,347.00	October / December	\$ 653,451.00	\$ 79,104.00	13.77%
November / January	\$ 608,342.00	November / January	\$ 583,109.00	\$ (25,233.00)	-4.15%
December / February	\$ 322,758.00	December / February	\$ 807,211.00	\$ 484,453.00	0.00%
January / March	\$ 762,858.00	January / March	\$ 627,327.00	\$ (135,531.00)	-17.77%
February / April	\$ 561,696.00	February / April	\$ 657,030.00	\$ 95,334.00	16.97%
March / May	\$ 789,051.00	March / May	\$ 728,004.00	\$ (61,047.00)	-7.74%
April / June	\$ 628,901.00	April / June	\$ 646,564.00	\$ 17,663.00	2.81%
May / July	\$ 636,345.00	May / July	\$ 662,830.00	\$ 26,485.00	4.16%
June / August	\$ 737,492.00	June / August	\$ 730,670.00	\$ (6,822.00)	-0.93%
July / September	\$ 641,015.00	July / September	\$ -	\$ -	0.00%
August / October	\$ 697,312.00	August / October	\$ -	\$ -	0.00%
September / November	\$ 738,668.00	September / November	\$ -	\$ -	0.00%

<b>Total Payments Received:</b>	<b>\$ 7,698,785.00</b>	<b>Total Payments Received:</b>	<b>\$ 6,096,196.00</b>	<b>\$ 474,406.00</b>
---------------------------------	------------------------	---------------------------------	------------------------	----------------------

**\*\*Note - Sales Tax is paid two months in arrears from Texas Comptroller of Public Accounts.**

**\*\*December sales tax received in February 2018 resulted in an over payment of \$258,089.00. The over payment less 2% (\$5,267.00) was refunded to the State Comptroller on March 20, 2018.**

**SALES TAX BY FISCAL YEAR  
BUDGET vs ACTUAL**

	FY 2015	FY 2016	FY 2017	FY 2018	FY 2019
<b>BUDGET</b>	<b>\$7,000,000.00</b>	<b>\$6,600,000.00</b>	<b>\$ 7,100,000.00</b>	<b>\$7,300,000.00</b>	<b>\$7,400,000.00</b>
<b>ACTUAL</b>	<b>\$7,209,540.00</b>	<b>\$7,366,785.00</b>	<b>\$ 7,229,655.00</b>	<b>\$7,698,785.00</b>	<b>\$6,096,196.00</b>
<b>% Compared to prior fiscal year</b>	<b>0.55%</b>	<b>2.18%</b>	<b>-1.86%</b>	<b>6.49%</b>	<b>-20.82%</b>



## Departmental Compensatory Time Liability Report

As of 6/30/19

Primary Department	Rate	COMP - Compensatory Time
400 - COUNTY JUDGE	\$488.11	18.4750
401 - COMMISSIONERS COURT	\$329.65	18.3750
403 - COUNTY CLERK	\$826.92	44.6350
405 - VETERANS' SERVICE OFFICER	\$14.88	0.8750
426 - COUNTY COURT-AT-LAW	\$142.06	5.3750
427 - COUNTY COURT-AT-LAW NO. 2	\$294.03	11.1250
450 - DISTRICT CLERK	\$1,986.78	100.6550
451 - JUSTICE OF THE PEACE, PRECINCT 1	\$1,445.10	74.5300
452 - JUSTICE OF THE PEACE, PRECINCT 2	\$64.96	3.6250
453 - JUSTICE OF THE PEACE, PRECINCT 3	\$1,537.29	67.5000
454 - JUSTICE OF THE PEACE, PRECINCT 4	\$83.41	4.8750
475 - COUNTY ATTORNEY	\$1,050.27	49.1650
490 - ELECTIONS ADMINISTRATION	\$2,128.49	121.3750
493 - HUMAN RESOURCES	\$480.04	23.1250
495 - COUNTY AUDITOR	\$3,561.52	122.2500
496 - PURCHASING	\$342.52	20.1250
497 - COUNTY TREASURER	\$987.15	39.3800
499 - TAX ASSESSOR-COLLECTOR	\$4,832.91	202.5300
503 - MIS DEPARTMENT	\$1,519.61	60.6650
516 - BUILDING MAINTENANCE	\$123.05	6.7000
545 - FIRE MARSHAL	\$2,188.19	108.2500
551 - CONSTABLE, PRECINCT 1	\$2.69	0.1250
553 - CONSTABLE, PRECINCT 3	\$32.33	1.5000
554 - CONSTABLE, PRECINCT 4	\$2.58	0.1250
562 - HIGHWAY PATROL	\$738.55	38.6250
570 - ADULT DETENTION CENTER (JAIL)	\$1,792.99	85.6250
620 - ROAD & BRIDGE	\$4,606.87	220.3100
635 - ENVIRONMENTAL HEALTH	\$419.10	23.7550
637 - ANIMAL CONTROL	\$616.52	30.1500
665 - AGRICULTURE EXTENSION SERVICE	\$841.18	36.6600
672 - JUVENILE PROBATION	\$7,786.17	317.7900
673 - JUVENILE DETENTION	\$2,966.95	116.7400
<b>Grand Totals</b>	<b>\$44,232.87</b>	<b>1,975.0150</b>



# Payroll History Report

Pay Date Range 06/01/19 - 06/30/19

## Payroll History Total

Hours Description	Hours	Gross	Withholdings and Deductions	Gross Base
ADV JAILER-HRLY - Advanced Jailer-	.0000	920.00	Gross	2,322,964.91
ADV PO HOURLY - Advanced Peace	.0000	2,500.00	Federal Income Tax	188,526.46
ADV TELE-HOURLY - Advanced	.0000	240.00	FICA	135,999.70
AUTO APPOINTED - Auto Allowance	.0000	1,166.66	Medicare	31,806.33
AUTO ELECTED - Auto Allowance Elected	.0000	5,074.99	Adult Probation Post Tax	234.64
CELL PHONE APPT - Cell Phone Appointed	.0000	240.00	Adult Probation Pre Tax	5,160.59
CELL PHONE ELECT - Cell Phone Elected	.0000	240.00	Aflac Accident	5,522.78
CELL PHONE HRLY - Cell Phone Hourly	.0000	480.00	Aflac Cancer	3,853.22
CHS - Courthouse Security	144.2500	2,919.30	Aflac Flexible Spending Account	20,067.14
COMP IN OT - Comp Earned Overtime	285.5000	.00	Aflac FSA Dependent	855.50
COMP IN ST - Comp Earned Straight Time	76.5000	.00	Aflac Hospital	2,690.04
COMP USED - Comp Used	850.6250	18,041.35	Aflac Life Insurance	4,832.45
DIST JUDGE SUPP - District Judge	.0000	300.00	Aflac Specified Event	2,304.12
DOEP - Adult Probation Instructor	.0000	630.00	Aflac STD	6,589.42
DWI-INTERVENTION - Adult Probation	.0000	216.00	Bankruptcy Payments	765.24
HP - Holiday Pay	2,280.0000	46,756.72	Child Support	11,709.43
HPLAW - Holiday Pay Law Enforcement	1,792.0000	40,386.88	Colonial /Hospital Medical Bridg	20.54
HRLY - Hourly	75,400.7500	1,616,161.14	Colonial Accident	54.90
INT JAILER-HRLY - Intermediate Jailer-	.0000	80.00	Colonial Cancer	235.14
INT PO APPOINTED - Intermediate Peace	.0000	50.00	Colonial Critical Illness	36.28
INT PO HOURLY - Intermediate Peace	.0000	550.00	Colonial Level Term Life	599.80
INTERPRETER SUPP - Intrepreter	.0000	92.30	Colonial Short Term Disability	118.40
JDO-SUPP - Juv Det Officer Cert Suppmnt	.0000	2,563.00	Dental-EE(+CH)	5,917.00
JPO CHIEF CERT - JPO Certification Pay	.0000	186.60	Dental-EE(+FAM)	7,448.00
JPO-SUPP - JPO Certification Pay	.0000	2,239.20	Dental-EE(+SP)	3,810.00
JUV BOARD - Juvenile Board Salary	.0000	1,200.00	Dental-EE(ONLY)	4,841.50
JUV MEALS - Juvenile Meals other than	.0000	30.00	Medical-EE(+CH)	24,380.00
MASTER JAILER-HR - Master Jailer Hourly	.0000	560.00	Medical-EE(+FAM)	28,028.00
MASTER PO HRLY - Master Peace Officer	.0000	7,400.00	Medical-EE(+SP)	13,392.00
MASTER PO-ELECTE - Master Peace	.0000	1,000.00	Nationwide Deferred Comp	4,961.00
MASTER TELE-HRLY - Master	.0000	360.00	Property Tax Escrow Accounts	5,354.24
MEALS - Meals	.0000	60.00	Retirement Hrly/Sal	161,336.18
MEALS-COMM 2 - Meals-Commissioner	.0000	45.00	Student Loan	188.00
MEALS-COMM 3 - Meals-Commissioner	.0000	45.00	Supplemental Policies	(53.64)
MILITARY - Military Leave With Pay	110.0000	2,332.66	United Way	51.68
OT - Overtime	966.7500	21,763.36	Valic Deferred Comp	12,850.75
OT FLSA REG - Regular Overtime	.0000	12,922.55	Vision Employee + Child(ren)	787.32
OT ST - Overtime Straight Time	9.7500	275.31	Vision Employee + Family	941.78
PT - Part Time Employee	3,037.0000	50,745.51	Vision Employee + Spouse	546.00
PT- SALARY - Part Time Salaried	.0000	2,454.80	Vision Employee Only	915.53
SAL APPOINTED - Salary Appointed	.0000	70,266.80	Net	\$1,625,287.45
SAL ELECTED - Salary Elected Officials	.0000	118,898.38		
SALARY - Salary	.0000	161,506.02		
SERT OFFICER - SERT Officer	.0000	2,240.00		
SICK ACCRUED - Sick Time Accrued	3,003.0556	.00		
SICK LEAVE POOL - Sick Pool Hours	133.2500	.00		
SICK LOST - Sick Lost	122.1101	.00		
SICK POOL DONATE - Sick Hours	18.0000	.00		
SICK SALARY - Sick Salaried Employee	28.0000	.00		
SICK USED - Sick Time Used	1,856.0000	38,373.44		
STATE SUPP - State Supplement Elected	.0000	2,403.33		
SUPPLEMENTAL PAY - Supplemental Pay	.0000	261.22		
TEMP - Temporary Employee	483.0000	5,969.38		
TUITION - Tuition - Taxable	.0000	362.50		
UNIFORM RENTAL - Uniform Rental Non	.0000	798.52		
VAC ACCRUED - Vacation Accrued	3,506.1432	.00		
VAC SALARY - Vacation Used Salaried	88.0000	.00		
VAC USED - Vacation Used-hourly	3,231.5699	73,321.25		
VEHICLE - Vehicle Non Cash Use Fee	.0000	1,134.00		
VJ - Visiting Judge	.0000	325.55		
WC TAXED - Workers Comp Taxed	309.2500	6,171.21		
Total	97,731.5038	\$2,322,964.91		

Benefits	Amount
Medical and Dental Contributions	435,175.00
RETIREMENT BI-WEEKLY	239,950.97
RETIREMENT MONTHLY PAYROLL	374.93
RETIREMENT SALARY PAYROLL	21,269.46
Total	\$696,770.36



**Texas County and District Retirement System**  
**Retirement Contribution Certification**

TCDRS-3A  
 Revised 3/05

Employer Name Guadalupe County Employer Number 193  
 Contact Person JENNIFER CORBIN Telephone Number 830-303-4188 ext. 1374  
 Reporting Month/Year Jun-19

I certify this to be a true and complete report of the retirement contributions required by the Texas County and District Retirement System for the above employer.

Hinda Douglass  
 Signature of Authorized Official

County Treasurer  
 Title

**Calculation of Funds**

**Employee Deposits**

Employee Deposits Grand Total \$161,336.18

**Employer Contributions**

	Employee Deposits Grand Total	Employee Deposit Rate	Employer Contribution Rate	
Employer Contributions	161,336.18	7%	11.35%	\$261,595.36
Optional Group Term Life		0%	0.00%	\$0.00

**Monthly Adjustment Report Totals from TCDRS-3B**

Total Employee Deposit Adjustments		
Total Employer Contribution Adjustments		
Total Optional Group Term Life Adjustments		
Total Adjustments		\$0.00

**Overpayments/Underpayments from Previous Reports**

Add or Subtract Payment Variances from Prior Report \$0.00

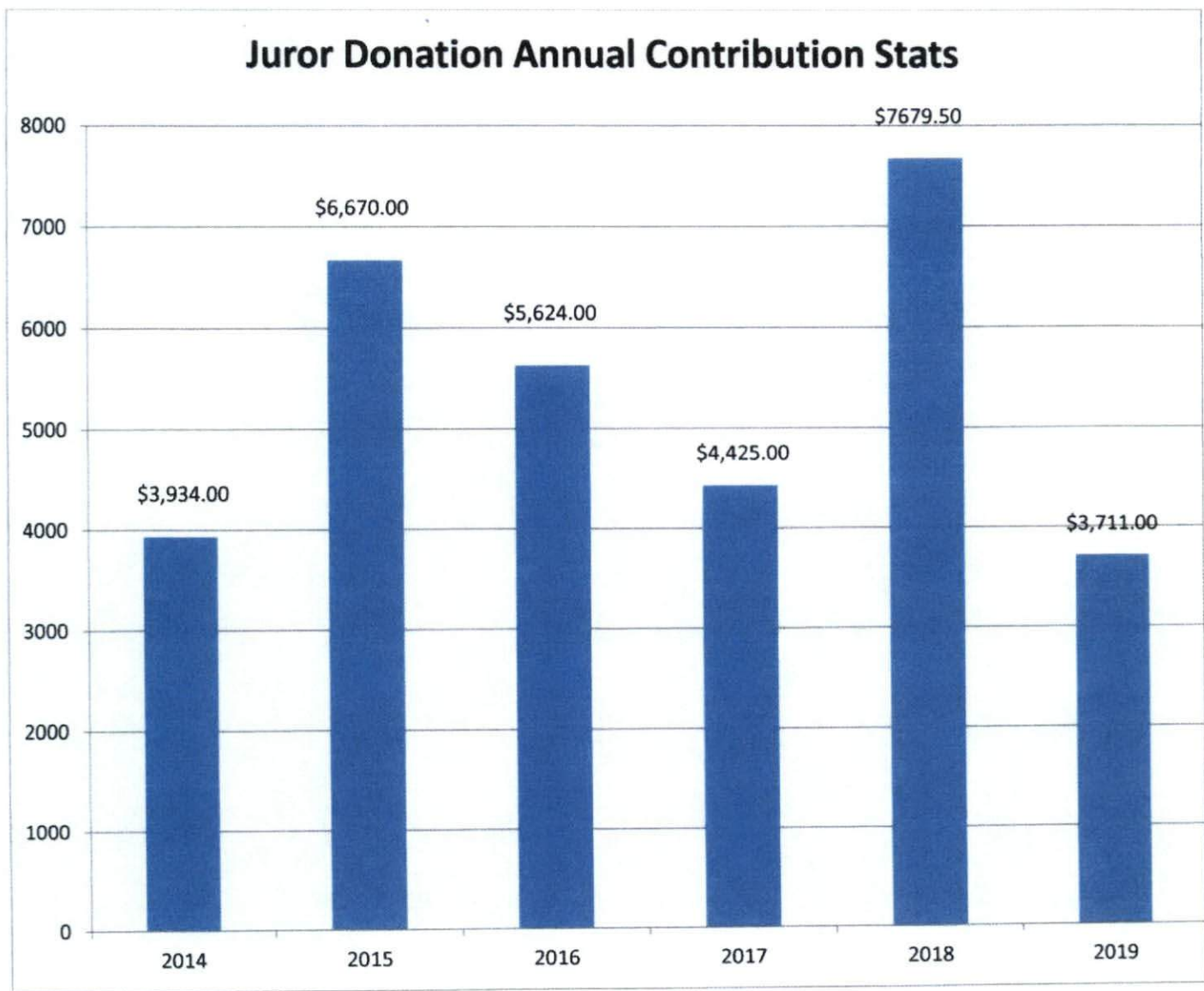
<b>Total Funds Due</b>	\$422,931.54
<b>TOTAL FUNDS SUBMITTED</b>	\$422,931.54
<b>Difference</b>	\$0.00

## Annual Juror Donations and Charities

Jurors are able to donate all or part of their pay to the following charities:

- Court Appointed Special Advocates (CASA)
- Guadalupe County Child Welfare Service
- Guadalupe County Crime Stoppers
- Guadalupe Valley Family Violence Shelter
- Rural Area Parenting Services (RAPPS)
- Texas Victims Compensation Fund
- Veterans Court Program

### Historical Data on Annual Juror Donations to Non-Profits



AS OF 6/30/2019

# Treasurer's Investment Report



**SUBMITTED TO: COMMISSIONERS' COURT, GUADALUPE COUNTY  
BY: HONORABLE LINDA DOUGLASS, COUNTY TREASURER**

This report is prepared in accordance with the provisions of Government Code 2256.023, The Public Funds Investment Act, which require at least quarterly reporting of investment transactions for county funds to the Commissioners' Court. The investments held in Guadalupe County's portfolio comply with the Public Funds Investment Act and the County's Investment Policy and Strategies.

## **General Statement**

This report summarizes the County's Investment Portfolio position and performance for the month ended June 30, 2019.

Funds of Guadalupe County will be invested in accordance with federal and state laws and within the boundaries of the Investment Policy. Investments shall be made with judgment and care under circumstances then prevailing-which persons of prudence, discretion, and intelligence exercise in the management of their own affairs, not for speculation, but for investment, considering the probable safety of their capital as well as the probable income to be derived. The first and foremost consideration of all Guadalupe County investment transactions is the suitability of the investment to the financial requirements of the County. Guadalupe County will invest according to investment strategies for each fund as they are adopted by Commissioners' Court resolution in accordance with PFIA 2256 of the Texas Government Code.

Currently the County's investments are made utilizing Texas Class Investment Pool, Certificates of Deposit, Brokerage CD's and Money Market Funds. Pools combine the cash of participating jurisdictions and invest the assets in securities otherwise allowed under state law as regarding government investments. During the current 2018-2019 fiscal year, interest earnings totaled \$107,621.00 as of June 30, 2019 (See "Interest Earnings by Fund" schedule on page 19). These interest earnings include interest earned on all bank accounts, Certificates of Deposit, Texas Class Investment Pool and Multi-Bank Securities US Government Bonds.

## **Cash Balances**

“Cash balances” means the dollar amount in a checking account that can be transferred, invested, used to pay down a loan, or left in the account for compensation purposes. The total available General Fund cash balances on-hand in First United Bank, Schertz Bank & Trust, and Texas Class as of June 30, 2019 was \$16,681,063.00 (See “Cash Balances” schedule on page 21). Balances in Texas Class, Certificates of Deposit and US Government Bonds made up 83% of all invested monies. Cash balances in First United Bank and Schertz Bank and Trust bank accounts are monitored on a daily basis.

## **Collateral Adequacy**

Collateral on cash balances and investments was adequate during the month. Collateral pledged as of June 30, 2019 is as follows: First United Bank FHLB Letters of Credit pledged was \$22,535,295.70, Schertz Bank and Trust FHLB Letters of Credit pledged was \$35,000,000.00, Marion State Bank collateral pledged and held in Safekeeping by Frost Bank was \$10,722,654.68, and First National Bank of Beeville collateral pledged and held in Safekeeping by Hilltop Securities was \$1,094,902.32.

## **Investment Strategy**

In accordance with the Public Funds Investment Act, Guadalupe County Investment Strategies shall address the following priorities:

- Understanding of the suitability of the investment to the financial requirements of the County;
- Preservation and safety of principal;
- Liquidity;
- Marketability of the investment if the need arises to liquidate the investment before maturity;
- Diversification of the investment portfolio; and
- Yield

A portion of the operating portfolio will be used to invest funds in Texas Class Investment Pool and Money Market Funds. Available funds can be invested in highly liquid short-term Treasury Bills, Agency Discount Notes, US Government Bonds and Certificates of Deposit with a stated maturity of thirty-six (36) months or less when their yield exceeds Texas Class or Money Market Fund Rates. The dollar weighted average maturity of 365 days or less will be calculated using the stated final maturity dates of each security.

Guadalupe County will attempt to diversify its investments to help insure the financial security and optimum liquidity of funds while achieving the maximum yield adhering to the County Investment Policy and state laws.

Monies will continue to be invested in a positive manner based on cash flow needs of Guadalupe County. Investments are made with the intention of holding to maturity, but with the ability to liquidate should funds be needed at any time. As always, we remain focused on safety, liquidity and then yield.

We will avoid speculative investing and maintain the highest professional and ethical standards as custodians of the public trust.


This report has been prepared in compliance with the Local Government Code 116.112 and Government Code, Subchapter A, Chapter 2256, Public Funds Investment Act.

September 17, 2019  
Submitted by:



---

Linda Douglass, CCT CIO,  
Guadalupe County Treasurer



---

Jacqueline Zambrano, CIO  
Treasurer's Administrative Assistant



## ***DESCRIPTION OF INVESTMENT INSTRUMENTS***

Descriptions of the different instruments are as follows:

**Certificates of Deposit** - A deposit of funds, in a bank or savings and loan association, for a specified term that earns interest at a specified rate or rate formula. CD's may be secured or unsecured. They may be for terms as short as 1 week or as long as or longer than 10 years.

**Commercial Paper** - Unsecured, short-term promissory notes issued by corporations for specific amounts and with specific maturity dates. Commercial Paper may be sold on a discount basis or may bear interest. Terms can be as short as 1 day and usually do not exceed 270 days

**Discount Notes** – Securities that do not pay periodic interest. Investors earn the difference between the discount issue price and the full face value paid at maturity.

**Fair Value** – the amount at which a financial instrument could be exchanged in a current transaction between willing parties, other than in a force or liquidation sale.

**Federal Agencies** – were created to provide credit to various sectors of the economy. They include issuance of discount notes, coupon notes and bonds, and mortgage securities.

**Market Value** - the amount of which an instrument can be sold on a given date, prior to maturity.

**Money Market Mutual Fund** – are interest bearing funds that invest in short term investments so that the funds remain liquid and available to depositors. Such funds will normally include in their investment objectives the maintenance of a stable net asset value. The dollar-weighted average stated maturity of such funds is usually 60 days or less.

**Par Value** – the amount the collateral is worth if it's sold as face value.

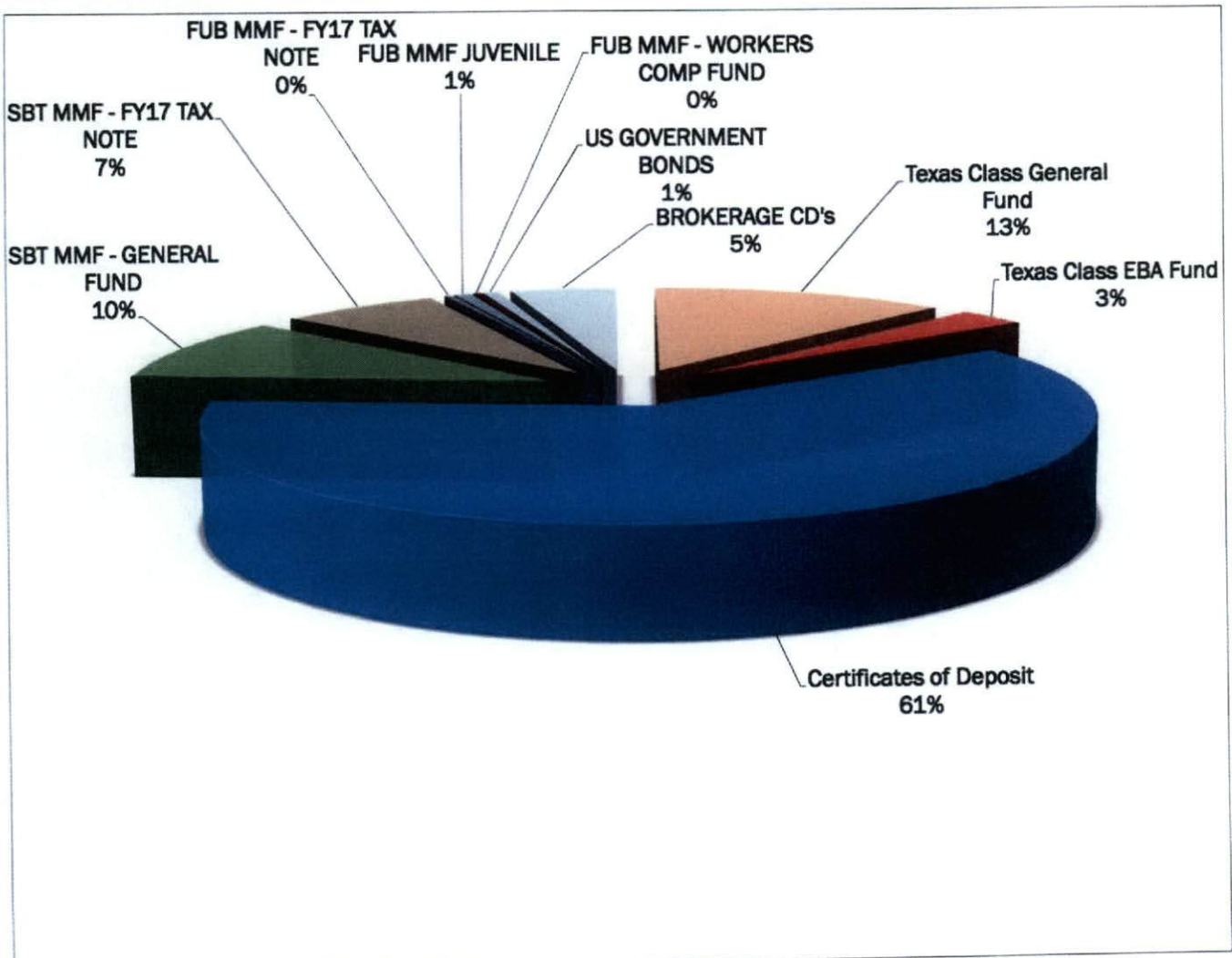
**Repurchase Agreements (Repos)** – are short-term agreements to purchase securities and then, at a specified time, sell them back to the original party at the same price. Repos are agreements, not instruments, and transactions are generally subject to a Master Repurchase Agreement that stipulates the rights and obligations of the parties involved. The securities delivered are considered collateral and are usually treasuries, agencies, or mortgages. A stated "Repo rate" is the rate of interest that may be earned calculated on an actual-day month/360-day year basis.

**Treasury Bills** – are issued at a discount at an auction conducted by the Federal Reserve Bank. Bills may be issued in maturities of 3-months, 6-months, or 1-year. The difference between the face amount at maturity and the discounted amount paid by the investor is the income earned on the security. The market for treasury bills is the most active and most carefully watched sector in the world. Every other type of security trades at a basis spread over treasuries.

**Treasury Notes & Bonds** – are interest-bearing securities with a stated coupon rate issued at or near face value and redeemable at face value. Notes have maturities from 1 to 10 years and bonds have maturities from 10 to 30 years.

**PORTFOLIO BY TYPE OF INVESTMENT ALLOCATION  
AS OF JUNE 30, 2019**

Texas Class General Fund	\$	8,860,553.00
Texas Class EBA Fund	\$	2,067,162.00
Certificates of Deposit	\$	42,752,279.00
SBT MMF - GENERAL FUND	\$	7,070,324.00
SBT MMF - FY17 TAX NOTE	\$	4,709,618.00
FUB MMF - FY17 TAX NOTE	\$	227,027.00
FUB MMF JUVENILE	\$	516,773.00
FUB MMF - WORKERS COMP FUND	\$	207,141.00
US GOVERNMENT BONDS	\$	500,000.00
BROKERAGE CD's	\$	3,175,000.00
<b>TOTAL INVESTMENTS</b>	<b>\$</b>	<b>70,085,877.00</b>



Texas Class balance does not include deposits in transit.

# INTEREST RATES HISTORY BY MONTH AND YEAR

FIRST UNITED BANK						
	2015	2016	2017	2018	2019	
JAN	0.10%	0.10%	0.10%	0.15%	0.15%	
FEB	0.10%	0.10%	0.10%	0.15%	0.15%	
MAR	0.10%	0.10%	0.10%	0.15%	0.15%	
APR	0.10%	0.10%	0.10%	0.15%	0.15%	
MAY	0.10%	0.10%	0.10%	0.15%	0.15%	
<b>JUNE</b>	<b>0.10%</b>	<b>0.10%</b>	<b>0.15%</b>	<b>0.15%</b>	<b>0.17%</b>	
JULY	0.10%	0.10%	0.15%	0.15%		
AUG	0.10%	0.10%	0.15%	0.15%		
SEPT	0.10%	0.10%	0.15%	0.15%		
OCT	0.10%	0.10%	0.15%	0.15%		
NOV	0.10%	0.10%	0.15%	0.15%		
DEC	0.10%	0.10%	0.15%	0.15%		

FUB-MONEY MARKET FUND						
	2015	2016	2017	2018	2019	
JAN	0.15%	0.15%	0.15%	0.25%	0.25%	
FEB	0.15%	0.15%	0.15%	0.25%	0.25%	
MAR	0.15%	0.15%	0.15%	0.25%	0.25%	
APR	0.15%	0.15%	0.15%	0.25%	0.25%	
MAY	0.15%	0.15%	0.19%	0.25%	0.25%	
<b>JUNE</b>	<b>0.15%</b>	<b>0.15%</b>	<b>0.25%</b>	<b>0.25%</b>	<b>0.28%</b>	
JULY	0.15%	0.15%	0.25%	0.25%		
AUG	0.15%	0.15%	0.25%	0.25%		
SEPT	0.15%	0.15%	0.25%	0.25%		
OCT	0.15%	0.15%	0.25%	0.25%		
NOV	0.15%	0.15%	0.25%	0.25%		
DEC	0.15%	0.15%	0.25%	0.25%		

SCHERTZ BANK & TRUST MONEY MARKET FUND						
	2015	2016	2017	2018	2019	
JAN	0.55%	0.55%	0.60%	0.75%	1.76%	
FEB	0.55%	0.55%	0.60%	0.75%	1.76%	
MAR	0.55%	0.55%	0.60%	0.75%	1.76%	
APR	0.55%	0.55%	0.60%	0.75%	1.76%	
MAY	0.55%	0.55%	0.60%	0.75%	1.76%	
<b>JUNE</b>	<b>0.55%</b>	<b>0.60%</b>	<b>0.60%</b>	<b>0.75%</b>	<b>1.76%</b>	
JULY	0.55%	0.60%	0.60%	1.51%		
AUG	0.55%	0.60%	0.60%	1.51%		
SEPT	0.55%	0.60%	0.60%	1.51%		
OCT	0.55%	0.60%	0.60%	1.51%		
NOV	0.55%	0.60%	0.60%	1.51%		
DEC	0.55%	0.60%	0.70%	1.76%		

SCHERTZ BANK & TRUST TAX NOTE SERIES 2017						
				2017	2018	2019
JAN					0.75%	1.51%
FEB					0.75%	1.51%
MAR					0.75%	1.51%
APR					0.75%	1.51%
MAY					0.75%	1.51%
<b>JUNE</b>				<b>0.75%</b>	<b>0.75%</b>	<b>1.51%</b>
JULY				0.75%	1.51%	
AUG				0.75%	1.51%	
SEPT				0.75%	1.51%	
OCT				0.75%	1.51%	
NOV				0.75%	1.51%	
DEC				0.75%	1.51%	

TEXAS CLASS INVESTMENT POOL						
	2015	2016	2017	2018	2019	
JAN	0.11%	0.42%	0.96%	1.56%	2.62%	
FEB	0.11%	0.49%	0.97%	1.62%	2.63%	
MAR	0.12%	0.54%	1.00%	1.75%	2.61%	
APR	0.14%	0.57%	1.06%	1.95%	2.58%	
MAY	0.14%	0.59%	1.09%	2.06%	2.56%	
<b>JUNE</b>	<b>0.15%</b>	<b>0.63%</b>	<b>1.13%</b>	<b>2.16%</b>	<b>2.50%</b>	
JULY	0.16%	0.64%	1.20%	2.24%		
AUG	0.18%	0.70%	1.23%	2.24%		
SEPT	0.19%	0.77%	1.25%	2.26%		
OCT	0.21%	0.83%	1.27%	2.34%		
NOV	0.24%	0.84%	1.30%	2.42%		
DEC	0.29%	0.89%	1.41%	2.50%		

## INTEREST EARNINGS BY FUND VS ACTUAL FY 2018 / 2019

FUND	OCT.2018- JAN.2019 INTEREST	FEB. 2019 - MAY 2019 INTEREST	JUN. 2019 INTEREST EARNED	TOTAL INTEREST YEAR-TO- DATE	ANNUAL BUDGET FY 18-19	YTD DIFFERENCE
<b>GF NON-DEPARTMENTAL</b> 100-409-330-7610	\$ 278,200.98	\$ 512,649.85	\$ 89,442.58	\$ 880,293.41	\$ 600,000.00	\$ 280,293.41
<b>GF TAX ASSESSOR COLLECTOR</b> 100-499-330-7610	\$ 2,639.32	\$ 886.68	\$ 175.84	\$ 3,701.84	\$ 2,000.00	\$ 1,701.84
<b>ROAD &amp; BRIDGE FUND</b> 200-620-330-7610	\$ 15,221.23	\$ 40,627.96	\$ 7,592.10	\$ 63,441.29	\$ 55,000.00	\$ 8,441.29
<b>JUVENILE PROBATION FUND</b> 325-672-330-7610	\$ 690.44	\$ 587.14	\$ 78.25	\$ 1,355.83	\$ 1,900.00	\$ (544.17)
325-672-330-7611	\$ 65.61	\$ 55.90	\$ 52.43	\$ 173.94	\$ 200.00	\$ (26.06)
326-672-330-7610	\$ 12.44	\$ 9.34	\$ 9.67	\$ 31.45	\$ 15.00	\$ 16.45
327-672-330-7610	\$ 28.47	\$ 19.21	\$ 18.26	\$ 65.94	\$ 50.00	\$ 15.94
<b>SHERIFF'S STATE FORFEITURE</b> 403-100-330-7610	\$ 348.59	\$ 268.56	\$ 59.46	\$ 676.61	\$ -	\$ 676.61
<b>SHERIFF'S FEDERAL FORFEITURE</b> 405-100-330-7610	\$ 169.05	\$ 151.34	\$ 33.14	\$ 353.53	\$ -	\$ 353.53
<b>CO. CLERK RECORDS ARCHIVE</b> 411-100-330-7610	\$ 11.59	\$ 3,243.43	\$ 363.00	\$ 3,618.02	\$ 1,000.00	\$ 2,618.02
<b>CONSTABLE 3 STATE FF</b> 453-100-330-7610	\$ 1.86	\$ 1.73	\$ 0.49	\$ 4.08	\$ -	\$ 4.08
<b>GENERAL FUND DEBT SERVICE</b> 600-680-330-7610	\$ 2,788.05	\$ 1,256.09	\$ 304.20	\$ 4,348.34	\$ 5,000.00	\$ (651.66)
<b>TAX NOTE SERIES 2017</b> 701-330-7610	\$ 29,538.98	\$ 27,616.71	\$ 5,525.32	\$ 62,681.01	\$ -	\$ 62,681.01
<b>JAIL COMMISSARY FUND</b> 800-100-330-7610	\$ 85.92	\$ 139.46	\$ 26.92	\$ 252.30	\$ 100.00	\$ 152.30
<b>EMPLOYEE BENEFIT FUND</b> 850-698-330-7610	\$ 30,136.99	\$ 23,456.24	\$ 3,893.69	\$ 57,486.92	\$ 25,000.00	\$ 32,486.92
<b>WORKERS' COMP FUND</b> 855-699-330-7610	\$ 196.29	\$ 200.97	\$ 45.62	\$ 442.88	\$ 1,350.00	\$ (907.12)
<b>TOTAL INTEREST EARNED</b>	<b>\$360,135.81</b>	<b>\$611,170.61</b>	<b>\$107,620.97</b>	<b>\$1,078,927.39</b>	<b>\$ 691,615.00</b>	<b>\$ 387,312.39</b>

*\*Interest earned includes all investment interest (both Texas Class and Certificates of Deposit) and interest earned on all demand deposit accounts and Money Market Fund accounts.*

**GENERAL LEDGER INVESTMENT RECONCILIATIONS ENDING JUNE 30, 2019**

**FIRST UNITED BANK MMF GENERAL LEDGER INVESTMENTS**

FUND	ACCOUNT NAME	BEGINNING BALANCE	TOTAL DEPOSITS	TOTAL WITHDRAWALS	TOTAL INTEREST	INTERFUND **DEPOSITS	INTER- **FUND W/D	ENDING BALANCE
325	JUVENILE PROBATION	\$ 636,660.45	\$ -	\$ (120,000.00)	\$ 112.99	\$ -	\$ -	\$ 516,773.44
	<b>SUB-TOTAL</b>	<b>\$ 636,660.45</b>	<b>\$ -</b>	<b>\$ (120,000.00)</b>	<b>\$ 112.99</b>	<b>\$ -</b>	<b>\$ -</b>	<b>\$ 516,773.44</b>
701	TAX NOTES SERIES 2017	\$ 68,605.64	\$ 500,000.00	\$ (341,629.18)	\$ 50.69	\$ -	\$ -	\$ 227,027.15
	<b>SUB-TOTAL</b>	<b>\$ 68,605.64</b>	<b>\$ 500,000.00</b>	<b>\$ (341,629.18)</b>	<b>\$ 50.69</b>	<b>\$ -</b>	<b>\$ -</b>	<b>\$ 227,027.15</b>
855	WORKER'S COMP	\$ 207,101.52	\$ -	\$ -	\$ 39.72	\$ -	\$ -	\$ 207,141.24
	<b>SUB-TOTAL</b>	<b>\$ 207,101.52</b>	<b>\$ -</b>	<b>\$ -</b>	<b>\$ 39.72</b>	<b>\$ -</b>	<b>\$ -</b>	<b>\$ 207,141.24</b>
	<b>GRAND-TOTAL</b>	<b>\$ 912,367.61</b>	<b>\$ 500,000.00</b>	<b>\$ (461,629.18)</b>	<b>\$ 203.40</b>	<b>\$ -</b>	<b>\$ -</b>	<b>\$ 950,941.83</b>

**TEXAS CLASS GENERAL LEDGER INVESTMENTS**

FUND	ACCOUNT NAME	BEGINNING BALANCE	TOTAL DEPOSITS	TOTAL WITHDRAWALS	TOTAL INTEREST	INTERFUND **DEPOSITS	INTER- **FUND W/D	ENDING BALANCE
100	GENERAL FUND	\$ 5,552,873.89	\$ 263,876.85	\$ (6,207.30)	\$ 17,819.24	\$ -	\$ -	\$ 5,828,362.68
200	ROAD & BRIDGE	\$ 2,822,952.11	\$ 43,006.45	\$ -	\$ 5,903.10	\$ -	\$ -	\$ 2,871,861.66
600	DEBT SERVICE	\$ 145,518.07	\$ 14,506.65	\$ -	\$ 304.20	\$ -	\$ -	\$ 160,328.92
850	EMPLOYEE BENEFITS	\$ 1,563,359.27	\$ 500,000.00	\$ -	\$ 3,802.28	\$ -	\$ -	\$ 2,067,161.55
	<b>GRAND-TOTAL</b>	<b>\$ 10,084,703.34</b>	<b>\$ 821,389.95</b>	<b>\$ (6,207.30)</b>	<b>\$ 27,828.82</b>	<b>\$ -</b>	<b>\$ -</b>	<b>\$ 10,927,714.81</b>

**SCHERTZ BANK & TRUST MMF GENERAL LEDGER INVESTMENTS**

FUND	ACCOUNT NAME	BEGINNING BALANCE	TOTAL DEPOSITS	TOTAL WITHDRAWALS	TOTAL INTEREST	INTERFUND **DEPOSITS	INTER- **FUND W/D	ENDING BALANCE
100	GENERAL FUND	\$ 4,448,875.42	\$ -	\$ (2,029.20)	\$ 9,478.94	\$ -	\$ -	\$ 4,456,325.16
200	ROAD & BRIDGE FUND	\$ 1,008,738.61	\$ -	\$ -	\$ 1,689.00	\$ -	\$ -	\$ 1,010,427.61
411	COUNTY CLERK	\$ 203,230.95	\$ -	\$ -	\$ 340.20	\$ -	\$ -	\$ 203,571.15
600	DEBT SERVICE	\$ 500,000.00	\$ -	\$ -	\$ -	\$ -	\$ -	\$ 500,000.00
700	CAPITOL PROJECT FUND	\$ 900,000.00	\$ -	\$ -	\$ -	\$ -	\$ -	\$ 900,000.00
701	TAX NOTES SERIES 2017	\$ 5,204,143.61	\$ -	\$ (500,000.00)	\$ 5,474.63	\$ -	\$ -	\$ 4,709,618.24
	<b>GRAND-TOTAL</b>	<b>\$ 12,264,988.59</b>	<b>\$ -</b>	<b>\$ (502,029.20)</b>	<b>\$ 16,982.77</b>	<b>\$ -</b>	<b>\$ -</b>	<b>\$ 11,779,942.16</b>

**MULTI-BANK SECURITIES GENERAL LEDGER INVESTMENTS**

FUND	ACCOUNT NAME	BEGINNING BALANCE	TOTAL DEPOSITS	TOTAL WITHDRAWALS	TOTAL INTEREST	INTERFUND **DEPOSITS	INTER- **FUND W/D	ENDING BALANCE
100	GENERAL FUND	\$ 2,715,000.00	\$ -	\$ (392.81)	\$ 743.15	\$ -	\$ -	\$ 2,715,350.34
	<b>GRAND-TOTAL</b>	<b>\$ 2,715,000.00</b>	<b>\$ -</b>	<b>\$ (392.81)</b>	<b>\$ 743.15</b>	<b>\$ -</b>	<b>\$ -</b>	<b>\$ 2,715,350.34</b>

**HILLTOP SECURITIES GENERAL LEDGER INVESTMENTS**

FUND	ACCOUNT NAME	BEGINNING BALANCE	TOTAL DEPOSITS	TOTAL WITHDRAWALS	TOTAL INTEREST	INTERFUND **DEPOSITS	INTER- **FUND W/D	ENDING BALANCE
100	GENERAL FUND	\$ -	\$ 960,000.00	\$ -	\$ -	\$ -	\$ -	\$ 960,000.00
	<b>GRAND-TOTAL</b>	<b>\$ -</b>	<b>\$ 960,000.00</b>	<b>\$ -</b>	<b>\$ -</b>	<b>\$ -</b>	<b>\$ -</b>	<b>\$ 960,000.00</b>

INTERFUND TRANSACTIONS ARE MADE WITHIN THE GEN. LEDGER ACCTS. TO COVER PAYMENTS FOR CAPITAL PROJECTS.

**GENERAL LEDGER BANK RECONCILIATION BALANCES AS OF 06/30/2019**

FUND	ACCT #	FIRST UNITED BANK		SCHERTZ BANK	TXCLASS		
		ACCOUNTS	MONEY MARKET	MONEY MARKET	ACCOUNTS		
ADULT PROBATION ACCONT	XX5250	\$	265,252.33				
FIRST UNITED GENERAL FUND	XX3313	\$	750,185.89				
PAYROLL ACCT.	XX4824	\$	469,373.61				
JUVENILE PROBATION	XX2308	\$	812,301.67				
SHERIFF'S FORFEITURE	XX4867	\$	732,467.78				
STATE FORFEITURE PROCEEDS PCT 3	XX3844	\$	3,316.50				
FIRST UNITED EMPLOYEE BENEFIT	XX4645	\$	652,303.11				
FSA-AFLAC	XX2748	\$	39,853.04				
JURY FUND	XX6317	\$	10,948.06				
CHILD PROTECTION	XX4832	\$	27,436.75				
FEMA HOME ELEVATION GRANT	XX6491	\$	305,307.86				
BAIL BOND SECURITY	XX6475	\$	181,143.32				
TRANSPORTATION CODE SEC 601.123	XX6203	\$	110,000.00				
INVESTMENT ACCOUNT - MBS	XX7229	\$	33,908.81				
ADULT PROBATION MMF	XXX258		\$	461,921.24			
FUB TAX NOTE SERIES 2017 MMF	XX5581		\$	227,027.15			
JUVENILE PROBATION MMF	XX6266		\$	516,773.44			
WORKER'S COMP MMF	XXX274		\$	207,141.24			
SBT GENERAL FUND	XXX697			\$	7,070,323.92		
SBT TAX NOTE SERIES 2017	XX6236			\$	4,709,618.24		
TXCLASS EMPLOYEE BENEFIT MMF	XX0003				\$	2,067,161.55	
TXCLASS GENERAL FUND	XX0002				\$	8,860,553.26	
<b>TOTAL CASH BALANCES</b>		<b>\$</b>	<b>4,393,798.73</b>	<b>\$</b>	<b>11,779,942.16</b>	<b>\$</b>	<b>10,927,714.81</b>
<b>GENERAL LEDGER BANK BALANCES</b>							
<b>AS OF 06/30/2019</b>				<b>\$ 28,514,318.77</b>			

**GUADALUPE COUNTY CERTIFICATES OF DEPOSIT INVESTMENT PORTFOLIO AS OF  
JUNE 30, 2019**

**Certificates of Deposit**

Description	Purchase Date	Maturity Date	Interest Rate	Beginning Principal Balance	Interest Paid	Ending Market Value
FNBB XXXX453	07/16/18	09/16/19	2.32%	\$ 1,273,831.87	\$ 2,270.58	\$ 1,276,102.45
FUB XXXX703	08/03/18	10/03/19	2.70%	\$ 1,020,181.46	\$ 2,339.43	\$ 1,022,520.89
FUB XXXX738	08/03/18	02/03/20	2.80%	\$ 1,021,138.43	\$ 2,428.35	\$ 1,023,566.78
FUB XXXX805	08/11/17	08/11/19	1.66%	\$ 2,058,840.64	\$ 2,902.68	\$ 2,061,743.32
FUB XXXX772	03/06/19	09/06/20	2.83%	\$ 1,507,102.77	\$ 3,622.41	\$ 1,510,725.18
FUB XXXX756	03/06/19	05/06/20	2.72%	\$ 1,506,826.38	\$ 3,480.97	\$ 1,510,307.35
FUB XXXX780	03/06/19	03/06/21	3.00%	\$ 2,010,039.96	\$ 5,121.47	\$ 2,015,161.43
MSB XXXX096	04/23/18	10/23/19	1.95%	\$ 1,021,309.50	\$ 1,691.45	\$ 1,023,000.95
MSB XXXX097	05/01/18	11/01/19	1.95%	\$ 1,019,675.22	\$ 1,688.75	\$ 1,021,363.97
MSB XXXX099	05/10/18	05/10/20	2.60%	\$ 2,052,624.12	\$ 4,386.42	\$ 2,057,010.54
MSB XXXX146	02/17/19	02/17/20	2.65%	\$ 2,516,188.90	\$ 5,663.14	\$ 2,521,852.04
MSB XXXX147	02/17/19	02/17/21	3.00%	\$ 2,518,332.25	\$ 6,416.57	\$ 2,524,748.82
MSB XXXX378	08/05/18	02/05/20	2.50%	\$ 1,093,257.16	\$ 2,321.30	\$ 1,095,578.46
SBT XXX0204 - EBA	07/31/17	07/31/19	2.25%	\$ 1,061,616.67	\$ -	\$ 1,061,616.67
SBT XXXX248	08/06/18	02/06/20	2.80%	\$ 1,587,734.48	\$ -	\$ 1,587,734.48
SBT XXXX250	08/07/17	08/07/19	1.66%	\$ 2,110,865.90	\$ -	\$ 2,110,865.90
SBT XXXX257	02/14/18	02/12/20	1.66%	\$ 2,619,237.43	\$ -	\$ 2,619,237.43
SBT XXXX281	02/16/19	02/16/20	2.80%	\$ 2,067,686.58	\$ -	\$ 2,067,686.58
SBT XXXX306	02/15/19	08/15/20	3.00%	\$ 1,545,384.70	\$ -	\$ 1,545,384.70
SBT XXXX412	02/14/19	08/13/19	2.00%	\$ 1,004,884.62	\$ 1,706.93	\$ 1,006,591.55
SBT XXXX413	02/14/19	11/14/19	2.25%	\$ 2,513,740.84	\$ 4,803.66	\$ 2,518,544.50
SBT XXXX414	02/14/19	02/14/20	2.80%	\$ 2,517,107.32	\$ 5,985.89	\$ 2,523,093.21
SBT XXXX415	02/14/19	08/14/20	2.80%	\$ 2,517,107.32	\$ 5,985.89	\$ 2,523,093.21
SBT XXXX416	02/14/19	02/14/21	3.00%	\$ 2,518,332.25	\$ 6,416.57	\$ 2,524,748.82
<b>CD Totals ending 06/30/2019</b>				<b>\$ 42,683,046.77</b>	<b>\$ 69,232.46</b>	<b>\$ 42,752,279.23</b>

Benchmark: Average 90 day Treasury Bill 2.08%

- \*NEW CD
- \*RENEWED CD
- \*REDEEMED CD

FUB - FIRST UNITED BANK TOTAL GL	MSB - MARION STATE BANK TOTAL GL
\$ 9,144,024.95	\$ 10,243,554.78
FNBB - FIRST NATIONAL BANK OF BEEVILLE	SBT - SCHERTZ BANK & TRUST TOTAL GL
\$ 1,276,102.45	\$ 22,088,597.05

# GUADALUPE COUNTY INVESTMENT PORTFOLIO AS OF JUNE 30, 2019

## HILLTOP SECURITIES INVESTMENTS

Issuer	Cusip	Settlement Date	Face Amount	Maturity Date	Interest Pays	Interest Rate	Beginning Account Value	Interest & Principal Paid	Withdrawals	Deposits (Cash & Securities)	(1) Net Change in Portfolio	Ending Principle & Book Value	Ending Account & Market Value
GOLDMAN SACHS BANK USA	38149MCA9	6/26/2019	\$ 240,000.00	6/26/2020	MAT	2.00%	\$ 240,000.00	\$ -	\$ -	\$ -	\$ (416.40)	\$ 240,000.00	\$ 239,583.60
ALLY BANK	02007GKJ1	6/27/2019	\$ 240,000.00	6/28/2021	SEMI ANNUALLY	2.15%	\$ 240,000.00	\$ -	\$ -	\$ -	\$ (248.88)	\$ 240,000.00	\$ 239,751.12
LUANA SAVINGS BANK	549104HB6	7/5/2019	\$ 240,000.00	7/2/2020	MAT	2.00%	\$ 240,000.00	\$ -	\$ -	\$ -	\$ (173.28)	\$ 240,000.00	\$ 239,826.72
FIRST MIDWEST BANK	32086WAV1	7/12/2019	\$ 240,000.00	7/12/2021	MONTHLY	2.10%	\$ 240,000.00	\$ -	\$ -	\$ -	\$ 48.00	\$ 240,000.00	\$ 240,048.00
<b>Total Certificates of Deposit Ending Account Value:</b>			<b>\$ 960,000.00</b>				<b>\$ 960,000.00</b>	<b>\$ -</b>	<b>\$ -</b>	<b>\$ -</b>	<b>\$ (790.56)</b>	<b>\$ 960,000.00</b>	<b>\$ 959,209.44</b>
Cash, Withdrawals & Deposits							\$ -			\$ (27.80)			
<b>TOTAL PORTFOLIO HOLDINGS</b>							<b>\$ 960,000.00</b>	<b>\$ -</b>	<b>\$ -</b>	<b>\$ (27.80)</b>	<b>\$ (790.56)</b>	<b>\$ 960,000.00</b>	<b>\$ 959,209.44</b>

\$27.80 fees for the purchase of CD's will be absorbed by NatAlliance and credited back in July.

(1) Net Chang in Portfolio is the difference between the ending account value and beginning account value after activity.

## MULTI-BANK SECURITIES INVESTMENTS

Issuer	Cusip	Settlement Date	Face Amount	Maturity Date	Interest Pays	Interest Rate	Beginning Account Value	Interest & Principal Paid	Withdrawals	Deposits (Cash & Securities)	(1) Net Change in Portfolio	Ending Principle & Book Value	Ending Account & Market Value
TOUCHMARK NATL BK	89155MAZ0	7/28/2017	\$ 250,000.00	7/29/2019	Monthly	1.65%	\$ 249,717.50	\$ -	\$ -	\$ -	\$ 150.00	\$ 250,000.00	\$ 249,867.50
WELLS FARGO BK N A	949763JN7	7/19/2017	\$ 250,000.00	7/20/2020	Monthly	1.85%	\$ 248,292.50	\$ 392.81	\$ (392.81)	\$ -	\$ 852.50	\$ 250,000.00	\$ 249,145.00
ALLY BANK	02007GCN1	5/10/2018	\$ 245,000.00	5/11/2020	Semi Annually	2.70%	\$ 245,578.20	\$ -	\$ -	\$ -	\$ 521.85	\$ 245,000.00	\$ 246,100.05
CITIBANK, NATL ASSOC	17312QL56	5/11/2018	\$ 245,000.00	5/11/2020	Semi Annually	2.70%	\$ 245,578.20	\$ -	\$ -	\$ -	\$ 521.85	\$ 245,000.00	\$ 246,100.05
DISCOVER BANK	254673PN0	5/16/2018	\$ 245,000.00	5/18/2020	Semi Annually	2.70%	\$ 245,588.00	\$ -	\$ -	\$ -	\$ 539.00	\$ 245,000.00	\$ 246,127.00
GOLDMAN SACHS BANK	38148PK89	5/16/2018	\$ 245,000.00	5/18/2020	Semi Annually	2.75%	\$ 245,703.15	\$ -	\$ -	\$ -	\$ 531.65	\$ 245,000.00	\$ 246,234.80
MORGAN STANLEY BANK	6174MY39	5/17/2018	\$ 245,000.00	5/18/2020	Semi Annually	2.75%	\$ 245,703.15	\$ -	\$ -	\$ -	\$ 531.65	\$ 245,000.00	\$ 246,234.80
MS PRIVATE BANK	61760ALB3	5/17/2018	\$ 245,000.00	5/18/2020	Semi Annually	2.70%	\$ 245,588.00	\$ -	\$ -	\$ -	\$ 539.00	\$ 245,000.00	\$ 246,127.00
TOWNE BANK	89214PBN8	5/24/2018	\$ 245,000.00	5/26/2020	Semi Annually	2.70%	\$ 245,597.80	\$ -	\$ -	\$ -	\$ 558.60	\$ 245,000.00	\$ 246,156.40
<b>Total Certificates of Deposit Ending Account Value:</b>			<b>\$ 2,215,000.00</b>				<b>\$ 2,217,346.50</b>	<b>\$ 392.81</b>	<b>\$ (392.81)</b>	<b>\$ -</b>	<b>\$ 4,746.10</b>	<b>\$ 2,215,000.00</b>	<b>\$ 2,222,092.60</b>
FEDERAL FARM CR BANK	3133EJMH9	5/9/2018	<b>BOND CALLED</b>	4/26/2021	Semi Annually	2.72%	\$ -	\$ -	\$ -	\$ -	\$ -	\$ -	\$ -
FEDERAL HOME LN MTG	3134GSHT5	5/9/2018	\$ 500,000.00	7/30/2020	Semi Annually	2.50%	\$ 500,260.00	\$ -	\$ -	\$ -	\$ (115.00)	\$ 500,000.00	\$ 500,145.00
<b>Total U.S. Government Bonds:</b>			<b>\$ 500,000.00</b>				<b>\$ 500,260.00</b>	<b>\$ -</b>	<b>\$ -</b>	<b>\$ -</b>	<b>\$ (115.00)</b>	<b>\$ 500,000.00</b>	<b>\$ 500,145.00</b>
<b>TOTAL FIXED INCOME</b>			<b>\$ 2,715,000.00</b>				<b>\$ 2,717,606.50</b>	<b>\$ 392.81</b>	<b>\$ (392.81)</b>	<b>\$ -</b>	<b>\$ 4,631.10</b>	<b>\$ 2,715,000.00</b>	<b>\$ 2,722,237.60</b>
Cash, Withdrawals and Deposits							\$ -	\$ -	\$ -	\$ 350.34	\$ -	\$ -	\$ 350.34
<b>TOTAL PORTFOLIO HOLDINGS</b>							<b>\$ 2,717,606.50</b>	<b>\$ 392.81</b>	<b>\$ (392.81)</b>	<b>\$ 350.34</b>	<b>\$ 4,631.10</b>	<b>\$ 2,715,000.00</b>	<b>\$ 2,722,587.94</b>

(1) Net Chang in Portfolio is the difference between the ending account value and beginning account value after activity.



# GUADALUPE COUNTY INVESTMENT PORTFOLIO AS OF JUNE 30, 2019

## TEXASCLASS AND MMF INVESTMENTS

Description	Account Type	Interest Paid	Interest Rate	Beginning Principal	Contributions	Deposits in Transit	Withdrawals	Monthly Interest Paid	Ending Book Value
General Fund TexasClass TX-XX-0002	Investment Pool	Monthly	2.50%	\$ 8,442,977.82	\$ 347,593.31	\$ 52,162.89	\$ -	\$ 17,819.24	\$ 8,860,553.26
EBA TexasClass TX-XX-0003	Investment Pool	Monthly	2.50%	\$ 1,563,359.27	\$ 500,000.00	\$ -	\$ -	\$ 3,802.28	\$ 2,067,161.55
Juvenile Probation MMF - FUB	Collateralized MMF	Monthly	0.28%	\$ 636,660.45	\$ -	\$ -	\$ (120,000.00)	\$ 112.99	\$ 516,773.44
Workers' Comp MMF - FUB	Collateralized MMF	Monthly	0.25%	\$ 207,101.52	\$ -	\$ -	\$ -	\$ 39.72	\$ 207,141.24
General Fund MMF - SBT	FHLB Letter of Credit	Monthly	1.76%	\$ 7,060,844.98	\$ -	\$ -	\$ -	\$ 9,478.94	\$ 7,070,323.92
Tax Note Series 2017 MMF - SBT	FHLB Letter of Credit	Monthly	1.51%	\$ 5,204,143.61	\$ -	\$ -	\$ (500,000.00)	\$ 5,474.63	\$ 4,709,618.24
Tax Note Series 2017 MMF - FUB	Collateralized MMF	Monthly	0.28%	\$ 68,605.64	\$ 500,000.00	\$ (750.00)	\$ (340,879.18)	\$ 50.69	\$ 227,027.15
				<b>\$ 23,183,693.29</b>	<b>\$ 1,347,593.31</b>	<b>\$ 51,412.89</b>	<b>\$ (860,879.18)</b>	<b>\$ 36,778.49</b>	<b>\$ 23,658,598.80</b>

**Attachments:**

**TAC Continuing Education**

**Attachment A:**  
**Continuing Education Hours**

# TEXAS ASSOCIATION OF COUNTIES

## COUNTY INVESTMENT ACADEMY CONTINUING EDUCATION

Reporting Period: 01/01/2019 - 12/31/2019

---

Hon. Linda J. Douglass	ID:	12281
Treasurer	Phone:	30) 303-4188 x1338
Guadalupe County	Fax:	(830) 303-5757
307 W Court St Ste 206	Enrollment Date:	10/12/2002
Seguin, TX 78155-5701		

---

The Texas Association of Counties County Investment Academy and its continuing education requisites exceed the investment training for local government education education mandates as outlined in Section 2256.008 of the Public Funds Investment Act, revision effective September 1, 1998.

The requirements for the program are 15 hours required, 5 outside hours allowed and a max of 5 hours can be carried forward.

1/1/19	Excess hours carried from 2018	5.00
4/18/19	47th Annual County Treasurers' Continuing Education	5.00
6/5/19	2019 Conference of the County Investment Academy	15.00

<b>Total TAC Hours for year:</b>	<b>20.00</b>
<b>Applicable Outside Hours:</b>	<b>5.00</b>
<b>Total Hours for year:</b>	<b>25.00</b>

You have completed your program.

You have met your 2019 annual County Investment Academy education requirement.

You may carry forward 5.00 hours to the next reporting period.

# TEXAS ASSOCIATION OF COUNTIES

## PUBLIC FUNDS INVESTMENT ACT CONTINUING EDUCATION

Reporting Period: 1/1/19 - 12/31/20

---

Hon. Linda J. Douglass  
Treasurer  
Guadalupe County  
307 W Court St Ste 206  
Seguin, TX 78155-5701

ID: 12281  
Phone:(30) 303-4188 x1338  
Fax: (830) 303-5757

---

The requirements for the program are 10 hours of continuing education every 2 years. No hours may be carried forward to the next period.

6/5/19	2019 Conference of the County Investment Academy	15.00
4/18/19	47th Annual County Treasurers' Continuing Education	5.00

**Total Hours for Period: 20.00**

You have completed your program.

You have met your 2019 - 2020 Public Funds Investment Act education requirement.

ROUD - CO TREASURER  
AUG 1 '19 16:30:44

TEXAS ASSOCIATION OF COUNTIES  
COUNTY TREASURERS' ASSOCIATION OF TEXAS  
CONTINUING EDUCATION

Reporting Period: 01/01/2019 - 12/31/2019

---

Hon. Linda J. Douglass  
Treasurer  
Guadalupe County  
307 W Court St Ste 206  
Seguin, TX 78155-5701

ID: 12281  
Phone: (303) 303-4188 x1338  
Fax: (830) 303-5757

---

The requirements for the program are 20 hours of continuing education annually, at least 10 of which must be taken at an accredited public institution of higher education. The remaining required hours must be certified by an accredited public institution of higher education. A maximum of 10 hours can be carried forward to the next period.

1/1/19	Excess hours carried from 2018	10.00
2/22/19	Leadership 254 - Module 1	18.00
4/18/19	47th Annual County Treasurers' Continuing Education	20.00
5/31/19	Leadership 254 - Module 2	15.50
6/5/19	2019 Conference of the County Investment Academy	15.00

**Total Accredited Hours: 30.00**  
**Total Outside Hours: 48.50**  
**Total Hours for Year: 78.50**

You have completed your program.

You have met your 2019 County Treasurers' Association of Texas education requirement.

You may carry forward 10.00 hours to the next reporting period.

ROVD - CO TREASURER  
NOV 1 19 AM 3:40

# TEXAS ASSOCIATION OF COUNTIES

## COUNTY INVESTMENT ACADEMY CONTINUING EDUCATION

Reporting Period: 01/01/2019 - 12/31/2019

---

Ms. Jacqueline Zambrano	ID:	244281
Treasurers' Administrative Assistant	Phone:	(830) 303-8868
Guadalupe County	Fax:	
307 W Court St STE 206	Enrollment Date:	04/27/2017
Seguin, TX 78155-5701		

---

The Texas Association of Counties County Investment Academy and its continuing education requisites exceed the investment training for local government education education mandates as outlined in Section 2256.008 of the Public Funds Investment Act, revision effective September 1, 1998.

The requirements for the program are 15 hours required, 5 outside hours allowed and a max of 5 hours can be carried forward.

1/1/19	Excess hours carried from 2018	5.00
4/18/19	47th Annual County Treasurers' Continuing Education	5.00
6/5/19	2019 Conference of the County Investment Academy	15.00

<b>Total TAC Hours for year:</b>	<b>20.00</b>
<b>Applicable Outside Hours:</b>	<b>5.00</b>
<b>Total Hours for year:</b>	<b>25.00</b>

You have completed your program.

You have met your 2019 annual County Investment Academy education requirement.

You may carry forward 5.00 hours to the next reporting period.

**Attachment B:**  
**Certificates of Completion**





Emmett & Miriam  
**McCoy**  
College of Business Administration

TEXAS ASSOCIATION OF COUNTIES  
Certificate of Attendance  
presented to

**Linda Douglass**

MEMBER, COUNTY INVESTMENT ACADEMY

for completion of 15 hours of instruction specific to investment education that satisfies Section 2256.008 of the Texas Public Funds Investment Act. This ongoing commitment to continuing education provides maximum benefit to

**Guadalupe County**

2019 Conference of the County Investment Academy

June 3-5, 2019 • Omni la Mansion del Rio River Walk

*Larry Gallardo*

Hon. Larry Gallardo, President

*Susan M Redford*

Susan M. Redford, Executive Director



Emmett & Miriam  
**McCoy**  
College of Business Administration

TEXAS ASSOCIATION OF COUNTIES

## Certificate of Attendance

presented to

# Jacqueline Zambrano

MEMBER, COUNTY INVESTMENT ACADEMY

for completion of 15 hours of instruction specific to investment education that satisfies Section 2256.008 of the Texas Public Funds Investment Act. This ongoing commitment to continuing education provides maximum benefit to

## Guadalupe County

### 2019 Conference of the County Investment Academy

June 3-5, 2019 • Omni la Mansion del Rio River Walk

Handwritten signature of Larry Gallardo in cursive.

Hon. Larry Gallardo, President

Handwritten signature of Susan M. Redford in cursive.

Susan M. Redford, Executive Director