

Guadalupe County Treasurer's Monthly and Investment Report

For the Month Ended
April 30, 2024

Submitted by
Honorable Linda Douglass
Guadalupe County Treasurer


Table of Contents

Treasurer's Monthly Report

Treasurer's Letter of Transmittal	Page 2
Certification by County Treasurer	Page 3
Affidavit	Page 4
Statement of Receipts and Disbursements & Investments	Page 5-5(a)
Debt Service Schedule	Page 6
Monthly Departmental Revenues FY 23/24	Page 7
County Sales and Use Tax Comparison Summary 2023/2024	Page 8
Departmental Compensatory Time Liability Report	Page 9
Payroll History Report	Page 10
TCDRS Monthly Report	Page 11
Annual Juror Donations and Charities	Page 12

Treasurer's Investment Report

General Statement	Page 13
Cash Balances	Page 14
Collateral Adequacy	Page 14
Investment Strategy	Page 14-15
Description of Investment Instruments	Page 16
Portfolio by Type of Investment	Page 17
Interest Rates History by Month and Year	Page 18
Interest Earnings by Fund	Page 19
General Ledger Bank Reconciliations Cash in Bank	Page 20
Guadalupe County Investment Portfolio	Page 21
Guadalupe County Agency Portfolio	Page 22-22(a)
Guadalupe County Account Statement TEXAS CLASS	Page 23



June 11, 2024

To: County Judge Kyle Kutscher and Commissioners' Court
From: Honorable Linda Douglass, Guadalupe County Treasurer
Re: Treasurer's Monthly and Investment Report Ending April 30, 2024

Honorable Members of the Commissioners' Court:

This report was prepared by the County Treasurer and is hereby submitted to Commissioners' Court to meet statutory requirements as required by the Texas Local Government Code Section 114.026, money received and disbursed; debts due to and owed by the county; and all other proceedings in the County Treasurer's office for the period from April 1, 2024, through April 30, 2024.

In accordance with the provisions of Government Code 2256.023, the Public Funds Investment Act, which require at least quarterly reporting of investment transactions for county funds to the Commissioners' Court. The investments held in Guadalupe County's portfolio comply with the Public Funds Investment Act and Guadalupe County Investment Policy and Strategies.

The books and accounts of the County Treasurer are available to Commissioners' Court for inspection and examination, as desired. This report is also filed with the County Clerk as the official Records Management Officer for Guadalupe County.

Should you have any questions concerning the information provided in this report or request for additional information, please feel free to contact me at (830) 303-4188, ext. 1338 or by email at lindad@co.guadalupe.tx.us.

Respectfully Submitted,

Linda Douglass

Honorable Linda Douglass, CCT, CIO
Guadalupe County Treasurer

CERTIFICATION BY COUNTY TREASURER

THE STATE OF TEXAS §

COUNTY OF GUADALUPE §

June 11, 2024

I, the undersigned, County Treasurer of Guadalupe County, Texas, do hereby swear and affirm that the attached Guadalupe County Treasurer's Monthly and Investment Report to be a true and correct statement, to the best of my knowledge, of all accounts under the control of Guadalupe County Treasurer for the month ended April 30, 2024.


Linda Douglass

Honorable Linda Douglass, CCT, CIO
Guadalupe County Treasurer

THE STATE OF TEXAS
THE COUNTY OF GUADALUPE

This instrument was sworn and subscribed before me on this 5th day of June, 2024.

Seal



Mirsha Palomares

Notary Public

A F F I D A V I T
COUNTY TREASURER'S MONTHLY AND INVESTMENT REPORT FOR
THE MONTH ENDED APRIL 30, 2024


WHEREAS, in accordance with Section §114.026 of the Texas Local Government Code, the County Treasurer shall make a detailed report of money received and disbursed; debts due to and owed by the county, and all other proceedings in the Treasurer's office shall be presented at the regular meeting of the Commissioners Court.

We the undersigned hereby certify and approve to the best of our knowledge and belief, that the attached information is a true and a complete list of all amounts received and paid from each fund since the County Treasurer's preceding report, and any balance remaining in the Treasurer's hand on the said 30TH day of April 2024.

FURTHER, the amount of cash and other assets that were in the custody of the County Treasurer at the time of the examination was **\$ 168,849,835.00** as the Guadalupe County Investment Officer. This report has been prepared in compliance with the Local Government Code 116.112 and in accordance with Government Code, Subchapter A, Chapter 2256, of the Public Funds Investment Act.

THEREFORE, in accordance with Texas Local Government Code Section 114.026 and Section 116.112, I hereby submit my April 2024 reports as required by law for the Guadalupe County Commissioners' Court review and approval.

Submitted by:



Honorable Linda Douglass, Guadalupe County Treasurer


APPROVED this 11th day of June 2024



Kyle Kutscher
County Judge




Greg Seidenberger
Commissioner Pct. 1




Michael Carpenter
Commissioner Pct. 3




ATTEST:



Teresa Kiel
County Clerk



Drew Engelke
Commissioner Pct. 2



Stephen Germann
Commissioner Pct. 4

A complete detail copy of the Treasurer's Report is available in the County Treasurer's office, or an official copy may be purchased at the County Clerk's office. The County Clerk is the official custodian of the Commissioners Court records.

GUADALUPE COUNTY, TEXAS
Combined Statement of Receipts & Disbursements
From Date: 4/1/2024 - To Date: 4/30/2024

Fund	Description	Beginning Balance	Total Debits	Total Credits	Ending Balance
100	GENERAL FUND	(\$16,353,810.82)	\$13,737,094.86	\$13,071,380.76	(\$15,688,096.72)
200	ROAD & BRIDGE	\$1,866,094.85	\$244,846.37	\$768,640.13	\$1,342,301.09
400	LAW LIBRARY	\$202,110.10	\$8,073.41	\$1,769.20	\$208,414.31
403	SHERIFF'S STATE	\$304,726.42	\$13,764.05	\$30,026.73	\$288,463.74
405	SHERIFF'S FEDERAL	\$66,833.10	\$26.73	\$14,743.00	\$52,116.83
408	FIRE CODE INSPECTION	\$345,593.23	\$46,687.51	\$22,712.94	\$369,567.80
409	SHERIFF'S DONATION	\$9,141.11	\$0.00	\$149.00	\$8,992.11
410	COUNTY CLERK	\$525,792.86	\$28,650.00	\$22,158.00	\$532,284.86
411	CO. CLERK RECORDS	\$268,520.83	\$28,441.30	\$0.00	\$296,962.13
412	COUNTY RECORDS	\$31,406.39	\$1,265.42	\$0.00	\$32,671.81
413	VITAL STATISTICS	\$28,257.47	\$718.00	\$0.00	\$28,975.47
414	COURTHOUSE SECURITY	\$281,320.06	\$7,922.34	\$4,744.45	\$284,497.95
415	DISTRICT CLERK	\$12,294.35	\$37.57	\$0.00	\$12,331.92
416	JUSTICE COURT	\$142,897.22	\$2,413.93	\$7,469.56	\$137,841.59
417	CO & DIST COURT	\$32,293.88	\$199.02	\$0.00	\$32,492.90
418	JP JUSTICE COURT	\$9,199.34	\$72.74	\$79.47	\$9,192.61
420	SURPLUS FUNDS	\$112,921.96	\$200.00	\$2,848.89	\$110,273.07
422	HAVA FUND	\$0.00	\$0.00	\$0.00	\$0.00
430	COURT REPORTER	\$95,402.40	\$5,863.44	\$3,373.96	\$97,891.88
431	CHILD ABUSE PREVENTION	\$84,218.92	\$86.83	\$0.00	\$84,305.75
432	DIST CLK RECORDS	\$7,830.53	\$27.05	\$0.00	\$7,857.58
433	COURT RECORDS	(\$14,544.18)	\$37.05	\$0.00	(\$14,507.13)
435	ALTERNATIVE DISPUTE	\$223,852.00	\$4,452.89	\$3,333.33	\$224,971.56
436	COURT-INITIATED	\$62,741.99	\$1,510.00	\$600.00	\$63,651.99
437	CHILD SAFETY	\$76,655.65	\$6,128.54	\$0.00	\$82,784.19
439	CHILD WELFARE	\$37,992.35	\$108.32	\$1,500.60	\$36,600.07
440	SPECIALTY COURTS	\$95,211.24	\$1,591.56	\$125.28	\$96,677.52
441	TRUANCY PREVENTION	\$109,561.44	\$2,628.62	\$0.00	\$112,190.06
445	CA PRE-TRIAL	\$9,075.00	\$1,600.00	\$0.00	\$10,675.00
447	COUNTY ATTORNEY STATE	(\$969.18)	\$0.00	\$960.68	(\$1,929.86)
451	CONSTABLE 1 STATE	\$10,527.57	\$3.34	\$4,740.00	\$5,790.91
453	CONSTABLE 3 STATE	\$1,284.55	\$1.05	\$0.00	\$1,285.60
454	CONSTABLE 4 STATE	\$3,779.55	\$1.55	\$0.00	\$3,781.10
463	CONSTABLE 3 FEDERAL	\$1,283.59	\$0.00	\$0.00	\$1,283.59
480	HOTEL OCCUPANCY	\$1,946,020.47	\$64,094.73	\$0.00	\$2,010,115.20
498	BAIL BOND SECURITY	\$226,367.17	\$530.00	\$0.00	\$226,897.17
499	EMPLOYEE	\$12,222.80	\$272.43	\$40.00	\$12,455.23
500	SPECIAL VIT INTEREST	\$541.97	\$0.00	\$0.00	\$541.97
501	COUNTY ATTORNEY HOT	\$2,413.16	\$45.00	\$256.05	\$2,202.11
505	LAW ENFORCEMENT	\$45,073.14	\$2,600.00	\$10,909.58	\$36,763.56
600	DEBT SERVICE	(\$1,087,894.78)	\$1,202,947.60	\$0.00	\$115,052.82
700	CAPITAL PROJECT	\$12,233,576.80	\$13,500.00	\$4,112,124.38	\$8,134,952.42
701	TAX NOTES 2020/2017/2013	\$0.00	\$0.00	\$0.00	\$0.00
702	DEPT OF HOMELAND	\$0.00	\$0.00	\$0.00	\$0.00
800	JAIL COMMISSARY	\$595,191.36	\$46,346.58	\$41,179.40	\$600,358.54
850	EMPLOYEE HEALTH	\$585,721.33	\$630,777.22	\$995,049.56	\$221,448.99
855	WORKERS' COMPENSATION	\$595,925.88	\$47.40	\$3,631.52	\$592,341.76
Grand Total:		\$3,844,655.07	\$16,105,614.45	\$19,124,546.47	\$825,723.05

GUADALUPE COUNTY, TEXAS
Other Assets Investments
From Date: 4/1/2024 - To Date: 4/30/2024

Fund	Description	Beginning Balance	Total Debits	Total Credits	Ending Balance
100	GENERAL FUND	\$112,902,678.32	\$2,993,298.29	\$6,900,707.64	\$108,995,268.97
200	ROAD & BRIDGE FUND	\$12,907,357.18	\$157,271.16	\$0.00	\$13,064,628.34
201	CETRZ FUND	\$0.00	\$0.00	\$0.00	\$0.00
400	LAW LIBRARY FUND	\$300,000.00	\$0.00	\$0.00	\$300,000.00
408	FIRE CODE INSPECTION FEE FUND	\$350,000.00	\$0.00	\$0.00	\$350,000.00
410	COUNTY CLERK RECORDS MGMT	\$1,149,585.42	\$1,460.40	\$0.00	\$1,151,045.82
411	CO. CLERK RECORDS ARCHIVE-GF	\$531,425.11	\$2,112.00	\$0.00	\$533,537.11
412	COUNTY RECORDS MANAGEMENT	\$50,000.00	\$0.00	\$0.00	\$50,000.00
433	COURT RECORDS PRESERVATION	\$25,000.00	\$0.00	\$0.00	\$25,000.00
435	ALTERNATIVE DISPUTE RESOLUTION	\$150,000.00	\$0.00	\$0.00	\$150,000.00
437	CHILD SAFETY FEE-GF	\$100,000.00	\$0.00	\$0.00	\$100,000.00
498	BAIL BOND SECURITY FUND	\$360,000.00	\$0.00	\$0.00	\$360,000.00
600	DEBT SERVICE	\$1,208,328.58	\$31,112.68	\$1,202,945.43	\$36,495.83
700	CAPITAL PROJECT FUND	\$6,000,000.00	\$4,000,000.00	\$0.00	\$10,000,000.00
701	TAX NOTES 2020/2017/2013	\$0.00	\$0.00	\$0.00	\$0.00
714	RECOVERY FUND GRANTS	\$25,903,761.55	\$112,512.13	\$128,688.75	\$25,887,584.93
850	EMPLOYEE HEALTH BENEFITS	\$6,989,385.47	\$31,165.90	\$0.00	\$7,020,551.37
Grand Total:		\$168,927,521.63	\$7,328,932.56	\$8,232,341.82	\$168,024,112.37

GUADALUPE COUNTY, TEXAS

Debt Service Schedule - Outstanding Debt

CERTIFICATES OF OBLIGATION, SERIES 2013

In May 2013, the Guadalupe County Commissioners Court issued \$5,000,000 in certificates of obligation for the remodeling of the 2nd floor of the Justice Center and for replacing the air conditioning and heating system at the County Jail.

FISCAL YEAR	PRINCIPAL DUE 2/1	INTEREST RATE	INTEREST DUE 2/1	INTEREST DUE 8/1	TOTAL
2021	\$ -	1.70%	\$ -	\$ -	\$ -
2022	\$ -	1.80%	\$ -	\$ -	\$ -
2023	\$ -	1.90%	\$ -	\$ -	\$ -
	<u>\$ -</u>		<u>\$ -</u>	<u>\$ -</u>	<u>\$ -</u>

TAX NOTES, SERIES 2017

In June 2017, the Guadalupe County Commissioners Court issued \$8,500,000 in Tax Notes for the purpose of construction, acquiring, purchasing, renovating, equipping, enlarging and improving County-owned facilities and making other County improvements; purchasing personal property, materials, supplies, equipment, machinery, land, and rights-of-way for authorized needs and purposes relating to the aforementioned capital improvements and payment of professional services relating to the aforementioned projects and relating to the issuance of the Notes (the Project)

FISCAL YEAR	PRINCIPAL DUE 2/1	INTEREST RATE	INTEREST DUE 2/1	INTEREST DUE 8/1	TOTAL
2021	\$ -	1.425%	\$ -	\$ -	\$ -
2022	\$ -	1.525%	\$ -	\$ -	\$ -
2023	\$ -	1.700%	\$ -	\$ -	\$ -
2024	\$ -	1.875%	\$ -	\$ -	\$ -
	<u>\$ -</u>		<u>\$ -</u>	<u>\$ -</u>	<u>\$ -</u>

TAX NOTES, SERIES 2020

In November 2020, the Guadalupe County Commissioners Court issued \$8,500,000 in Tax Notes. These Tax Notes were issued for the purposes of constructing, purchasing, renovating, equipping, enlarging, and improving County facilities, and purchasing personal property, materials, supplies, equipment, machinery, land, and rights-of-way for authorized needs and purposes relating to the aforementioned capital improvements and professional services relating to the aforementioned projects.


FISCAL YEAR	PRINCIPAL DUE 2/1	INTEREST RATE	INTEREST DUE 2/1	INTEREST DUE 8/1	TOTAL
2021			\$ -	\$ -	\$ -
2022	\$ -	0.536%	\$ -	\$ -	\$ -
2023	\$ -	0.564%	\$ -	\$ -	\$ -
2024	\$ -	0.591%	\$ -	\$ 32,553.70	\$ 32,553.70
2025	\$ 2,610,000.00	0.692%	\$ 32,553.70	\$ 23,523.10	\$ 2,666,076.80
2026	\$ 2,670,000.00	0.793%	\$ 23,523.10	\$ 12,936.55	\$ 2,706,459.65
2027	\$ 2,735,000.00	0.946%	\$ 12,936.55	\$ -	\$ 2,747,936.55
	<u>\$ 8,015,000.00</u>		<u>\$ 69,013.35</u>	<u>\$ 69,013.35</u>	<u>\$ 8,153,026.70</u>

Total Debt Outstanding as of 10/01/2023	\$ 10,610,000.00
Less scheduled principal payments for FY24	\$ (2,595,000.00)
Total Debt Outstanding as of 10/01/2024	\$ 8,015,000.00

Monthly Departmental Revenues for the Fiscal Year October 1, 2023 to September 30, 2024

	Oct-23-Dec-23 Totals	Jan-24-Mar-24 Totals	Apr-24	REVENUE YEAR-TO- DATE
ADULT DETENTION CENTER	\$ 216,988.61	\$ 241,209.29	\$ 83,669.04	\$ 541,866.94
BINGO	\$ 34,744.33	\$ 19,975.63	\$ 20,376.74	\$ 75,096.70
CO ATTORNEY	\$ 1,614.60	\$ 1,667.60	\$ 423.40	\$ 3,705.60
CONSTABLE 1	\$ 15,604.22	\$ 21,832.96	\$ 7,659.35	\$ 45,096.53
CONSTABLE 2	\$ 16,826.86	\$ 18,238.69	\$ 5,537.61	\$ 40,603.16
CONSTABLE 3	\$ 10,645.38	\$ 9,806.74	\$ 3,547.51	\$ 23,999.63
CONSTABLE 4	\$ 11,591.46	\$ 11,541.41	\$ 5,452.08	\$ 28,584.95
COUNTY CLERK-CIVIL	\$ 67,907.64	\$ 63,580.60	\$ 30,326.92	\$ 161,815.16
COUNTY CLERK-CCL AND CCL2	\$ 98,159.20	\$ 94,659.70	\$ 33,971.90	\$ 226,790.80
COUNTY CLERK-DEEDS/VITALS	\$ 400,533.67	\$ 388,393.95	\$ 150,982.97	\$ 939,910.59
COUNTY CLERK-TPW	\$ 352.00	\$ 10.00	\$ 82.00	\$ 444.00
DISTRICT CLERK-CIVIL	\$ 210,840.79	\$ 247,201.95	\$ 85,148.60	\$ 543,191.34
DISTRICT CLERK-CCM	\$ 38,060.25	\$ 51,340.57	\$ 15,468.59	\$ 104,869.41
ELECTIONS	\$ 35,034.55	\$ 88,563.33	\$ -	\$ 123,597.88
ENVIRONMENTAL HEALTH	\$ 71,900.00	\$ 58,700.00	\$ 25,000.00	\$ 155,600.00
FIRE MARSHAL	\$ 42,187.90	\$ 55,754.69	\$ 45,887.51	\$ 143,830.10
NON-DEPARTMENTAL *	\$ 248,985.88	\$ 313,401.73	\$ 115,711.57	\$ 678,099.18
HOTEL OCCUPANCY TAX	\$ 56,248.14	\$ 104,806.06	\$ 64,094.73	\$ 225,148.93
JUSTICE OF THE PEACE, PCT. 1	\$ 204,312.56	\$ 242,512.69	\$ 94,307.00	\$ 541,132.25
JUSTICE OF THE PEACE, PCT. 2	\$ 57,849.24	\$ 76,028.61	\$ 26,740.89	\$ 160,618.74
JUSTICE OF THE PEACE, PCT. 3	\$ 36,812.56	\$ 43,886.76	\$ 13,190.19	\$ 93,889.51
JUSTICE OF THE PEACE, PCT. 4	\$ 95,178.13	\$ 96,194.49	\$ 37,747.72	\$ 229,120.34
JUVENILE PROBATION	\$ 225,733.88	\$ 264,061.25	\$ 66,742.27	\$ 556,537.40
ROAD AND BRIDGE	\$ 102,615.01	\$ 1,227.80	\$ 676.70	\$ 104,519.51
SHERIFF'S DEPARTMENT	\$ 31,459.10	\$ 39,650.16	\$ 19,716.00	\$ 90,825.26
TAX OFFICE	\$ 49,141,315.33	\$ 43,632,974.68	\$ 6,082,464.56	\$ 98,856,754.57
TREASURER'S OFFICE	\$ 843.90	\$ 2,041.47	\$ 360.00	\$ 3,245.37
TOTAL MONTHLY REVENUES	\$ 51,474,345.19	\$ 46,189,262.81	\$ 7,035,285.85	\$ 104,698,893.85
*NON-DEPARTMENTAL includes:				
MIXED BEVERAGE	\$ 22,298.47			
ACCENT FOODS	\$ 257.43			
TOBACCO	\$ 93,045.67			
TABC	\$ 110.00			

GUADALUPE COUNTY
SALES TAX COLLECTIONS COMPARISON FY2023 / FY2024



Month Collected / Month Remitted	FY 2023	Month Collected / Month Remitted	FY 2024	FY 2023 / 2024 Net Difference	Comparable Monthly % Change Increase/Decrease
October / December	\$ 1,067,710.00	October / December	\$ 1,303,739.00	\$ 236,029.00	22.11%
November / January	\$ 1,161,591.00	November / January	\$ 1,157,585.00	\$ (4,006.00)	-0.34%
December / February	\$ 1,549,373.00	December / February	\$ 1,488,452.00	\$ (60,921.00)	-3.93%
January / March	\$ 1,112,801.00	January / March	\$ 1,249,815.00	\$ 137,014.00	12.31%
February / April	\$ 1,029,134.00	February / April	\$ 1,125,564.00	\$ 96,430.00	9.37%
March / May	\$ 920,599.00	March / May	\$ 1,334,301.00	\$ 413,702.00	44.94%
April / June	\$ 1,162,260.00	April / June	\$ -	\$ -	0.00%
May / July	\$ 1,158,345.00	May / July	\$ -	\$ -	0.00%
June / August	\$ 1,342,443.00	June / August	\$ -	\$ -	0.00%
July / September	\$ 1,148,342.00	July / September	\$ -	\$ -	0.00%
August / October	\$ 1,303,739.00	August / October	\$ -	\$ -	0.00%
September / November	\$ 1,157,585.00	September / November	\$ -	\$ -	0.00%
Total Payments Received:	\$ 14,113,922.00	Total Payments Received:	\$ 7,659,456.00	\$ 818,248.00	

**Note - Sales Tax is paid two months in arrears from Texas Comptroller of Public Accounts.

SALES TAX BY FISCAL YEAR 5 YEAR TREND
BUDGET vs ACTUAL

	FY 2020	FY 2021	FY 2022	FY 2023	FY2024
BUDGET	\$ 7,800,000	\$7,020,000	\$9,576,000	\$11,400,000	\$13,000,000
ACTUAL	\$ 9,095,169	\$10,723,612	\$13,228,590	\$14,113,922	\$7,659,456



Compensatory Time Liability Report

As of 04/30/24

<u>Primary Department</u>	<u>Rate</u>	<u>Compensatory Time</u>
400 - COUNTY JUDGE	\$3,973.00	120.4750
401 - COMMISSIONERS COURT	\$101.06	4.3750
403 - COUNTY CLERK	\$176.64	8.5850
405 - VETERANS' SERVICE OFFICER	\$86.75	4.7500
426 - COUNTY COURT-AT-LAW	\$11.15	0.3750
427 - COUNTY COURT-AT-LAW NO. 2	\$4,993.56	160.8750
430 - BOND OFFICE/MAGISTRATE	\$26.27	1.5000
450 - DISTRICT CLERK	\$619.92	26.2550
451 - JUSTICE OF THE PEACE, PRECINCT 1	\$1,157.76	59.1500
452 - JUSTICE OF THE PEACE, PRECINCT 2	\$180.20	8.5000
453 - JUSTICE OF THE PEACE, PRECINCT 3	\$2,189.13	83.1250
454 - JUSTICE OF THE PEACE, PRECINCT 4	\$1,147.10	48.0000
475 - COUNTY ATTORNEY	\$1,482.14	49.1650
490 - ELECTIONS ADMINISTRATION	\$11,113.23	458.7500
493 - HUMAN RESOURCES	\$1,039.74	42.7500
495 - COUNTY AUDITOR	\$6,964.21	200.7500
496 - PURCHASING	\$63.47	3.6250
497 - COUNTY TREASURER	\$926.27	31.7550
499 - TAX ASSESSOR-COLLECTOR	\$7,747.68	313.4050
503 - MIS DEPARTMENT	\$4,909.45	150.6550
516 - BUILDING MAINTENANCE	\$301.17	15.0900
545 - FIRE MARSHAL	\$1,941.06	96.3750
554 - CONSTABLE, PRECINCT 4	\$27.85	0.8750
562 - HIGHWAY PATROL	\$1,319.66	49.7500
570 - ADULT DETENTION CENTER (JAIL)	\$2,482.29	94.3750
600 - CSCD (ADULT PROBATION)	\$8,574.97	378.1250
620 - ROAD & BRIDGE	\$26,034.40	841.5400
635 - ENVIRONMENTAL HEALTH	\$1,801.93	67.3240
637 - ANIMAL CONTROL	\$3,047.78	118.1500
665 - AGRICULTURE EXTENSION SERVICE	\$623.17	23.4100
672 - JUVENILE PROBATION	\$19,105.29	600.6350
673 - JUVENILE DETENTION	\$805.25	30.8500
Grand Totals	\$114,973.55	4,093.3190




Payroll History Report

Pay Date Range 04/01/24 - 04/30/24

Payroll History Total

Hours Description	Hours	Gross	Withholdings and Deductions	Gross Base
ADMIN LEAVE - ADMINISTRATIVE LEAVE	72.7500	1,714.87	Gross	3,363,373.16
ADMIN PAY - ADMINISTRATIVE PAY	33.0000	797.86	Federal Income Tax	310,999.18
ADV JAILER-HRLY - Advanced Jailer-Hourly	.0000	960.00	FICA	198,760.62
ADV PO ELECTED - Advanced Peace Officer Elected	.0000	100.00	Medicare	46,484.42
ADV PO HOURLY - Advanced Peace Officer Hourly	.0000	2,525.00	Adult Probation Post Tax	325.69
ADV TELE-HOURLY - Advanced Telecommunicator-HRLY	.0000	30.00	Adult Probation Pre Tax	3,981.73
AUTO APPOINTED - Auto Allowance Appointed	.0000	1,166.66	Aflac Accident	6,998.49
AUTO ELECTED - Auto Allowance Elected Officials	.0000	5,700.01	Aflac Cancer	154.12
BALLOT BOARD - Ballot Board for Elections	1.5000	18.00	AFLAC CRITICAL ILLNESS	9,266.68
CELL PHONE APPT - Cell Phone Appointed	.0000	60.00	Aflac Hospital	5,553.15
CELL PHONE ELECT - Cell Phone Elected	.0000	300.00	BCBS DB LONG-TERM DISABILITY	4,793.37
CELL PHONE HRLY - Cell Phone Hourly	.0000	600.00	BCBS DB TERM LIFE	6,588.01
CHS - Courthouse Security	140.7500	3,895.61	Child Support	10,504.46
COMP IN OT - Comp Earned Overtime	362.0000	.00	CHILD SUPPORT	276.92
COMP IN ST - Comp Earned Straight Time	149.2500	.00	CPI Flexible Spending Acct	27,783.88
COMP USED - Comp Used	614.2500	16,444.71	CPI FSA Dependent Care	1,576.06
COMP USED PT - Comp Used Part Time	.5000	8.76	Dental EE+CH	6,032.50
CORR - Correct Prior Pay	.0000	(500.00)	Dental EE+Fam	7,870.50
DIST JUDGE SUPP - District Judge Supplement	.0000	1,400.00	Dental EE+SP	4,062.50
DWI-ED - Adult Probation Instructor DWI	.0000	1,224.00	Dental EO	6,072.00
DWI-INTERVENTION - Adult Probation DWI Intervention	.0000	75.00	Medical EE+CH	26,442.00
HP - Holiday Pay	2,376.0000	58,003.76	Medical EE+Fam	32,760.00
HP PT - HOLIDAY PAY PT	4.0000	70.00	Medical EE+SP	13,860.00
HPLAW - Holiday Pay Law Enforcement	2,024.0000	62,426.08	Nationwide Deferred Comp	3,389.06
HRLY - Hourly	82,355.7500	2,263,107.52	Property Tax Escrow Accounts	5,257.70
INT JAILER-HRLY - Intermediate Jailer-Hourly	.0000	120.00	Retirement Hrlly/Sal	8,569.08
INT PO ELECTED - Intermediate Peace Officer Elect	.0000	50.00	Retirement-Biweekly	224,921.49
INT PO HOURLY - Intermediate Peace Off-Hourly	.0000	1,175.00	Retirement-Monthly Payroll	315.00
JUDGES/CLERK - Elections Judges/Clerks	15.0000	180.00	Student Loan	828.20
JURY - JURY DUTY	56.5000	1,617.67	United Way	19.68
JUV BOARD - Juvenile Board Salary	.0000	1,200.00	Valic Deferred Comp	11,870.00
JUV MEALS - Juvenile Meals other than trng	.0000	45.00	Valic Roth 457(b)	392.00
JUVStateJPO - Juvenile State Supplement - Prob	.0000	3,701.32	Vision EE Only	2,704.17
JUVStateJSO - Juvenile State Supplement - Det	.0000	7,901.74	Vision EE+CH	1,513.20
LWOP - Leave Without Pay	742.4500	.00	Vision EE+FAM	2,453.15
MASTER JAILER-HR - Master Jailer Hourly	.0000	960.00	Vision EE+SP	1,279.20
MASTER PO HRLY - Master Peace Officer Hourly	.0000	10,900.00	Net	\$2,368,714.95
MASTER PO-APPT - Master Peace Officer Appointed	.0000	200.00	Benefits	Amount
MASTER PO-ELECTE - Master Peace Officer-Elected	.0000	900.00	Medical Contribution	528,280.00
MASTER TELE-HRLY - Master Telecommunicator-Hrly	.0000	900.00	RETIREMENT BI-WEEKLY PAYROLL	410,641.79
MEALS - Meals	.0000	135.00	RETIREMENT MONTHLY PAYROLL	575.10
MILITARY - Military Leave With Pay	116.0000	3,035.36	RETIREMENT SALARY PAYROLL	15,644.68
OT - Overtime	2,292.7500	64,659.98	Total	\$955,141.57
OT FLSA REG - Regular Overtime	.0000	34,388.26		
OT ST - Overtime Straight Time	11.5000	280.89		
PERS ACCRUED - Personal Time Accrued	24.0000	.00		
PERS USED - Personal Time Used	12.2500	273.07		
PT - Part Time Employee	4,536.2500	88,939.53		
PT- SALARY - Part Time Salaried	.0000	2,455.20		
SAL APPOINTED - Salary Appointed Officials	.0000	99,978.03		
SAL ELECTED - Salary Elected Officials	.0000	147,055.10		
SALARY - Salary	.0000	270,012.82		
SB22 CA SUPP - SB22 Co Atty Supplemental Pay	.0000	12,010.06		
SERT OFFICER - SERT Officer	.0000	2,960.00		
SICK ACCRUED - Sick Time Accrued	3,662.8953	.00		
SICK LOST - Sick Lost	495.7217	.00		
SICK SALARY - Sick Salaried Employee	190.2500	.00		
SICK USED - Sick Time Used	2,784.0000	75,870.97		
SICK USED PT - SICK USED PT	10.0000	302.00		
SIGN-ON/RECRUIT - SIGN-ON/RECRUITMENT	.0000	1,500.00		
STATE SUPP - State Supplement Elected	.0000	2,100.00		
TEMP - Temporary Employee	580.5000	9,710.86		
TUITION - Tuition - Taxable	.0000	260.94		
UNIFORM - Uniform Allowance	.0000	6,750.00		
UNIFORM RENTAL - Uniform Rental Non Cash Use Fee	.0000	1,500.59		
VAC ACCRUED - Vacation Accrued	4,778.5105	.00		
VAC LOST - Vacation Lost	23.7307	.00		
VAC SAL PAYOUT - Vacation Payout for Salary EE	60.6152	2,101.53		
VAC SALARY - Vacation Used Salaried Employee	141.5000	.00		
VAC USED - Vacation Used-hourly	3,080.0966	85,819.96		
VAC USED PT - VAC USED PT	87.4784	1,917.04		
VEHICLE - Vehicle Non Cash Use Fee	.0000	1,242.00		
WC Medical - Medical Admin Leave	33.7500	724.54		
WC TAXED - Workers Comp Taxed	17.7500	414.39		
Total	111,887.2484	\$3,363,373.16		



Texas County and District Retirement System

TCDRS-3A
Revised 3/05

Retirement Contribution Certification

Employer Name Guadalupe County Employer Number 193

Contact Person Terri B Troncoso Telephone Number 830-303-4188 ext. 1374

Reporting Month/Year Apr-24

I certify this to be a true and complete report of the retirement contributions required by the Texas County and District Retirement System for the above employer.

Hinda Douglass
Signature of Authorized Official

COUNTY TREASURER
Title

Calculation of Funds

Employee Deposits

Employee Deposits Grand Total \$233,805.57

Employer Contributions

	Employee Deposits Grand Total	Employee Deposit Rate	Employer Contribution Rate	
Employer Contributions:	<u>233,805.57</u>	<u>7%</u>	<u>12.78%</u>	\$426,861.57
Optional Group Term Life	<u>233,805.57</u>	<u>0%</u>	<u>0.00%</u>	\$0.00

Monthly Adjustment Report Totals from TCDRS-3B

Total Employee Deposit Adjustments	\$0.00
Total Employer Contribution Adjustments	\$0.00
Total Optional Group Term Life Adjustments	\$0.00

Total Adjustments \$0.00

Overpayments/Underpayments from Previous Reports

Add or Subtract Payment Variances from Prior Report \$0.00

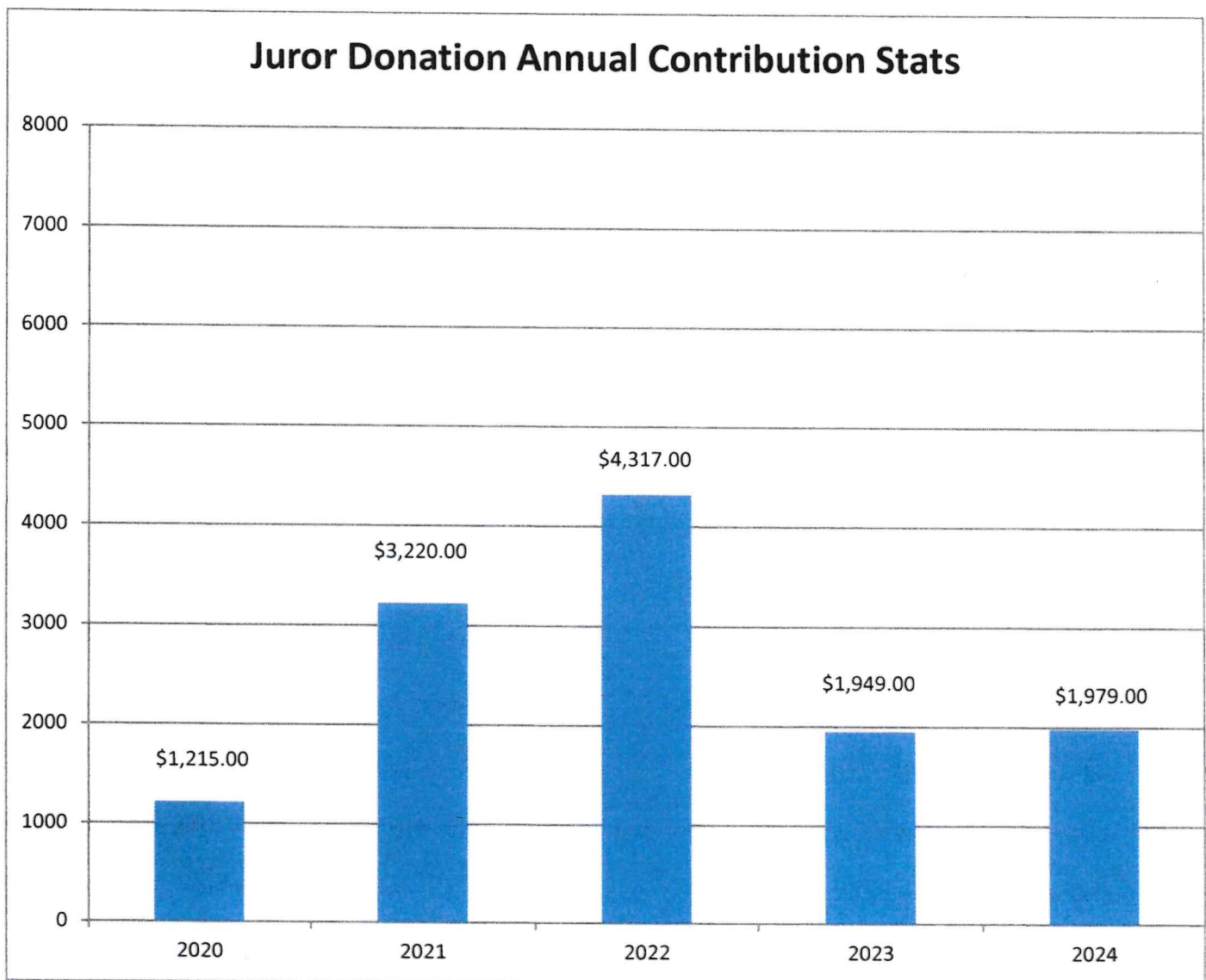
Total Funds Due	\$660,667.14
TOTAL FUNDS SUBMITTED	\$660,667.14
Difference	\$0.00

Annual Juror Donations and Charities

Jurors are able to donate all or part of their pay to the following charities:

- Court Appointed Special Advocates (CASA)
- Guadalupe County Child Welfare Service
- Guadalupe County Crime Stoppers
- Guadalupe Valley Family Violence Shelter
- Guadalupe County Children's Advocacy Center
- Texas Victims Compensation Fund
- Veterans Court Program

Historical Data on Annual Juror Donations to Non-Profits



AS OF 4/30/2024

Treasurer's Investment Report



**SUBMITTED TO: COMMISSIONERS' COURT, GUADALUPE COUNTY
BY: HONORABLE LINDA DOUGLASS, COUNTY TREASURER**

This report is prepared in accordance with the provisions of Government Code 2256.023, The Public Funds Investment Act, which requires at least quarterly reporting of investment transactions for county funds to the Commissioners' Court. The investments held in Guadalupe County's portfolio comply with the Public Funds Investment Act and the County's Investment Policy and Strategies.

General Statement

This report summarizes the County's Investment Portfolio position and performance for the month ended April 30, 2024.

Funds of Guadalupe County will be invested in accordance with federal and state laws and within the boundaries of the Investment Policy. Investments shall be made with judgment and care under circumstances then prevailing-which persons of prudence, discretion, and intelligence exercise in the management of their affairs, not for speculation, but for investment, considering the probable safety of their capital as well as the probable income to be derived. The first and foremost consideration of all Guadalupe County investment transactions is the suitability of the investment to the financial requirements of the County. Guadalupe County will invest according to investment strategies for each fund as they are adopted by Commissioners' Court resolution in accordance with PFIA 2256 of the Texas Government Code.

Currently, the County's investments are made utilizing Texas Class Investment Pool, Certificates of Deposit, Brokerage Certificates of Deposit, and Money Market Funds. Pools combine the cash of participating jurisdictions and invest the assets in securities otherwise allowed under state law as regarding government investments. During the current 2023-2024 fiscal year, interest earnings year to date totaled \$3,896,390.00 as of April 30, 2024 (See "**Interest Earnings by Fund**" schedule on page 19). These interest earnings include interest earned on First United Bank Accounts, Certificates of Deposit, and Texas Class Investment Pool.

Cash Balances

“Cash balances” are the dollar amounts in a checking account that can be transferred, invested, used to pay down debt, or left in the account for compensation purposes. The total available cash balances on-hand in First United Bank and Texas Class as of April 30, 2024, was \$78,654,964.00. (See “**Cash Balances**” schedule on page 20). Balances in Texas Class and Certificates of Deposit made up 75% and Broker Agencies made up 25% of all invested funds. Cash balances in First United Bank and Texas Class accounts are monitored accordingly.

Collateral Adequacy

Collateral on cash balances and investments was adequate during the month of September. Collateral pledged as of April 30, 2024, is as follows: First United Bank FHLB Letters of Credit pledged plus FDIC insurance was \$47,739,561.00 Schertz Bank and Trust FHLB Letters of Credit pledged plus FDIC insurance was \$24,000,000.00, Marion State Bank collateral pledged plus FDIC insurance held in Safekeeping by Frost Bank is \$10,962,933.00

Investment Strategy

In accordance with the Public Funds Investment Act, Guadalupe County Investment Strategies shall address the following priorities:

- Understanding of the suitability of the investment to the financial requirements of the County;
- Preservation and safety of principal;
- Liquidity;
- Marketability of the investment if the need arises to liquidate the investment before maturity;
- Diversification of the investment portfolio; and
- Yield

A portion of the operating portfolio will be used to invest funds in Texas Class Investment Pool and Money Market Funds. Available funds can be invested in highly liquid short-term Treasury Bills, Agency Discount Notes, US Government Bonds, and Certificates of Deposit with a stated maturity of thirty-six (36) months or less when their yield exceeds Texas Class or Money Market Fund Rates. The dollar-weighted average maturity of 366 days or less will be calculated using the stated final maturity dates of each security.


Guadalupe County will attempt to diversify its investments to help ensure the financial security and optimum liquidity of funds while achieving the maximum yield adhering to the County Investment Policy and state laws.

Monies will continue to be invested in a positive manner based on the cash flow needs of Guadalupe County. Investments are made with the intention of holding to maturity, but with the ability to liquidate should funds be needed at any time. As always, we remain focused on safety, liquidity, and then yield.


We will avoid speculative investing and maintain the highest professional and ethical standards as custodians of the public trust.

This report has been prepared in compliance with the Local Government Code 116.112 and Government Code, Subchapter A, Chapter 2256, Public Funds Investment Act.

June 11, 2024
Submitted by:



Honorable Linda Douglass, CGT CIO,
Guadalupe County Treasurer



Jacqueline Zambrano, CIO
Assistant County Treasurer

DESCRIPTION OF INVESTMENT INSTRUMENTS

Descriptions of the different instruments are as follows:

Certificates of Deposit - A deposit of funds, in a bank or savings and loan association, for a specified term that earns interest at a specified rate or rate formula. CD's may be secured or unsecured. They may be for terms as short as 1 week or as long as or longer than 10 years.

Commercial Paper - Unsecured, short-term promissory notes issued by corporations for specific amounts and with specific maturity dates. Commercial Paper may be sold on a discount basis or may bear interest. Terms can be as short as 1 day and usually do not exceed 270 days

Discount Notes – Securities that do not pay periodic interest. Investors earn the difference between the discount issue price and the full face value paid at maturity.

Fair Value – the amount at which a financial instrument could be exchanged in a current transaction between willing parties, other than in a force or liquidation sale.

Federal Agencies – were created to provide credit to various sectors of the economy. They include the issuance of discount notes, coupon notes and bonds, and mortgage securities.

Market Value - the amount of which an instrument can be sold on a given date, prior to maturity.

Money Market Mutual Fund – are interest-bearing funds that invest in short-term investments so that the funds remain liquid and available to depositors. Such funds will normally include in their investment objectives the maintenance of a stable net asset value. The dollar-weighted average stated maturity of such funds is usually 60 days or less.

Par Value – the amount the collateral is worth if it's sold as face value.

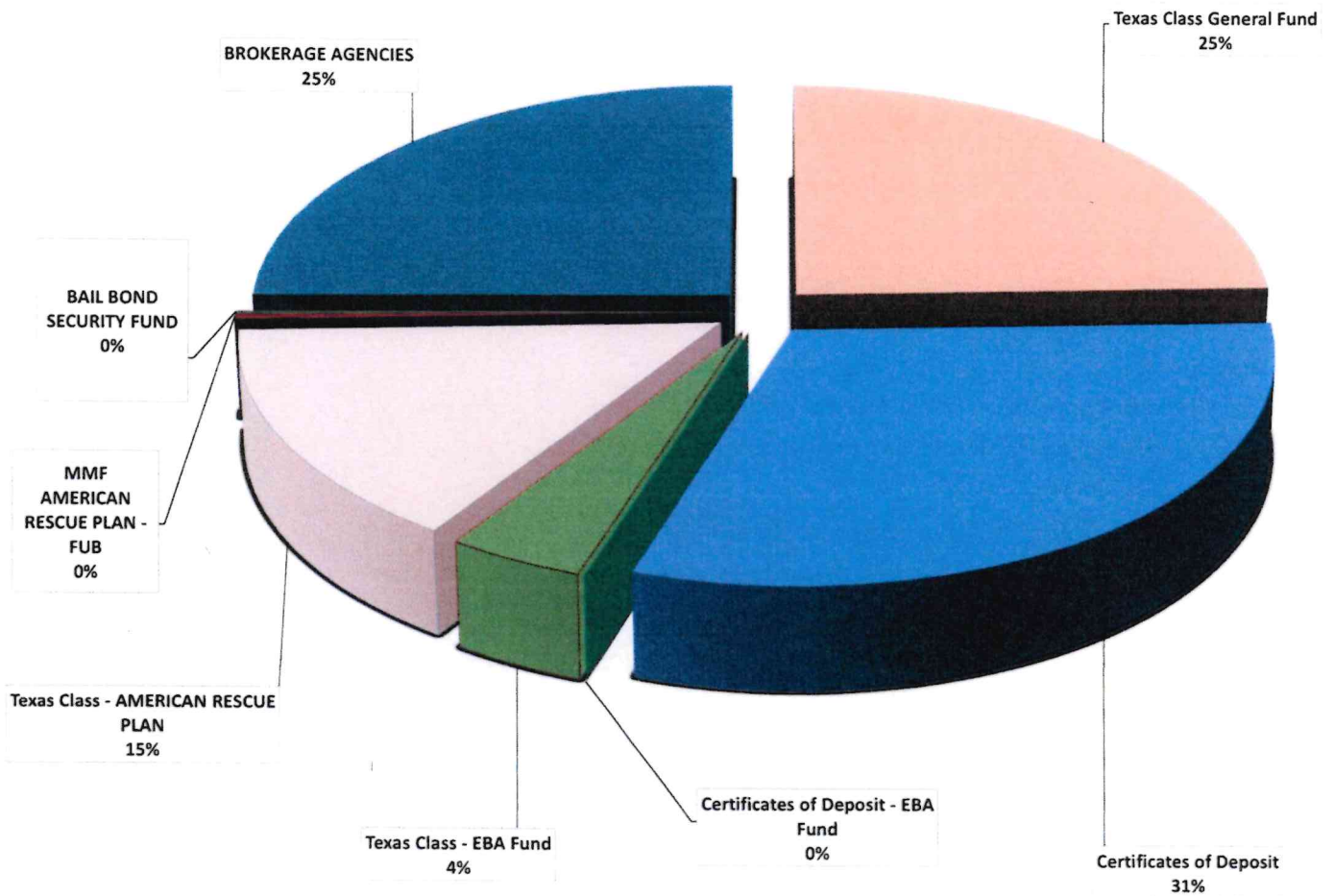
Repurchase Agreements (Repos) – are short-term agreements to purchase securities and then, at a specified time, sell them back to the original party at the same price. Repos are agreements, not instruments, and transactions are generally subject to a Master Repurchase Agreement that stipulates the rights and obligations of the parties involved. The securities delivered are considered collateral and are usually treasuries, agencies, or mortgages. A stated "Repo rate" is the rate of interest that may be earned calculated on an actual-day month/360-day year basis.

Treasury Bills – are issued at a discount at an auction conducted by the Federal Reserve Bank. Bills may be issued in maturities of 3-months, 6-months, or 1-year. The difference between the face amount at maturity and the discounted amount paid by the investor is the income earned on the security. The market for treasury bills is the most active and most carefully watched sector in the world. Every other type of security trades at a basis spread over treasuries.

Treasury Notes & Bonds – are interest-bearing securities with a stated coupon rate issued at or near face value and redeemable at face value. Notes have maturities from 1 to 10 years and bonds have maturities from 10 to 30 years.

**PORTFOLIO BY TYPE OF INVESTMENT ALLOCATION
AS OF APRIL 30, 2024**

Texas Class General Fund	\$	40,945,674.00
Certificates of Deposit	\$	51,465,302.00
Certificates of Deposit - EBA Fund	\$	-
Texas Class - EBA Fund	\$	7,020,551.00
Texas Class - AMERICAN RESCUE PLAN	\$	25,344,919.00
MMF AMERICAN RESCUE PLAN - FUB	\$	542,666.00
BAIL BOND SECURITY FUND	\$	360,000.00
BROKERAGE AGENCIES	\$	42,345,000.00
TOTAL	\$	168,024,112.00



INTEREST RATES HISTORY BY MONTH AND YEAR

FIRST UNITED BANK ACCOUNTS

	2020	2021	2022	2023	2024
JAN	0.25%	0.25%	0.25%	0.50%	0.50%
FEB	0.25%	0.25%	0.25%	0.50%	0.50%
MAR	0.25%	0.25%	0.25%	0.50%	0.50%
APR	0.25%	0.25%	0.25%	0.50%	0.50%
MAY	0.25%	0.25%	0.25%	0.50%	
JUNE	0.25%	0.25%	0.25%	0.50%	
JULY	0.25%	0.25%	0.25%	0.50%	
AUG	0.25%	0.25%	0.25%	0.50%	
SEPT	0.25%	0.25%	0.25%	0.50%	
OCT	0.25%	0.25%	0.25%	0.50%	
NOV	0.25%	0.25%	0.25%	0.50%	
DEC	0.25%	0.25%	0.25%	0.50%	

FUB-MONEY MARKET FUND

	2020	2021	2022	2023	2024
JAN	0.50%	0.50%	0.50%	2.78%	2.78%
FEB	0.50%	0.50%	0.50%	2.79%	2.78%
MAR	0.50%	0.50%	0.50%	2.79%	2.78%
APR	0.50%	0.50%	0.50%	2.79%	2.78%
MAY	0.50%	0.50%	0.50%	2.78%	
JUNE	0.50%	0.50%	0.50%	2.78%	
JULY	0.50%	0.50%	0.50%	2.79%	
AUG	0.50%	0.50%	0.50%	2.78%	
SEPT	0.50%	0.50%	0.50%	2.78%	
OCT	0.50%	0.50%	0.50%	2.78%	
NOV	0.50%	0.50%	0.50%	2.78%	
DEC	0.50%	0.50%	0.50%	2.78%	

TEXAS CLASS INVESTMENT POOL

	2020	2021	2022	2023	2024
JAN	1.85%	0.13%	0.09%	4.57%	5.54%
FEB	1.77%	0.10%	0.12%	4.76%	5.48%
MAR	1.47%	0.10%	0.28%	4.86%	5.47%
APR	1.10%	0.08%	0.47%	5.04%	5.43%
MAY	0.76%	0.07%	0.81%	5.20%	
JUNE	0.59%	0.06%	1.15%	5.27%	
JULY	0.45%	0.06%	1.63%	5.32%	
AUG	0.32%	0.05%	2.28%	5.48%	
SEPT	0.25%	0.04%	2.67%	5.52%	
OCT	0.17%	0.04%	3.22%	5.56%	
NOV	0.14%	0.05%	3.85%	5.56%	
DEC	0.13%	0.06%	4.32%	5.57%	

INTEREST EARNINGS BY FUND VS ACTUAL FY 2023 / 2024

FUND	OCT.2023- JAN.2024 INTEREST	FEB. 2024 INTEREST	MAR. 2024 INTEREST	APR. 2024 INTEREST	TOTAL INTEREST YEAR-TO-DATE	ANNUAL BUDGET FY 23-24	YTD DIFFERENCE
GF NON-DEPARTMENTAL 100-409-330-7610	\$ 1,399,490.05	\$ 377,646.63	\$ 369,458.29	\$ 366,619.12	\$ 2,513,214.09	\$ 2,250,000.00	\$ 263,214.09
GF TAX ASSESSOR COLLECTOR 100-499-330-7610	\$ 13,396.72	\$ 2,883.47	\$ 833.45	\$ 807.24	\$ 17,920.88	\$ 25,000.00	\$ (7,079.12)
ROAD & BRIDGE FUND 200-620-330-7610	\$ 97,120.29	\$ 43,768.60	\$ 52,512.45	\$ 53,490.90	\$ 246,892.24	\$ 345,000.00	\$ (98,107.76)
JUVENILE PROBATION FUND 325-672-330-7610	\$ 3,076.25	\$ 686.96	\$ 1,472.09	\$ 2,809.69	\$ 8,044.99	\$ 3,000.00	\$ 5,044.99
325-672-330-7611	\$ 249.01	\$ 32.76	\$ 51.66	\$ 31.48	\$ 364.91	\$ 100.00	\$ 264.91
326-672-330-7610	\$ 79.99	\$ 17.98	\$ 19.84	\$ 22.20	\$ 140.01	\$ 190.00	\$ (49.99)
327-672-330-7610	\$ 54.44	\$ 12.18	\$ 13.22	\$ 14.22	\$ 94.06	\$ 100.00	\$ (5.94)
CO. CLERK RECORDS ARCHIVE 411-100-330-7610	\$ 4,846.08	\$ 1,577.31	\$ 2,003.84	\$ 2,133.30	\$ 10,560.53	\$ -	\$ 10,560.53
HAVA FUND 422-100-330-7610	\$ -	\$ -	\$ -	\$ -	\$ -	\$ -	\$ -
CHILD WELFARE FUND 439-100-330-7610	\$ 24.05	\$ 15.49	\$ 16.12	\$ 15.33	\$ 70.99	\$ -	\$ 70.99
CO ATTY STATE FORFEITURE 446-100-330-7610	\$ 562.89	\$ 130.68	\$ 141.05	\$ 135.77	\$ 970.39	\$ 1,000.00	\$ (29.61)
GENERAL FUND DEBT SERVICE 600-680-330-7610	\$ 14,193.57	\$ 4,028.68	\$ 5,383.15	\$ 4,154.44	\$ 27,759.84	\$ 15,000.00	\$ 12,759.84
RECOVERY FUND 714-930-330-7610	\$ 507,005.16	\$ 108,889.99	\$ 116,511.78	\$ 112,512.13	\$ 844,919.06	\$ -	\$ 844,919.06
JAIL COMMISSARY FUND 800-100-330-7610	\$ 183.61	\$ 60.69	\$ 86.64	\$ 47.32	\$ 378.26	\$ -	\$ 378.26
EMPLOYEE BENEFIT FUND 850-698-330-7610	\$ 130,432.47	\$ 30,341.61	\$ 32,557.92	\$ 31,462.59	\$ 224,794.59	\$ 200,000.00	\$ 24,794.59
WORKERS' COMP FUND 855-699-330-7610	\$ 124.63	\$ 33.64	\$ 59.97	\$ 47.40	\$ 265.64	\$ 4,000.00	\$ (3,734.36)
TOTAL INTEREST EARNED	\$2,170,839.21	\$570,126.67	\$581,121.47	\$574,303.13	\$3,896,390.48	\$ 2,843,390.00	\$ 1,053,000.48

*Interest earned includes all investment interest (both Texas Class and Certificates of Deposit) and interest earned on all demand deposit accounts and Money Market Fund accounts.

GENERAL LEDGER BANK RECONCILIATION BALANCES AS OF 4/30/2024

FUND	ACCT #	FIRST UNITED BANK		TXCLASS ACCOUNTS
		ACCOUNTS	MONEY MARKET	
ADULT PROBATION ACCOUNT	XX5250	\$ 214,437.49		
FIRST UNITED GENERAL FUND	XX3313	\$ 481,137.51		
PAYROLL ACCT.	XX4824	\$ 764,670.46		
JUVENILE PROBATION	XX2308	\$ 377,206.70		
SHERIFF'S FORFEITURE	XX4867	\$ 327,075.64		
STATE FORFEITURE PROCEEDS PCT 1	XX0298	\$ 5,790.91		
STATE FORFEITURE PROCEEDS PCT 3	XX3844	\$ 2,569.19		
STATE FORFEITURE PROCEEDS PCT 4	XX3572	\$ 3,781.10		
FIRST UNITED EMPLOYEE BENEFIT	XX4645	\$ 221,448.99		
JURY FUND	XX6317	\$ (1,153.69)		
CHILD PROTECTION	XX4832	\$ 36,600.07		
BAIL BOND SECURITY	XX6475	\$ 155,472.64		
INVESTMENT ACCOUNT	XX7229			
ADULT PROBATION MMF	XXX258		\$ 1,047,222.56	
JUVENILE PROBATION MMF	XX6266		\$ 1,164,894.54	
AMERICAN RESCUE PLAN	XX1797		\$ 542,665.87	
TXCLASS EMPLOYEE BENEFIT MMF	XX0005			\$ 7,020,551.37
TXCLASS GENERAL FUND	XX0002			\$ 40,945,673.93
TXCLASS ARP	XX0004			\$ 25,344,919.06
TOTAL CASH BALANCES		\$ 2,589,037.01	\$ 2,754,782.97	\$ 73,311,144.36
GENERAL LEDGER BANK BALANCES				
AS OF 4/30/24				\$ 78,654,964.34

**GUADALUPE COUNTY, TEXAS
CERTIFICATE OF DEPOSITS PORTFOLIO**

APRIL 1, 2024 - APRIL 30, 2024

FUND	FUND NAME	ACCOUNT NUMBER	ISSUER	PAR AMOUNT	RATE	PURCHASE DATE	MATURITY DATE	INTEREST PAID APR 2024	MARKET VALUE	SAFEKEEPING LOCATION	
100	GENERAL FUND	XXXX879	FIRST UNTIED BANK	\$ 3,128,838.92	2.81%	09/01/22	06/01/24	\$ 7,446.81	\$ 3,136,285.73	TEXAS INDEPENDENT BANK & FHL BANK	
100	GENERAL FUND	XXXX929	FIRST UNTIED BANK	\$ 3,162,531.53	4.90%	02/10/23	08/10/24	\$ 13,125.37	\$ 3,175,656.90	TEXAS INDEPENDENT BANK & FHL BANK	
100	GENERAL FUND	XXXX062	FIRST UNTIED BANK	\$ 5,282,224.91	5.10%	02/10/23	02/10/25	\$ 22,817.48	\$ 5,305,042.39	TEXAS INDEPENDENT BANK & FHL BANK	
100	GENERAL FUND	XXXX102	FIRST UNTIED BANK	\$ 7,028,453.28	5.13%	02/12/24	01/12/25	\$ 30,539.20	\$ 7,058,992.48	TEXAS INDEPENDENT BANK & FHL BANK	
100	GENERAL FUND	XXXX270	MARION STATE BANK	\$ 2,095,259.07	4.50%	02/10/23	02/10/25	\$ 8,000.77	\$ 2,103,259.84	FROST BANK	
100	GENERAL FUND	XXXX099	MARION STATE BANK	\$ 2,248,918.51	1.75%	05/10/22	05/10/24	\$ 3,335.83	\$ 2,252,254.34	FROST BANK	
100	GENERAL FUND	XXXX283	MARION STATE BANK	\$ 2,089,121.35	4.50%	03/03/23	03/03/25	\$ 7,999.23	\$ 2,097,120.58	FROST BANK	
100	GENERAL FUND	XXXX453	MARION STATE BANK	\$ 4,000,000.00	5.00%	04/23/24	04/23/25	\$ -	\$ 4,000,000.00	FROST BANK	
100	GENERAL FUND	XXXX016	SCHERTZ STATE BANK & TRUST	\$ 2,112,209.31	5.25%	09/08/23	09/08/24	\$ 9,418.14	\$ 2,121,627.45	FEDERAL HOME & LOAN BANK	
100	GENERAL FUND	XXXX017	SCHERTZ STATE BANK & TRUST	\$ 2,087,166.73	2.85%	09/08/22	09/08/24	\$ 5,052.09	\$ 2,092,218.82	FEDERAL HOME & LOAN BANK	
100	GENERAL FUND	XXXX018	SCHERTZ STATE BANK & TRUST	\$ 2,087,166.73	5.00%	09/08/22	09/08/25	\$ 8,863.31	\$ 2,096,030.04	FEDERAL HOME & LOAN BANK	
100	GENERAL FUND	XXXX498	SCHERTZ STATE BANK & TRUST	\$ 3,274,803.98	3.25%	09/02/21	09/02/24	\$ 9,039.36	\$ 3,283,843.34	FEDERAL HOME & LOAN BANK	
100	GENERAL FUND	XXXX128	SCHERTZ STATE BANK & TRUST	\$ 5,295,431.25	5.49%	01/25/23	01/25/25	\$ 24,691.22	\$ 5,320,122.47	FEDERAL HOME & LOAN BANK	
100	GENERAL FUND	XXXX129	SCHERTZ STATE BANK & TRUST	\$ 5,292,954.86	4.90%	01/26/23	01/26/25	\$ 22,027.39	\$ 5,314,982.25	FEDERAL HOME & LOAN BANK	
100	GENERAL FUND	XXXX328	SCHERTZ STATE BANK & TRUST	\$ 2,098,809.01	5.25%	05/01/23	11/01/24	\$ 9,056.50	\$ 2,107,865.51	FEDERAL HOME & LOAN BANK	
COMBINED FUND TOTALS									\$ 51,283,889.44	\$ 181,412.70	\$ 51,465,302.14

REDEEMED
NEW CERTIFICATE OF DEPOSITS
RENEWED CD @ HIGHER RATE

FUB	\$	18,675,977.50
MSB	\$	10,452,634.76
SBT	\$	22,336,689.88
Total in GL	\$	51,465,302.14

MULTI-BANK SECURITIES AGENCY PORTFOLIO
APRIL 1, 2024 THROUGH APRIL 30, 2024

Issuer	Principal	Cusip Number	Settlement Date	Coupon Yield	Maturity Date	Interest Pays	Next Call Date	Beginning Market Value	Interest Paid	Withdrawals	Deposits (Cash & Securities)	Processing Fees	(1) Net Change in Portfolio	Ending Market Value
FEDERAL HOME LN MTG CORP	\$ 1,845,000.00	3134GYTU6	6/16/2023	5.250%	6/17/2026	SEMI ANNUAL	06/17/24	\$ 1,836,660.60					\$ (6,125.40)	\$ 1,830,535.20
FEDERAL HOME LN MTG CORP	\$ 2,000,000.00	3134GYVZ2	7/3/2023	5.250%	7/3/2025	SEMI ANNUAL	07/03/24	\$ 1,994,620.00					\$ 1,460.00	\$ 1,996,080.00
FEDERAL HOME LN MTG CORP	\$ 1,000,000.00	3134GYVY5	7/10/2023	5.375%	7/10/2026	SEMI ANNUAL	07/10/24	\$ 995,740.00					\$ (2,690.00)	\$ 993,050.00
FEDERAL FARM CR BKS	\$ 3,000,000.00	3133EPTD7	8/14/2023	5.370%	8/14/2024	SEMI ANNUAL	05/14/24	\$ 2,988,950.00					\$ (2,760.00)	\$ 2,996,190.00
FEDERAL HOME LN BKS	\$ 2,000,000.00	3130AXA73	9/25/2023	5.500%	9/25/2024	SEMI ANNUAL	09/25/24	\$ 2,000,180.00					\$ (4,640.00)	\$ 1,995,540.00
FEDERAL HOME LN BKS	\$ 3,500,000.00	3130AY-NW2	1/29/2024	4.800%	1/29/2026	SEMI ANNUAL	01/29/25	\$ 3,482,920.00					\$ (14,000.00)	\$ 3,468,920.00
FEDERAL HOME LN MTG CORP	\$ 3,500,000.00	3134HTQA4	1/24/2024	4.850%	10/24/2025	SEMI ANNUAL	01/24/25	\$ 3,492,545.00	\$ 42,437.50	\$ (42,437.50)			\$ (11,165.00)	\$ 3,481,380.00
FEDERAL HOME LN BKS	\$ 2,000,000.00	3130AYDV5	1/8/2024	4.850%	01/08/2026	SEMI ANNUAL	01/08/25	\$ 1,984,580.00					\$ (9,920.00)	\$ 1,984,660.00
FEDERAL HOME LN BKS	\$ 1,500,000.00	3130AYD78	1/8/2024	5.000%	7/8/2025	SEMI ANNUAL	07/08/24	\$ 1,498,395.00					\$ (2,790.00)	\$ 1,495,605.00
FEDERAL HOME LN BKS	\$ 1,500,000.00	3130AYDY9	1/8/2024	5.000%	1/8/2027	SEMI ANNUAL	10/08/24	\$ 1,494,225.00					\$ 135.00	\$ 1,494,360.00
Total Account Value	\$ 21,845,000.00							\$ 21,788,815.60	\$ 42,437.50	\$ (42,437.50)	\$ -	\$ -	\$ (52,495.40)	\$ 21,736,320.20
NEW BOND PURCHASED	\$ 1,000,000.00	3135GARTO	4/24/2024	5.300%	10/24/2025	SEMI ANNUAL	10/24/24	\$ -			\$ 1,000,000.00		\$ (2,430.00)	\$ (2,430.00)
ENDING ACCOUNT VALUE AS OF 9/30/24	\$ 22,845,000.00							\$ 21,788,815.60	\$ 42,437.50	\$ (42,437.50)	\$ 1,000,000.00	\$ -	\$ (54,925.40)	\$ 22,733,890.20

(1) Net Change in Portfolio is the difference between the ending account value and beginning account value after activity.

MARKET VALUE - BOOK VALUE = \$ 111,109.80

NATALIANCE AGENCY PORTFOLIO
APRIL 1, 2024 THRU APRIL 30, 2024

Issuer	Principal	Cusip Number	Settlement Date	Coupon Yield	Maturity Date	Interest Pays	Next Call Date	Beginning Market Value	Interest Paid	Withdrawals	Processing Fees	(1) Net Change in Portfolio	Ending Market Value
FEDERAL HOME LN MTG CORP	\$ 2,000,000.00	3134GY3P5	11/28/2022	5.125%	11/22/2024	S/A	BULLET	\$ 2,000,780.00	\$ -	\$ -	\$ -	\$ (1,840.00)	\$ 1,998,940.00
FEDERAL HOME LN MTG CORP	\$ 1,500,000.00	3134GY3X8	11/30/2022	5.100%	8/30/2024	S/A	BULLET	\$ 1,498,080.00	\$ -	\$ -	\$ -	\$ (615.00)	\$ 1,497,465.00
FEDERAL HOME LOAN BANKS	\$ 2,000,000.00	3130AUL85	1/27/2023	5.000%	1/27/2026	S/A	04/27/24	\$ 1,992,840.00	\$ -	\$ -	\$ -	\$ (3,340.00)	\$ 1,989,500.00
FEDERAL HOME LOAN BANKS	\$ 2,000,000.00	3130AULF9	1/30/2023	5.050%	1/28/2025	S/A	04/28/24	\$ 1,991,800.00	\$ -	\$ -	\$ -	\$ 2,920.00	\$ 1,994,720.00
FEDERAL HOME LN MTG CORP	\$ 3,000,000.00	3134GYEJ7	1/30/2023	5.000%	1/28/2025	S/A	04/28/24	\$ 2,987,040.00	\$ -	\$ -	\$ -	\$ 3,540.00	\$ 2,990,580.00
FEDERAL NATL MTG ASSN	\$ 3,000,000.00	3135GAEC1	1/27/2023	5.150%	1/27/2026	S/A	04/27/24	\$ 2,996,880.00	\$ -	\$ -	\$ -	\$ (13,260.00)	\$ 2,983,620.00
FEDERAL HOME LN MTG CORP	\$ 2,500,000.00	3134GYS29	5/9/2023	5.125%	11/12/2025	S/A	05/12/24	\$ 2,488,525.00	\$ -	\$ -	\$ -	\$ (1,250.00)	\$ 2,487,275.00
FEDERAL HOME LN MTG CORP	\$ 2,500,000.00	3134GYR08	5/9/2023	5.250%	5/7/2026	S/A	05/07/24	\$ 2,490,275.00	\$ -	\$ -	\$ -	\$ (7,125.00)	\$ 2,483,150.00
Total Account Value	\$ 18,500,000.00							\$ 18,446,220.00	\$ -	\$ -	\$ -	\$ (20,970.00)	\$ 18,425,250.00
FEDERAL HOME LN BANKS	\$ 1,000,000.00	3130b14e4	4/24/2024	5.300%	4/24/2026	S/A	04/25/25	\$ 1,000,000.00	\$ (6.95)	\$ -	\$ 6.95	\$ (3,110.00)	\$ 996,890.00
ENDING ACCOUNT VALUE AS OF 4/30/2024	\$ 19,500,000.00							\$ 19,446,220.00	\$ -	\$ (6.95)	\$ 6.95	\$ (24,080.00)	\$ 19,422,140.00
MARKET VALUE - BOOK VALUE =													
													\$ 77,860.00

(1) Net Change in Portfolio is the difference between the ending account value and beginning account value after activity.

Guadalupe County Texas Class Account Statement
 APRIL 1, 2024 - APRIL 30, 2024

Account Number	Account Name	Investor ID	Beginning Balance	Contributions	Withdrawals	Ending Balance	Income Earned for Period
TX-XX-XX21-XX02	GENERAL ACCOUNT	TX-XX-XX21	\$ 47,711,104.07	\$ 973,915.81	\$ 8,000,000.00	\$ 40,886,054.89	\$ 201,035.01
TX-XX-XX21-XX04	American Rescue Plan Account	TX-XX-XX21	\$ 25,232,406.93	\$ -	\$ -	\$ 25,344,919.06	\$ 112,512.13
TX-XX-XX21-XX05	Employee Benefit Account	TX-XX-XX21	\$ 6,989,385.47	\$ -	\$ -	\$ 7,020,551.37	\$ 31,165.90
Total			\$ 79,932,896.47	\$ 973,915.81	\$ 8,000,000.00	\$ 73,251,525.32	\$ 344,713.04
Average Yield For the Period 5.4286%							