



# Budget Worksheet Report

Budget Year 2019

Account	Account Description	2019 Adopted Budget
<b>FUND 100 - GENERAL FUND</b>		
<b>REVENUE</b>		
DEPT OR SOURCE <b>400 - COUNTY JUDGE</b>		
<i>Intergovernmental</i>		
350.7436	Intergovernmental State Salary Supplement	25,200.00
	<i>Intergovernmental Totals</i>	<u>\$25,200.00</u>
<i>Charges for Services</i>		
300.7410	Revenues Probate Training Fee	2,000.00
	<i>Charges for Services Totals</i>	<u>\$2,000.00</u>
	DEPT OR SOURCE <b>400 - COUNTY JUDGE Totals</b>	<u>\$27,200.00</u>
DEPT OR SOURCE <b>403 - COUNTY CLERK</b>		
SUB-DEPARTMENT <b>00 - GENERAL</b>		
<i>Licenses and Permits</i>		
300.7210	Revenues Marriage License	17,500.00
	<i>Licenses and Permits Totals</i>	<u>\$17,500.00</u>
<i>Charges for Services</i>		
300.7405	Revenues Fees of Office	875,000.00
300.7408	Revenues Probate Fees	2,000.00
300.7411	Revenues Clerk of Court Fees	.00
300.7415	Revenues Copy Fees	100,000.00
	<i>Charges for Services Totals</i>	<u>\$977,000.00</u>
	SUB-DEPARTMENT <b>00 - GENERAL Totals</b>	<u>\$994,500.00</u>
	DEPT OR SOURCE <b>403 - COUNTY CLERK Totals</b>	<u>\$994,500.00</u>
DEPT OR SOURCE <b>409 - NON DEPARTMENTAL</b>		
<i>Property Taxes</i>		
300.7110	Revenues Current Taxes / Real Property	38,950,000.00
300.7120	Revenues Delinquent Taxes / Real Property	400,000.00
300.7130	Revenues Penalty & Interest	300,000.00
	<i>Property Taxes Totals</i>	<u>\$39,650,000.00</u>
<i>Sales Tax</i>		



# Budget Worksheet Report

Budget Year 2019

300.7190	Revenues	1/2 Cent Sales Tax	7,400,000.00
		<i>Sales Tax Totals</i>	<u>\$7,400,000.00</u>
<i>Other Taxes</i>			
300.7320	Revenues	Bingo Gross Receipts Tax	90,000.00
300.7325	Revenues	Mixed Beverage Tax	140,000.00
		<i>Other Taxes Totals</i>	<u>\$230,000.00</u>
<i>Intergovernmental</i>			
350.7310	Intergovernmental	Tobacco Settlement Distribution	75,000.00
350.7312	Intergovernmental	Indigent Fair Defense Allocation	100,000.00
		<i>Intergovernmental Totals</i>	<u>\$175,000.00</u>
<i>Charges for Services</i>			
300.7420	Revenues	County Court Costs	80,000.00
300.7421	Revenues	County Time Payment Fee	.00
		<i>Charges for Services Totals</i>	<u>\$80,000.00</u>
<i>Fines &amp; Forfeitures</i>			
300.7540	Revenues	Bond Forfeitures	50,000.00
		<i>Fines &amp; Forfeitures Totals</i>	<u>\$50,000.00</u>
<i>Miscellaneous</i>			
300.7135	Revenues	Unclaimed Excess Proceeds TC 34	100.00
300.7605	Revenues	Miscellaneous Revenue	20,000.00
300.7625	Revenues	Oil Leases / Royalties	100.00
300.7626	Revenues	Waste Management Settlement	450,000.00
300.7640	Revenues	Net Estray Proceeds	100.00
300.7652	Revenues	WC Indemnity Payments	15,000.00
300.7655	Revenues	Proceeds - County Auction	1,000.00
		<i>Miscellaneous Totals</i>	<u>\$486,300.00</u>
<i>Interest Income</i>			
330.7610	Investment Income	Interest Income	600,000.00
		<i>Interest Income Totals</i>	<u>\$600,000.00</u>
	DEPT OR SOURCE	<b>409 - NON DEPARTMENTAL</b> Totals	<u>\$48,671,300.00</u>

DEPT OR SOURCE **410 - COUNTY ENGINEER**



# Budget Worksheet Report

Budget Year 2019

SUB-DEPARTMENT **00 - GENERAL**

*Charges for Services*

300.7260	Revenues	Development Review Fee	.00
<i>Charges for Services Totals</i>			\$0.00

SUB-DEPARTMENT **00 - GENERAL** Totals \$0.00

DEPT OR SOURCE **410 - COUNTY ENGINEER** Totals \$0.00

DEPT OR SOURCE **426 - COUNTY COURT AT LAW**

*Intergovernmental*

350.7436	Intergovernmental	State Salary Supplement	84,000.00
<i>Intergovernmental Totals</i>			\$84,000.00

*Charges for Services*

300.7425	Revenues	Court Appointed Attorney Fees	3,000.00
300.7430	Revenues	Jury Fees	500.00
<i>Charges for Services Totals</i>			\$3,500.00

DEPT OR SOURCE **426 - COUNTY COURT AT LAW** Totals \$87,500.00

DEPT OR SOURCE **427 - COUNTY COURT AT LAW NO. 2**

*Intergovernmental*

350.7436	Intergovernmental	State Salary Supplement	84,000.00
<i>Intergovernmental Totals</i>			\$84,000.00

*Charges for Services*

300.7425	Revenues	Court Appointed Attorney Fees	55,000.00
300.7430	Revenues	Jury Fees	100.00
<i>Charges for Services Totals</i>			\$55,100.00

DEPT OR SOURCE **427 - COUNTY COURT AT LAW NO. 2** Totals \$139,100.00


DEPT OR SOURCE **435 - COMBINED DISTRICT COURT**

*Intergovernmental*

350.7313	Intergovernmental	State Reimbursement of Jury Pay	20,000.00
<i>Intergovernmental Totals</i>			\$20,000.00

*Charges for Services*

300.7425	Revenues	Court Appointed Attorney Fees	60,000.00
300.7426	Revenues	Juv Court Appointed Atty Fees	5,000.00



# Budget Worksheet Report

Budget Year 2019

		<i>Charges for Services Totals</i>	\$65,000.00
<i>Miscellaneous</i>			
300.7605	Revenues	Miscellaneous Revenue	3,500.00
		<i>Miscellaneous Totals</i>	\$3,500.00
DEPT OR SOURCE		<b>435 - COMBINED DISTRICT COURT</b> Totals	\$88,500.00
DEPT OR SOURCE		<b>436 - 25TH JUDICIAL DISTRICT</b>	
<i>Intergovernmental</i>			
350.7335	Intergovernmental	Colorado County	18,000.00
350.7340	Intergovernmental	Lavaca County	19,000.00
350.7345	Intergovernmental	Gonzales County	18,000.00
		<i>Intergovernmental Totals</i>	\$55,000.00
DEPT OR SOURCE		<b>436 - 25TH JUDICIAL DISTRICT</b> Totals	\$55,000.00
DEPT OR SOURCE		<b>438 - 2ND 25TH JUDICIAL DISTRICT</b>	
<i>Intergovernmental</i>			
350.7335	Intergovernmental	Colorado County	19,000.00
350.7340	Intergovernmental	Lavaca County	18,000.00
350.7345	Intergovernmental	Gonzales County	19,000.00
		<i>Intergovernmental Totals</i>	\$56,000.00
DEPT OR SOURCE		<b>438 - 2ND 25TH JUDICIAL DISTRICT</b>	\$56,000.00
DEPT OR SOURCE		<b>450 - DISTRICT CLERK</b>	
SUB-DEPARTMENT		<b>00 - GENERAL</b>	
<i>Charges for Services</i>			
300.7405	Revenues	Fees of Office	225,000.00
300.7411	Revenues	Clerk of Court Fees	.00
300.7415	Revenues	Copy Fees	75,000.00
300.7417	Revenues	Passport Photo Fees	15,000.00
300.7435	Revenues	Registry Account Maint Fee	1,000.00
		<i>Charges for Services Totals</i>	\$316,000.00
SUB-DEPARTMENT		<b>00 - GENERAL</b> Totals	\$316,000.00
DEPT OR SOURCE		<b>450 - DISTRICT CLERK</b> Totals	\$316,000.00
DEPT OR SOURCE		<b>451 - JUSTICE OF THE PEACE, PRECINCT 1</b>	



# Budget Worksheet Report

Budget Year 2019

*Charges for Services*

300.7405	Revenues	Fees of Office	30,000.00
<i>Charges for Services Totals</i>			<u>\$30,000.00</u>

*Fines & Forfeitures*

300.7530	Revenues	Fines / Justice Courts	500,000.00
<i>Fines &amp; Forfeitures Totals</i>			<u>\$500,000.00</u>

DEPT OR SOURCE 451 - JUSTICE OF THE PEACE, PRECINCT \$530,000.00

DEPT OR SOURCE 452 - JUSTICE OF THE PEACE, PRECINCT 2

*Charges for Services*

300.7405	Revenues	Fees of Office	25,000.00
<i>Charges for Services Totals</i>			<u>\$25,000.00</u>

*Fines & Forfeitures*

300.7530	Revenues	Fines / Justice Courts	100,000.00
<i>Fines &amp; Forfeitures Totals</i>			<u>\$100,000.00</u>

DEPT OR SOURCE 452 - JUSTICE OF THE PEACE, PRECINCT \$125,000.00

DEPT OR SOURCE 453 - JUSTICE OF THE PEACE, PRECINCT 3

*Charges for Services*

300.7405	Revenues	Fees of Office	11,000.00
<i>Charges for Services Totals</i>			<u>\$11,000.00</u>

*Fines & Forfeitures*

300.7530	Revenues	Fines / Justice Courts	45,000.00
<i>Fines &amp; Forfeitures Totals</i>			<u>\$45,000.00</u>

DEPT OR SOURCE 453 - JUSTICE OF THE PEACE, PRECINCT \$56,000.00

DEPT OR SOURCE 454 - JUSTICE OF THE PEACE, PRECINCT 4

*Charges for Services*

300.7405	Revenues	Fees of Office	35,000.00
<i>Charges for Services Totals</i>			<u>\$35,000.00</u>

*Fines & Forfeitures*

300.7530	Revenues	Fines / Justice Courts	180,000.00
<i>Fines &amp; Forfeitures Totals</i>			<u>\$180,000.00</u>

DEPT OR SOURCE 454 - JUSTICE OF THE PEACE, PRECINCT \$215,000.00



# Budget Worksheet Report

Budget Year 2019

DEPT OR SOURCE **475 - COUNTY ATTORNEY**

*Intergovernmental*

350.7332	Intergovernmental State Reimbursement- SANE Prog	50,000.00
350.7435	Intergovernmental Asst Prosecutor State Longevity	24,000.00
350.7436	Intergovernmental State Salary Supplement	3,955.00
<i>Intergovernmental Totals</i>		<hr/> <b>\$77,955.00</b>

*Charges for Services*

300.7405	Revenues Fees of Office	8,500.00
300.7416	Revenues Video Copy Fee	8,000.00
<i>Charges for Services Totals</i>		<hr/> <b>\$16,500.00</b>

DEPT OR SOURCE **475 - COUNTY ATTORNEY Totals** **\$94,455.00**

DEPT OR SOURCE **490 - ELECTION ADMINISTRATION**

*Charges for Services*

300.7446	Revenues Voter Registration Lists & Maps	100.00
300.7646	Revenues Elections Contract Reimbursement	.00
<i>Charges for Services Totals</i>		<hr/> <b>\$100.00</b>

DEPT OR SOURCE **490 - ELECTION ADMINISTRATION Totals** **\$100.00**

DEPT OR SOURCE **495 - COUNTY AUDITOR**

*Intergovernmental*

350.7476	Intergovernmental Accounting Services Fee	4,000.00
<i>Intergovernmental Totals</i>		<hr/> <b>\$4,000.00</b>

DEPT OR SOURCE **495 - COUNTY AUDITOR Totals** **\$4,000.00**

DEPT OR SOURCE **497 - COUNTY TREASURER**

*Charges for Services*

300.7405	Revenues Fees of Office	4,000.00
<i>Charges for Services Totals</i>		<hr/> <b>\$4,000.00</b>

DEPT OR SOURCE **497 - COUNTY TREASURER Totals** **\$4,000.00**

DEPT OR SOURCE **499 - TAX ASSESSOR COLLECTOR**

SUB-DEPARTMENT **00 - GENERAL**

*Property Taxes*

300.7132	Revenues Penalty on Late Renditions	15,000.00
----------	-------------------------------------	-----------



# Budget Worksheet Report

Budget Year 2019

	<i>Property Taxes Totals</i>	\$15,000.00
<i>Sales Tax</i>		
300.7239	Revenues Boat Sales Tax County Portion	14,000.00
	<i>Sales Tax Totals</i>	\$14,000.00
<i>Other Taxes</i>		
300.7235	Revenues Vehicle Registration	1,300,000.00
	<i>Other Taxes Totals</i>	\$1,300,000.00
<i>Licenses and Permits</i>		
300.7225	Revenues Wine / Beer License	7,000.00
300.7228	Revenues TABC 5% Commission	1,000.00
300.7230	Revenues County Liquor License	16,000.00
300.7238	Revenues Boat Registration	11,000.00
	<i>Licenses and Permits Totals</i>	\$35,000.00
<i>Intergovernmental</i>		
350.7445	Intergovernmental Tax Collection Contracts	47,000.00
	<i>Intergovernmental Totals</i>	\$47,000.00
<i>Charges for Services</i>		
300.7242	Revenues Child Safety Fee per TC 502.403	19,000.00
300.7405	Revenues Fees of Office	100.00
300.7452	Revenues Vehicle Title Fee (\$5)	132,000.00
300.7458	Revenues Tax Certificates	10,000.00
	<i>Charges for Services Totals</i>	\$161,100.00
<i>Interest Income</i>		
330.7610	Investment Income Interest Income	2,000.00
	<i>Interest Income Totals</i>	\$2,000.00
	<b>SUB-DEPARTMENT 00 - GENERAL Totals</b>	<b>\$1,574,100.00</b>
	<b>DEPT OR SOURCE 499 - TAX ASSESSOR COLLECTOR Totals</b>	<b>\$1,574,100.00</b>
	<b>DEPT OR SOURCE 545 - FIRE MARSHAL / EMC</b>	
<i>Intergovernmental</i>		
350.7331	Intergovernmental Grant Funding - Federal	25,071.00
	<i>Intergovernmental Totals</i>	\$25,071.00



# Budget Worksheet Report

Budget Year 2019

*Miscellaneous*

300.7605	Revenues	Miscellaneous Revenue	100.00
		<i>Miscellaneous Totals</i>	<u>\$100.00</u>

DEPT OR SOURCE **545 - FIRE MARSHAL / EMC** Totals \$25,171.00

DEPT OR SOURCE **551 - CONSTABLE, PRECINCT 1**

*Charges for Services*

300.7405	Revenues	Fees of Office	55,000.00
		<i>Charges for Services Totals</i>	<u>\$55,000.00</u>

DEPT OR SOURCE **551 - CONSTABLE, PRECINCT 1** Totals \$55,000.00

DEPT OR SOURCE **552 - CONSTABLE, PRECINCT 2**

*Charges for Services*

300.7405	Revenues	Fees of Office	42,000.00
		<i>Charges for Services Totals</i>	<u>\$42,000.00</u>

DEPT OR SOURCE **552 - CONSTABLE, PRECINCT 2** Totals \$42,000.00

DEPT OR SOURCE **553 - CONSTABLE, PRECINCT 3**

*Charges for Services*

300.7405	Revenues	Fees of Office	35,000.00
		<i>Charges for Services Totals</i>	<u>\$35,000.00</u>

DEPT OR SOURCE **553 - CONSTABLE, PRECINCT 3** Totals \$35,000.00

DEPT OR SOURCE **554 - CONSTABLE, PRECINCT 4**

*Charges for Services*

300.7405	Revenues	Fees of Office	35,000.00
		<i>Charges for Services Totals</i>	<u>\$35,000.00</u>

DEPT OR SOURCE **554 - CONSTABLE, PRECINCT 4** Totals \$35,000.00

DEPT OR SOURCE **560 - COUNTY SHERIFF**

SUB-DEPARTMENT **00 - GENERAL**

*Intergovernmental*

350.7308	Intergovernmental	DEA Overtime Reimburse Cost	25,000.00
350.7309	Intergovernmental	HIDTA Overtime Reimbursement	6,000.00
350.7460	Intergovernmental	Citation Fee- AG Title D Payment	20,000.00
350.7467	Intergovernmental	Prisoner Transport or Guard Fees	5,000.00





# Budget Worksheet Report

Budget Year 2019

350.7471	Intergovernmental Bluebonnet Trails Comm Svcs	100,000.00
	<i>Intergovernmental Totals</i>	<u>\$156,000.00</u>
	<i>Charges for Services</i>	
300.7405	Revenues Fees of Office	190,000.00
300.7412	Revenues Class Registration Fees	1,000.00
300.7460	Revenues Citation Fees	25,000.00
	<i>Charges for Services Totals</i>	<u>\$216,000.00</u>
	<i>Miscellaneous</i>	
300.7605	Revenues Miscellaneous Revenue	1,000.00
	<i>Miscellaneous Totals</i>	<u>\$1,000.00</u>
	SUB-DEPARTMENT <b>00 - GENERAL</b> Totals	<u>\$373,000.00</u>
	DEPT OR SOURCE <b>560 - COUNTY SHERIFF</b> Totals	<u>\$373,000.00</u>
	DEPT OR SOURCE <b>570 - COUNTY JAIL</b>	
	SUB-DEPARTMENT <b>00 - GENERAL</b>	
	<i>Intergovernmental</i>	
350.7370	Intergovernmental Social Security Incentive Pmts	10,000.00
350.7467	Intergovernmental Prisoner Transport or Guard Fees	20,000.00
350.7470	Intergovernmental Inmate Board Bills	1,000,000.00
	<i>Intergovernmental Totals</i>	<u>\$1,030,000.00</u>
	<i>Charges for Services</i>	
300.7472	Revenues Inmate Medical Fees	25,000.00
300.7473	Revenues Work Release Participant Fee	7,000.00
300.7635	Revenues Other Commission	1,000.00
	<i>Charges for Services Totals</i>	<u>\$33,000.00</u>
	<i>Miscellaneous</i>	
300.7605	Revenues Miscellaneous Revenue	100.00
300.7636	Revenues Jail Phone Commissions	130,000.00
	<i>Miscellaneous Totals</i>	<u>\$130,100.00</u>
	SUB-DEPARTMENT <b>00 - GENERAL</b> Totals	<u>\$1,193,100.00</u>
	DEPT OR SOURCE <b>570 - COUNTY JAIL</b> Totals	<u>\$1,193,100.00</u>
	DEPT OR SOURCE <b>630 - HEALTH &amp; SOCIAL SERVICES</b>	



# Budget Worksheet Report

Budget Year 2019

*Intergovernmental*

350.7305	Intergovernmental City Contribution to Hospital	1,744,709.00
<i>Intergovernmental Totals</i>		<u>\$1,744,709.00</u>

DEPT OR SOURCE **630 - HEALTH & SOCIAL SERVICES** Totals \$1,744,709.00

DEPT OR SOURCE **635 - ENVIRONMENTAL HEALTH**

*Licenses and Permits*

300.7250	Revenues Septic Tank Permits	90,000.00
300.7251	Revenues Yard Permits	4,000.00
300.7255	Revenues Flood Plain Permits	1,000.00
300.7262	Revenues Subdivision Plat Review	2,000.00
<i>Licenses and Permits Totals</i>		<u>\$97,000.00</u>

*Miscellaneous*

300.7605	Revenues Miscellaneous Revenue	500.00
<i>Miscellaneous Totals</i>		<u>\$500.00</u>
DEPT OR SOURCE <b>635 - ENVIRONMENTAL HEALTH</b> Totals		<u>\$97,500.00</u>

DEPT OR SOURCE **637 - ANIMAL CONTROL**

*Charges for Services*

300.7405	Revenues Fees of Office	8,000.00
<i>Charges for Services Totals</i>		<u>\$8,000.00</u>

DEPT OR SOURCE **637 - ANIMAL CONTROL** Totals \$8,000.00

**REVENUE TOTALS** \$56,646,235.00

**EXPENSE**

DEPT OR SOURCE **400 - COUNTY JUDGE**

*Personnel Services*

410.1010	Elected Officials Salary	78,187.00
410.1011	Elected Officials State Salary Supplement	25,200.00
410.1012	Elected Officials Auto Allowance	6,900.00
410.1610	Elected Officials Longevity	1,215.00
430.1030	Employees Salaried Exempt	62,500.00
430.1040	Employees Hourly Employees	55,165.00
430.1053	Employees Cell Phone Allowance	.00



# Budget Worksheet Report

Budget Year 2019

430.1595	Employees Part-time employees	49,700.00
430.1610	Employees Longevity	1,585.00
450.2010	Benefits Social Security/Medicare	21,455.00
450.2020	Benefits Group Medical Insurance	25,350.00
450.2030	Benefits Retirement	31,691.00
450.2040	Benefits Worker's Compensation Insurance	366.00
<i>Personnel Services Totals</i>		\$359,314.00

*Operations*

520.3100	Oper Exp Office Supplies / Minor Eqpt	4,000.00
520.3110	Oper Exp Postage	200.00
520.3300	Oper Exp Fuel	.00
520.3900	Oper Exp Subs, Publications, Access Fees	200.00
520.4007	Oper Exp Court Reporter	500.00
520.4205	Oper Exp Cell Phone	.00
520.4212	Oper Exp Wireless Internet Service	.00
520.4260	Oper Exp Mileage/Travel non training	750.00
520.4350	Oper Exp Printing	100.00
520.4520	Oper Exp Repair Office & Misc Equipment	400.00
520.4540	Oper Exp Vehicle Repair & Maintenance	.00
520.4800	Oper Exp Bond Premium / Issue Costs	800.00
520.4810	Oper Exp Membership Dues & Licenses	800.00
520.4812	Oper Exp Training & Conferences	4,000.00
520.4813	Oper Exp Probate Continuing Education	2,500.00
520.4825	Oper Exp Insurance - Fleet	.00
<i>Operations Totals</i>		\$14,250.00

*Operations - Non Capital Assets*

520.3657	Oper Exp Controlled Assets	4,000.00
<i>Operations - Non Capital Assets Totals</i>		\$4,000.00

*Capital Outlay*

595.5720	Capital Outlay Office Furniture & Equipment	.00
595.5730	Capital Outlay Vehicles	.00



# Budget Worksheet Report

Budget Year 2019

*Capital Outlay Totals* \$0.00

DEPT OR SOURCE **400 - COUNTY JUDGE** Totals \$377,564.00

DEPT OR SOURCE **401 - COMMISSIONERS COURT**

SUB-DEPARTMENT **00 - GENERAL**

*Personnel Services*

430.1040	Employees Hourly Employees	37,459.00
430.1610	Employees Longevity	750.00
450.2010	Benefits Social Security/Medicare	2,923.00
450.2020	Benefits Group Medical Insurance	10,140.00
450.2030	Benefits Retirement	4,318.00
450.2040	Benefits Worker's Compensation Insurance	50.00

*Personnel Services Totals* \$55,640.00

*Operations*

520.3100	Oper Exp Office Supplies / Minor Eqpt	3,000.00
520.3110	Oper Exp Postage	600.00
520.3900	Oper Exp Subs, Publications, Access Fees	100.00
520.4262	Oper Exp Commissioners Mileage Out of Cty	1,200.00
520.4522	Oper Exp Copier Maintenance Agreements	1,000.00
520.4800	Oper Exp Bond Premium / Issue Costs	300.00
520.4810	Oper Exp Membership Dues & Licenses	2,300.00
520.4812	Oper Exp Training & Conferences	2,500.00

*Operations Totals* \$11,000.00

*Operations - Non Capital Assets*

520.3657	Oper Exp Controlled Assets	700.00
----------	----------------------------	--------

*Operations - Non Capital Assets Totals* \$700.00

*Capital Outlay*

595.5720	Capital Outlay Office Furniture & Equipment	.00
----------	---	-----

*Capital Outlay Totals* \$0.00

SUB-DEPARTMENT **00 - GENERAL** Totals \$67,340.00

SUB-DEPARTMENT **01 - PRECINCT 1**

*Personnel Services*



# Budget Worksheet Report

Budget Year 2019

410.1010	Elected Officials Salary	63,059.00
410.1012	Elected Officials Auto Allowance	6,900.00
410.1610	Elected Officials Longevity	1,095.00
450.2010	Benefits Social Security/Medicare	5,436.00
450.2030	Benefits Retirement	8,029.00
450.2040	Benefits Worker's Compensation Insurance	93.00
<i>Personnel Services Totals</i>		<u>\$84,612.00</u>

*Operations*

520.4801	Oper Exp Conference/Training Pct 1	4,000.00
<i>Operations Totals</i>		<u>\$4,000.00</u>
SUB-DEPARTMENT 01 - PRECINCT 1 Totals		<u>\$88,612.00</u>

SUB-DEPARTMENT 02 - PRECINCT 2

*Personnel Services*

410.1010	Elected Officials Salary	63,059.00
410.1012	Elected Officials Auto Allowance	6,900.00
410.1610	Elected Officials Longevity	975.00
450.2010	Benefits Social Security/Medicare	5,426.00
450.2020	Benefits Group Medical Insurance	10,140.00
450.2030	Benefits Retirement	8,016.00
450.2040	Benefits Worker's Compensation Insurance	93.00
<i>Personnel Services Totals</i>		<u>\$94,609.00</u>

*Operations*

520.4802	Oper Exp Conference/Training Pct 2	5,000.00
<i>Operations Totals</i>		<u>\$5,000.00</u>
SUB-DEPARTMENT 02 - PRECINCT 2 Totals		<u>\$99,609.00</u>

SUB-DEPARTMENT 03 - PRECINCT 3

*Personnel Services*

410.1010	Elected Officials Salary	63,059.00
410.1012	Elected Officials Auto Allowance	6,900.00
410.1610	Elected Officials Longevity	2,055.00
450.2010	Benefits Social Security/Medicare	5,509.00



# Budget Worksheet Report

Budget Year 2019

450.2020	Benefits Group Medical Insurance	10,140.00
450.2030	Benefits Retirement	8,138.00
450.2040	Benefits Worker's Compensation Insurance	94.00
	<i>Personnel Services Totals</i>	<hr/> <b>\$95,895.00</b>
<i>Operations</i>		
520.4803	Oper Exp Conference/Training Pct 3	2,500.00
	<i>Operations Totals</i>	<hr/> <b>\$2,500.00</b>
SUB-DEPARTMENT 03 - PRECINCT 3 Totals		<hr/> <b>\$98,395.00</b>
SUB-DEPARTMENT 04 - PRECINCT 4		
<i>Personnel Services</i>		
410.1010	Elected Officials Salary	63,059.00
410.1012	Elected Officials Auto Allowance	6,900.00
410.1610	Elected Officials Longevity	1,695.00
450.2010	Benefits Social Security/Medicare	5,482.00
450.2020	Benefits Group Medical Insurance	10,140.00
450.2030	Benefits Retirement	8,097.00
450.2040	Benefits Worker's Compensation Insurance	94.00
	<i>Personnel Services Totals</i>	<hr/> <b>\$95,467.00</b>
<i>Operations</i>		
520.4804	Oper Exp Conference/Training Pct 4	4,000.00
	<i>Operations Totals</i>	<hr/> <b>\$4,000.00</b>
SUB-DEPARTMENT 04 - PRECINCT 4 Totals		<hr/> <b>\$99,467.00</b>
DEPT OR SOURCE 401 - COMMISSIONERS COURT Totals		<hr/> <b>\$453,423.00</b>
DEPT OR SOURCE 403 - COUNTY CLERK		
SUB-DEPARTMENT 00 - GENERAL		
<i>Personnel Services</i>		
410.1010	Elected Officials Salary	72,792.00
410.1610	Elected Officials Longevity	1,695.00
430.1040	Employees Hourly Employees	934,193.00
430.1610	Employees Longevity	25,695.00
450.2010	Benefits Social Security/Medicare	79,130.00



# Budget Worksheet Report

Budget Year 2019

450.2020	Benefits Group Medical Insurance	243,360.00
450.2030	Benefits Retirement	116,884.00
450.2040	Benefits Worker's Compensation Insurance	1,352.00
<i>Personnel Services Totals</i>		<u>\$1,475,101.00</u>

*Operations*

520.3100	Oper Exp Office Supplies / Minor Eqpt	20,000.00
520.3110	Oper Exp Postage	13,500.00
520.3900	Oper Exp Subs, Publications, Access Fees	500.00
520.4260	Oper Exp Mileage/Travel non training	750.00
520.4350	Oper Exp Printing	750.00
520.4520	Oper Exp Repair Office & Misc Equipment	2,420.00
520.4522	Oper Exp Copier Maintenance Agreements	2,600.00
520.4622	Oper Exp Lease/Rent - Postage Machine	5,300.00
520.4800	Oper Exp Bond Premium / Issue Costs	1,243.00
520.4810	Oper Exp Membership Dues & Licenses	600.00
520.4812	Oper Exp Training & Conferences	10,000.00
520.4813	Oper Exp Probate Continuing Education	3,000.00
<i>Operations Totals</i>		<u>\$60,663.00</u>

*Operations - Non Capital Assets*

520.3657	Oper Exp Controlled Assets	26,500.00
<i>Operations - Non Capital Assets Totals</i>		<u>\$26,500.00</u>

*Capital Outlay*

595.5720	Capital Outlay Office Furniture & Equipment	.00
<i>Capital Outlay Totals</i>		<u>\$0.00</u>

SUB-DEPARTMENT **00 - GENERAL** Totals \$1,562,264.00

DEPT OR SOURCE **403 - COUNTY CLERK** Totals \$1,562,264.00

DEPT OR SOURCE **405 - VETERANS' SERVICE OFFICER**

*Personnel Services*

420.1020	Appointed Officials Salary	55,845.00
420.1022	Appointed Officials Auto Allowance	3,000.00
420.1023	Appointed Officials Cell Phone Allowance	720.00



# Budget Worksheet Report

Budget Year 2019

420.1610	Appointed Officials Longevity	.00
430.1040	Employees Hourly Employees	35,496.00
430.1595	Employees Part-time employees	30,000.00
430.1610	Employees Longevity	.00
450.2010	Benefits Social Security/Medicare	9,567.00
450.2020	Benefits Group Medical Insurance	20,280.00
450.2030	Benefits Retirement	14,132.00
450.2040	Benefits Worker's Compensation Insurance	163.00
	<i>Personnel Services Totals</i>	<hr/> <b>\$169,203.00</b>
<i>Operations</i>		
520.3100	Oper Exp Office Supplies / Minor Eqpt	1,250.00
520.3110	Oper Exp Postage	450.00
520.3300	Oper Exp Fuel	.00
520.3900	Oper Exp Subs, Publications, Access Fees	300.00
520.4260	Oper Exp Mileage/Travel non training	250.00
520.4350	Oper Exp Printing	300.00
520.4520	Oper Exp Repair Office & Misc Equipment	1,500.00
520.4540	Oper Exp Vehicle Repair & Maintenance	.00
520.4800	Oper Exp Bond Premium / Issue Costs	.00
520.4810	Oper Exp Membership Dues & Licenses	400.00
520.4812	Oper Exp Training & Conferences	2,500.00
520.4825	Oper Exp Insurance - Fleet	.00
	<i>Operations Totals</i>	<hr/> <b>\$6,950.00</b>
<i>Operations - Non Capital Assets</i>		
520.3657	Oper Exp Controlled Assets	1,000.00
	<i>Operations - Non Capital Assets Totals</i>	<hr/> <b>\$1,000.00</b>
<i>Capital Outlay</i>		
595.5730	Capital Outlay Vehicles	.00
	<i>Capital Outlay Totals</i>	<hr/> <b>\$0.00</b>
DEPT OR SOURCE <b>405 - VETERANS' SERVICE OFFICER Totals</b>		<hr/> <b>\$177,153.00</b>
DEPT OR SOURCE <b>409 - NON DEPARTMENTAL</b>		





# Budget Worksheet Report

Budget Year 2019

*Personnel Services*

450.2030	Benefits Retirement	215,000.00
450.2060	Benefits Unemployment Insurance	90,000.00
<i>Personnel Services Totals</i>		<hr/> \$305,000.00

*Operations*

520.3100	Oper Exp Office Supplies / Minor Eqpt	2,000.00
520.3310	Oper Exp Copier / Computer Paper	34,000.00
520.3340	Oper Exp Miscellaneous	10,000.00
520.4005	Oper Exp Legal Fees	50,000.00
520.4010	Oper Exp Outside Audit	104,000.00
520.4020	Oper Exp Architectural Services	50,000.00
520.4022	Oper Exp Engineering Services	50,000.00
520.4025	Oper Exp Appraisal District Support	601,694.00
520.4030	Oper Exp Consulting Services	80,000.00
520.4200	Oper Exp Telephone	135,000.00
520.4300	Oper Exp Advertising & Legal Notices	10,000.00
520.4350	Oper Exp Printing	3,000.00
520.4375	Oper Exp Redistricting Services	.00
520.4400	Oper Exp Electric Service & Garbage	412,000.00
520.4410	Oper Exp Gas - Utilities	6,000.00
520.4420	Oper Exp Water - Utilities	34,000.00
520.4516	Oper Exp Emergency Communication System	.00
520.4810	Oper Exp Membership Dues & Licenses	25,000.00
520.4820	Oper Exp Insurance other than fleet	292,000.00
520.4821	Oper Exp Insurance Claims	45,000.00
520.4991	Oper Exp Tax Reimbursement/Abatement	335,000.00
520.4994	Oper Exp Flood/Disaster Expenses	100,000.00
520.4995	Oper Exp Contingency Funds	95,000.00
520.4996	Oper Exp IRS/Arbitrage Expense	2,500.00
<i>Operations Totals</i>		<hr/> \$2,476,194.00

*Operations - Non Capital Assets*



# Budget Worksheet Report

Budget Year 2019

520.3657	Oper Exp Controlled Assets	6,000.00
	<i>Operations - Non Capital Assets Totals</i>	<u>\$6,000.00</u>
	<i>Capital Outlay</i>	
595.5710	Capital Outlay Equipment & Machinery	.00
595.5730	Capital Outlay Vehicles	.00
	<i>Capital Outlay Totals</i>	<u>\$0.00</u>
	<i>Transfers Out</i>	
700.0899	Transfers Out Transfer out to Grant Fund	37,500.00
	<i>Transfers Out Totals</i>	<u>\$37,500.00</u>
	DEPT OR SOURCE <b>409 - NON DEPARTMENTAL</b> Totals	<u>\$2,824,694.00</u>
	DEPT OR SOURCE <b>410 - COUNTY ENGINEER</b>	
	SUB-DEPARTMENT <b>00 - GENERAL</b>	
	<i>Personnel Services</i>	
420.1020	Appointed Officials Salary	.00
420.1023	Appointed Officials Cell Phone Allowance	.00
420.1610	Appointed Officials Longevity	.00
430.1030	Employees Salaried Exempt	.00
430.1053	Employees Cell Phone Allowance	.00
450.2010	Benefits Social Security/Medicare	.00
450.2020	Benefits Group Medical Insurance	.00
450.2030	Benefits Retirement	.00
450.2040	Benefits Worker's Compensation Insurance	.00
	<i>Personnel Services Totals</i>	<u>\$0.00</u>
	<i>Operations</i>	
520.3100	Oper Exp Office Supplies / Minor Eqpt	.00
520.3110	Oper Exp Postage	.00
520.3300	Oper Exp Fuel	.00
520.3340	Oper Exp Miscellaneous	.00
520.3757	Oper Exp Vehicle Equipment	.00
520.3900	Oper Exp Subs, Publications, Access Fees	.00
520.4022	Oper Exp Engineering Services	.00



# Budget Worksheet Report

Budget Year 2019

520.4023	Oper Exp Development Review Services	.00
520.4212	Oper Exp Wireless Internet Service	.00
520.4350	Oper Exp Printing	.00
520.4540	Oper Exp Vehicle Repair & Maintenance	.00
520.4800	Oper Exp Bond Premium / Issue Costs	.00
520.4810	Oper Exp Membership Dues & Licenses	.00
520.4812	Oper Exp Training & Conferences	.00
520.4825	Oper Exp Insurance - Fleet	.00
	<i>Operations Totals</i>	<hr/> \$0.00
	<i>Operations - Non Capital Assets</i>	
520.3657	Oper Exp Controlled Assets	.00
	<i>Operations - Non Capital Assets Totals</i>	<hr/> \$0.00
	<i>Capital Outlay</i>	
595.5730	Capital Outlay Vehicles	.00
	<i>Capital Outlay Totals</i>	<hr/> \$0.00
	<b>SUB-DEPARTMENT 00 - GENERAL Totals</b>	<hr/> \$0.00
	<b>DEPT OR SOURCE 410 - COUNTY ENGINEER Totals</b>	<hr/> \$0.00
	<b>DEPT OR SOURCE 426 - COUNTY COURT AT LAW</b>	
	<i>Personnel Services</i>	
410.1010	Elected Officials Salary	157,000.00
410.1610	Elected Officials Longevity	975.00
430.1030	Employees Salaried Exempt	64,903.00
430.1040	Employees Hourly Employees	55,186.00
430.1595	Employees Part-time employees	20,000.00
430.1597	Employees Visiting Judges	7,000.00
430.1610	Employees Longevity	3,285.00
450.2010	Benefits Social Security/Medicare	21,507.00
450.2020	Benefits Group Medical Insurance	30,420.00
450.2030	Benefits Retirement	34,052.00
450.2040	Benefits Worker's Compensation Insurance	403.00
	<i>Personnel Services Totals</i>	<hr/> \$394,731.00



# Budget Worksheet Report

Budget Year 2019

*Operations*

520.3100	Oper Exp Office Supplies / Minor Eqpt	3,000.00
520.3110	Oper Exp Postage	600.00
520.3900	Oper Exp Subs, Publications, Access Fees	750.00
520.4006	Oper Exp Court Appointed Attorney	3,200.00
520.4007	Oper Exp Court Reporter	2,000.00
520.4014	Oper Exp Drug Court Atty Team Meetings	6,000.00
520.4015	Oper Exp Witness / Trial Expenses	4,000.00
520.4062	Oper Exp Guardian Ad-Litem	.00
520.4064	Oper Exp Attorney Ad-Litem	.00
520.4065	Oper Exp Attorney - Amicus	.00
520.4260	Oper Exp Mileage/Travel non training	500.00
520.4350	Oper Exp Printing	400.00
520.4522	Oper Exp Copier Maintenance Agreements	600.00
520.4800	Oper Exp Bond Premium / Issue Costs	1,011.00
520.4810	Oper Exp Membership Dues & Licenses	665.00
520.4812	Oper Exp Training & Conferences	3,000.00
520.4813	Oper Exp Probate Continuing Education	1,000.00
520.4853	Oper Exp Petit Jurors	2,000.00
520.4857	Oper Exp Visiting Judges	500.00
520.4984	Oper Exp 3rd Administrative Jud Dist fee	2,000.00

*Operations Totals* 

---

 \$31,226.00

*Operations - Non Capital Assets*

520.3657	Oper Exp Controlled Assets	500.00
----------	----------------------------	--------

*Operations - Non Capital Assets Totals* 

---

 \$500.00

DEPT OR SOURCE **426 - COUNTY COURT AT LAW** Totals 

---

 \$426,457.00

DEPT OR SOURCE **427 - COUNTY COURT AT LAW NO. 2**

*Personnel Services*

410.1010	Elected Officials Salary	157,000.00
410.1610	Elected Officials Longevity	2,410.00
430.1030	Employees Salaried Exempt	64,903.00



# Budget Worksheet Report

Budget Year 2019

430.1040	Employees Hourly Employees	55,186.00
430.1597	Employees Visiting Judges	7,000.00
430.1610	Employees Longevity	3,480.00
450.2010	Benefits Social Security/Medicare	20,186.00
450.2020	Benefits Group Medical Insurance	30,420.00
450.2030	Benefits Retirement	31,977.00
450.2040	Benefits Worker's Compensation Insurance	379.00
	<i>Personnel Services Totals</i>	<hr/> <b>\$372,941.00</b>
<i>Operations</i>		
520.3100	Oper Exp Office Supplies / Minor Eqpt	1,000.00
520.3110	Oper Exp Postage	500.00
520.3900	Oper Exp Subs, Publications, Access Fees	500.00
520.4006	Oper Exp Court Appointed Attorney	185,000.00
520.4007	Oper Exp Court Reporter	1,000.00
520.4014	Oper Exp Drug Court Atty Team Meetings	.00
520.4015	Oper Exp Witness / Trial Expenses	11,500.00
520.4350	Oper Exp Printing	1,800.00
520.4522	Oper Exp Copier Maintenance Agreements	600.00
520.4800	Oper Exp Bond Premium / Issue Costs	50.00
520.4810	Oper Exp Membership Dues & Licenses	1,000.00
520.4812	Oper Exp Training & Conferences	2,500.00
520.4853	Oper Exp Petit Jurors	11,000.00
520.4857	Oper Exp Visiting Judges	500.00
520.4984	Oper Exp 3rd Administrative Jud Dist fee	2,000.00
	<i>Operations Totals</i>	<hr/> <b>\$218,950.00</b>
<i>Operations - Non Capital Assets</i>		
520.3657	Oper Exp Controlled Assets	100.00
	<i>Operations - Non Capital Assets Totals</i>	<hr/> <b>\$100.00</b>
<i>Capital Outlay</i>		
595.5720	Capital Outlay Office Furniture & Equipment	.00
	<i>Capital Outlay Totals</i>	<hr/> <b>\$0.00</b>



# Budget Worksheet Report

Budget Year 2019

DEPT OR SOURCE 427 - COUNTY COURT AT LAW NO. 2		\$591,991.00
<hr/>		
DEPT OR SOURCE 430 - BOND OFFICE / MAGISTRATE		
<i>Personnel Services</i>		
420.1020	Appointed Officials Salary	.00
420.1023	Appointed Officials Cell Phone Allowance	.00
420.1610	Appointed Officials Longevity	.00
430.1030	Employees Salaried Exempt	.00
430.1040	Employees Hourly Employees	.00
430.1053	Employees Cell Phone Allowance	.00
430.1595	Employees Part-time employees	.00
430.1610	Employees Longevity	.00
450.2010	Benefits Social Security/Medicare	.00
450.2020	Benefits Group Medical Insurance	.00
450.2030	Benefits Retirement	.00
450.2040	Benefits Worker's Compensation Insurance	.00
<i>Personnel Services Totals</i>		<hr/> \$0.00
<i>Operations</i>		
520.3100	Oper Exp Office Supplies / Minor Eqpt	.00
520.3110	Oper Exp Postage	.00
520.4212	Oper Exp Wireless Internet Service	.00
520.4350	Oper Exp Printing	.00
520.4800	Oper Exp Bond Premium / Issue Costs	.00
520.4810	Oper Exp Membership Dues & Licenses	.00
520.4812	Oper Exp Training & Conferences	.00
<i>Operations Totals</i>		<hr/> \$0.00
<i>Operations - Non Capital Assets</i>		
520.3657	Oper Exp Controlled Assets	.00
<i>Operations - Non Capital Assets Totals</i>		<hr/> \$0.00
DEPT OR SOURCE 430 - BOND OFFICE / MAGISTRATE Totals		<hr/> \$0.00
<hr/>		
DEPT OR SOURCE 435 - COMBINED DISTRICT COURT		
<i>Personnel Services</i>		



# Budget Worksheet Report

Budget Year 2019

410.1010	Elected Officials Salary	3,600.00
430.1053	Employees Cell Phone Allowance	720.00
430.1595	Employees Part-time employees	32,000.00
430.1597	Employees Visiting Judges	13,000.00
430.1610	Employees Longevity	.00
450.2010	Benefits Social Security/Medicare	3,773.00
450.2030	Benefits Retirement	4,104.00
450.2040	Benefits Worker's Compensation Insurance	42.00
	<i>Personnel Services Totals</i>	<hr/> \$57,239.00
<i>Operations</i>		
520.3100	Oper Exp Office Supplies / Minor Eqpt	350.00
520.3340	Oper Exp Miscellaneous	3,800.00
520.4003	Oper Exp Criminal Defense Capital Murder	310,000.00
520.4006	Oper Exp Court Appointed Attorney	560,000.00
520.4007	Oper Exp Court Reporter	50,000.00
520.4008	Oper Exp Juv Court Appointed Attorney	50,000.00
520.4009	Oper Exp CPS Court Expenses	325,000.00
520.4015	Oper Exp Witness / Trial Expenses	150,000.00
520.4212	Oper Exp Wireless Internet Service	600.00
520.4350	Oper Exp Printing	500.00
520.4520	Oper Exp Repair Office & Misc Equipment	250.00
520.4812	Oper Exp Training & Conferences	500.00
520.4850	Oper Exp Juror Meals & Expenses	6,000.00
520.4851	Oper Exp Grand Jurors	6,000.00
520.4853	Oper Exp Petit Jurors	55,000.00
520.4857	Oper Exp Visiting Judges	3,000.00
	<i>Operations Totals</i>	<hr/> \$1,521,000.00
	<b>DEPT OR SOURCE 435 - COMBINED DISTRICT COURT Totals</b>	<hr/> \$1,578,239.00
	<b>DEPT OR SOURCE 436 - 25TH JUDICIAL DISTRICT</b>	
	<i>Personnel Services</i>	
430.1030	Employees Salaried Exempt	89,999.00



# Budget Worksheet Report

Budget Year 2019

430.1040	Employees Hourly Employees	55,186.00
430.1610	Employees Longevity	3,350.00
450.2010	Benefits Social Security/Medicare	11,363.00
450.2020	Benefits Group Medical Insurance	20,280.00
450.2030	Benefits Retirement	16,784.00
450.2040	Benefits Worker's Compensation Insurance	194.00
	<i>Personnel Services Totals</i>	<hr/> <b>\$197,156.00</b>
<i>Operations</i>		
520.3100	Oper Exp Office Supplies / Minor Eqpt	1,800.00
520.3110	Oper Exp Postage	800.00
520.3340	Oper Exp Miscellaneous	200.00
520.3900	Oper Exp Subs, Publications, Access Fees	800.00
520.4350	Oper Exp Printing	500.00
520.4520	Oper Exp Repair Office & Misc Equipment	200.00
520.4800	Oper Exp Bond Premium / Issue Costs	100.00
520.4810	Oper Exp Membership Dues & Licenses	600.00
520.4812	Oper Exp Training & Conferences	4,500.00
520.4980	Oper Exp Court Reporter Expenses	3,400.00
520.4984	Oper Exp 3rd Administrative Jud Dist fee	2,000.00
	<i>Operations Totals</i>	<hr/> <b>\$14,900.00</b>
<i>Operations - Non Capital Assets</i>		
520.3657	Oper Exp Controlled Assets	500.00
	<i>Operations - Non Capital Assets Totals</i>	<hr/> <b>\$500.00</b>
DEPT OR SOURCE	<b>436 - 25TH JUDICIAL DISTRICT</b> Totals	<hr/> <b>\$212,556.00</b>

DEPT OR SOURCE **437 - 274TH JUDICIAL DISTRICT COURT**

*Personnel Services*

430.1030	Employees Salaried Exempt	42,179.00
430.1040	Employees Hourly Employees	55,186.00
430.1610	Employees Longevity	3,065.00
450.2010	Benefits Social Security/Medicare	7,683.00
450.2020	Benefits Group Medical Insurance	20,280.00





# Budget Worksheet Report

Budget Year 2019

450.2030	Benefits Retirement	11,349.00
450.2040	Benefits Worker's Compensation Insurance	131.00
	<i>Personnel Services Totals</i>	<hr/> <b>\$139,873.00</b>
<i>Operations</i>		
520.3100	Oper Exp Office Supplies / Minor Eqpt	1,000.00
520.3110	Oper Exp Postage	300.00
520.3900	Oper Exp Subs, Publications, Access Fees	200.00
520.4260	Oper Exp Mileage/Travel non training	100.00
520.4350	Oper Exp Printing	500.00
520.4520	Oper Exp Repair Office & Misc Equipment	900.00
520.4800	Oper Exp Bond Premium / Issue Costs	71.00
520.4810	Oper Exp Membership Dues & Licenses	600.00
520.4812	Oper Exp Training & Conferences	4,500.00
520.4980	Oper Exp Court Reporter Expenses	2,900.00
520.4984	Oper Exp 3rd Administrative Jud Dist fee	2,000.00
	<i>Operations Totals</i>	<hr/> <b>\$13,071.00</b>
<i>Operations - Non Capital Assets</i>		
520.3657	Oper Exp Controlled Assets	100.00
	<i>Operations - Non Capital Assets Totals</i>	<hr/> <b>\$100.00</b>
<hr/>		
DEPT OR SOURCE	<b>437 - 274TH JUDICIAL DISTRICT COURT</b>	<b>\$153,044.00</b>
DEPT OR SOURCE	<b>438 - 2ND 25TH JUDICIAL DISTRICT</b>	
<i>Personnel Services</i>		
430.1030	Employees Salaried Exempt	81,637.00
430.1040	Employees Hourly Employees	55,186.00
430.1610	Employees Longevity	1,500.00
450.2010	Benefits Social Security/Medicare	10,582.00
450.2020	Benefits Group Medical Insurance	20,280.00
450.2030	Benefits Retirement	15,630.00
450.2040	Benefits Worker's Compensation Insurance	181.00
	<i>Personnel Services Totals</i>	<hr/> <b>\$184,996.00</b>
<i>Operations</i>		



# Budget Worksheet Report

Budget Year 2019

520.3100	Oper Exp Office Supplies / Minor Eqpt	1,800.00
520.3110	Oper Exp Postage	100.00
520.3340	Oper Exp Miscellaneous	100.00
520.3900	Oper Exp Subs, Publications, Access Fees	1,100.00
520.4350	Oper Exp Printing	800.00
520.4520	Oper Exp Repair Office & Misc Equipment	100.00
520.4800	Oper Exp Bond Premium / Issue Costs	71.00
520.4810	Oper Exp Membership Dues & Licenses	600.00
520.4812	Oper Exp Training & Conferences	4,500.00
520.4980	Oper Exp Court Reporter Expenses	1,900.00
520.4984	Oper Exp 3rd Administrative Jud Dist fee	2,000.00
<i>Operations Totals</i>		\$13,071.00

*Operations - Non Capital Assets*

520.3657	Oper Exp Controlled Assets	100.00
<i>Operations - Non Capital Assets Totals</i>		\$100.00

DEPT OR SOURCE **438 - 2ND 25TH JUDICIAL DISTRICT** \$198,167.00

DEPT OR SOURCE **439 - 456TH DISTRICT COURT**

*Personnel Services*

430.1030	Employees Salaried Exempt	.00
430.1040	Employees Hourly Employees	.00
430.1610	Employees Longevity	.00
450.2010	Benefits Social Security/Medicare	.00
450.2020	Benefits Group Medical Insurance	.00
450.2030	Benefits Retirement	.00
450.2040	Benefits Worker's Compensation Insurance	.00
<i>Personnel Services Totals</i>		\$0.00

*Operations*

520.3100	Oper Exp Office Supplies / Minor Eqpt	.00
520.3110	Oper Exp Postage	.00
520.3340	Oper Exp Miscellaneous	.00
520.3900	Oper Exp Subs, Publications, Access Fees	.00



# Budget Worksheet Report

Budget Year 2019

520.4350	Oper Exp Printing	.00
520.4520	Oper Exp Repair Office & Misc Equipment	.00
520.4810	Oper Exp Membership Dues & Licenses	.00
520.4812	Oper Exp Training & Conferences	.00
520.4980	Oper Exp Court Reporter Expenses	.00
520.4984	Oper Exp 3rd Administrative Jud Dist fee	.00
<i>Operations Totals</i>		<u>\$0.00</u>

*Operations - Non Capital Assets*

520.3657	Oper Exp Controlled Assets	.00
<i>Operations - Non Capital Assets Totals</i>		<u>\$0.00</u>

DEPT OR SOURCE **439 - 456TH DISTRICT COURT** Totals \$0.00

DEPT OR SOURCE **450 - DISTRICT CLERK**

SUB-DEPARTMENT **00 - GENERAL**

*Personnel Services*

410.1010	Elected Officials Salary	78,099.00
410.1610	Elected Officials Longevity	1,985.00
430.1040	Employees Hourly Employees	543,028.00
430.1595	Employees Part-time employees	34,000.00
430.1610	Employees Longevity	12,090.00
450.2010	Benefits Social Security/Medicare	51,194.00
450.2020	Benefits Group Medical Insurance	152,100.00
450.2030	Benefits Retirement	75,620.00
450.2040	Benefits Worker's Compensation Insurance	874.00
<i>Personnel Services Totals</i>		<u>\$948,990.00</u>

*Operations*

520.3100	Oper Exp Office Supplies / Minor Eqpt	17,000.00
520.3110	Oper Exp Postage	20,000.00
520.3340	Oper Exp Miscellaneous	900.00
520.3900	Oper Exp Subs, Publications, Access Fees	600.00
520.4260	Oper Exp Mileage/Travel non training	400.00
520.4350	Oper Exp Printing	7,500.00



# Budget Worksheet Report

Budget Year 2019

520.4520	Oper Exp Repair Office & Misc Equipment	500.00
520.4522	Oper Exp Copier Maintenance Agreements	600.00
520.4621	Oper Exp Lease - Copier	4,000.00
520.4622	Oper Exp Lease/Rent - Postage Machine	500.00
520.4810	Oper Exp Membership Dues & Licenses	175.00
520.4812	Oper Exp Training & Conferences	8,500.00
	<i>Operations Totals</i>	<hr/> <b>\$60,675.00</b>
<i>Operations - Non Capital Assets</i>		
520.3657	Oper Exp Controlled Assets	5,000.00
	<i>Operations - Non Capital Assets Totals</i>	<hr/> <b>\$5,000.00</b>
<i>Capital Outlay</i>		
595.5720	Capital Outlay Office Furniture & Equipment	.00
	<i>Capital Outlay Totals</i>	<hr/> <b>\$0.00</b>
	<b>SUB-DEPARTMENT 00 - GENERAL Totals</b>	<hr/> <b>\$1,014,665.00</b>
	<b>DEPT OR SOURCE 450 - DISTRICT CLERK Totals</b>	<hr/> <b>\$1,014,665.00</b>
	<b>DEPT OR SOURCE 451 - JUSTICE OF THE PEACE, PRECINCT 1</b>	
<i>Personnel Services</i>		
410.1010	Elected Officials Salary	62,555.00
410.1012	Elected Officials Auto Allowance	6,000.00
410.1610	Elected Officials Longevity	1,935.00
430.1040	Employees Hourly Employees	204,561.00
430.1595	Employees Part-time employees	.00
430.1610	Employees Longevity	7,100.00
450.2010	Benefits Social Security/Medicare	21,585.00
450.2020	Benefits Group Medical Insurance	60,840.00
450.2030	Benefits Retirement	31,883.00
450.2040	Benefits Worker's Compensation Insurance	369.00
	<i>Personnel Services Totals</i>	<hr/> <b>\$396,828.00</b>
<i>Operations</i>		
520.3100	Oper Exp Office Supplies / Minor Eqpt	4,600.00
520.3110	Oper Exp Postage	4,000.00



# Budget Worksheet Report

Budget Year 2019

520.3900	Oper Exp Subs, Publications, Access Fees	200.00
520.4260	Oper Exp Mileage/Travel non training	200.00
520.4350	Oper Exp Printing	600.00
520.4400	Oper Exp Electric Service & Garbage	7,000.00
520.4420	Oper Exp Water - Utilities	800.00
520.4520	Oper Exp Repair Office & Misc Equipment	300.00
520.4522	Oper Exp Copier Maintenance Agreements	500.00
520.4622	Oper Exp Lease/Rent - Postage Machine	1,500.00
520.4800	Oper Exp Bond Premium / Issue Costs	300.00
520.4810	Oper Exp Membership Dues & Licenses	500.00
520.4812	Oper Exp Training & Conferences	4,000.00
520.4853	Oper Exp Petit Jurors	3,000.00
	<i>Operations Totals</i>	<hr/> <b>\$27,500.00</b>
<i>Operations - Non Capital Assets</i>		
520.3657	Oper Exp Controlled Assets	100.00
	<i>Operations - Non Capital Assets Totals</i>	<hr/> <b>\$100.00</b>
DEPT OR SOURCE <b>451 - JUSTICE OF THE PEACE, PRECINCT</b>		<b>\$424,428.00</b>
DEPT OR SOURCE <b>452 - JUSTICE OF THE PEACE, PRECINCT 2</b>		
<i>Personnel Services</i>		
410.1010	Elected Officials Salary	60,469.00
410.1012	Elected Officials Auto Allowance	4,000.00
410.1610	Elected Officials Longevity	1,215.00
430.1040	Employees Hourly Employees	87,946.00
430.1595	Employees Part-time employees	.00
430.1598	Employees Temporary Employees	.00
430.1610	Employees Longevity	.00
450.2010	Benefits Social Security/Medicare	11,753.00
450.2020	Benefits Group Medical Insurance	30,420.00
450.2030	Benefits Retirement	17,360.00
450.2040	Benefits Worker's Compensation Insurance	201.00
	<i>Personnel Services Totals</i>	<hr/> <b>\$213,364.00</b>



# Budget Worksheet Report

Budget Year 2019

*Operations*

520.3100	Oper Exp Office Supplies / Minor Eqpt	2,500.00
520.3110	Oper Exp Postage	1,500.00
520.4260	Oper Exp Mileage/Travel non training	100.00
520.4350	Oper Exp Printing	500.00
520.4800	Oper Exp Bond Premium / Issue Costs	300.00
520.4810	Oper Exp Membership Dues & Licenses	200.00
520.4812	Oper Exp Training & Conferences	2,500.00
520.4853	Oper Exp Petit Jurors	500.00

*Operations Totals* 

---

 \$8,100.00

*Operations - Non Capital Assets*

520.3657	Oper Exp Controlled Assets	500.00
----------	----------------------------	--------

*Operations - Non Capital Assets Totals* 

---

 \$500.00

DEPT OR SOURCE **452 - JUSTICE OF THE PEACE, PRECINCT** 

---

 \$221,964.00

DEPT OR SOURCE **453 - JUSTICE OF THE PEACE, PRECINCT 3**

*Personnel Services*

410.1010	Elected Officials Salary	60,469.00
410.1012	Elected Officials Auto Allowance	4,000.00
410.1023	Elected Officials Cell Phone Allowance	.00
410.1610	Elected Officials Longevity	1,695.00
430.1040	Employees Hourly Employees	87,946.00
430.1595	Employees Part-time employees	.00
430.1610	Employees Longevity	1,250.00
450.2010	Benefits Social Security/Medicare	11,885.00
450.2020	Benefits Group Medical Insurance	30,420.00
450.2030	Benefits Retirement	17,556.00
450.2040	Benefits Worker's Compensation Insurance	203.00


*Personnel Services Totals* 

---

 \$215,424.00

*Operations*

520.3100	Oper Exp Office Supplies / Minor Eqpt	2,000.00
520.3110	Oper Exp Postage	1,800.00



# Budget Worksheet Report

Budget Year 2019

520.3900	Oper Exp Subs, Publications, Access Fees	200.00
520.4212	Oper Exp Wireless Internet Service	.00
520.4260	Oper Exp Mileage/Travel non training	800.00
520.4350	Oper Exp Printing	1,200.00
520.4520	Oper Exp Repair Office & Misc Equipment	1,000.00
520.4622	Oper Exp Lease/Rent - Postage Machine	.00
520.4800	Oper Exp Bond Premium / Issue Costs	250.00
520.4810	Oper Exp Membership Dues & Licenses	.00
520.4812	Oper Exp Training & Conferences	4,000.00
520.4853	Oper Exp Petit Jurors	1,000.00
<i>Operations Totals</i>		\$12,250.00
<i>Operations - Non Capital Assets</i>		
520.3657	Oper Exp Controlled Assets	100.00
<i>Operations - Non Capital Assets Totals</i>		\$100.00
DEPT OR SOURCE <b>453 - JUSTICE OF THE PEACE, PRECINCT</b>		\$227,774.00
DEPT OR SOURCE <b>454 - JUSTICE OF THE PEACE, PRECINCT 4</b>		
<i>Personnel Services</i>		
410.1010	Elected Officials Salary	60,469.00
410.1012	Elected Officials Auto Allowance	5,500.00
410.1023	Elected Officials Cell Phone Allowance	720.00
410.1610	Elected Officials Longevity	2,240.00
430.1040	Employees Hourly Employees	122,962.00
430.1595	Employees Part-time employees	16,025.00
430.1610	Employees Longevity	1,920.00
450.2010	Benefits Social Security/Medicare	16,052.00
450.2020	Benefits Group Medical Insurance	40,560.00
450.2030	Benefits Retirement	23,711.00
450.2040	Benefits Worker's Compensation Insurance	273.00
<i>Personnel Services Totals</i>		\$290,432.00
<i>Operations</i>		
520.3100	Oper Exp Office Supplies / Minor Eqpt	3,200.00



# Budget Worksheet Report

Budget Year 2019

520.3110	Oper Exp Postage	2,000.00
520.3900	Oper Exp Subs, Publications, Access Fees	500.00
520.4205	Oper Exp Cell Phone	700.00
520.4212	Oper Exp Wireless Internet Service	500.00
520.4260	Oper Exp Mileage/Travel non training	100.00
520.4350	Oper Exp Printing	850.00
520.4400	Oper Exp Electric Service & Garbage	5,500.00
520.4420	Oper Exp Water - Utilities	700.00
520.4500	Oper Exp Repair Building Structures	.00
520.4520	Oper Exp Repair Office & Misc Equipment	200.00
520.4522	Oper Exp Copier Maintenance Agreements	100.00
520.4800	Oper Exp Bond Premium / Issue Costs	250.00
520.4810	Oper Exp Membership Dues & Licenses	525.00
520.4812	Oper Exp Training & Conferences	5,500.00
520.4853	Oper Exp Petit Jurors	1,500.00
	<i>Operations Totals</i>	<hr/> <b>\$22,125.00</b>
	<i>Operations - Non Capital Assets</i>	
520.3657	Oper Exp Controlled Assets	100.00
	<i>Operations - Non Capital Assets Totals</i>	<hr/> <b>\$100.00</b>
	<b>DEPT OR SOURCE 454 - JUSTICE OF THE PEACE, PRECINCT</b>	<hr/> <b>\$312,657.00</b>
	<b>DEPT OR SOURCE 475 - COUNTY ATTORNEY</b>	
	<i>Personnel Services</i>	
410.1010	Elected Officials Salary	18,000.00
410.1011	Elected Officials State Salary Supplement	3,640.00
410.1610	Elected Officials Longevity	1,095.00
430.1030	Employees Salaried Exempt	1,021,998.00
430.1040	Employees Hourly Employees	905,729.00
430.1053	Employees Cell Phone Allowance	2,880.00
430.1054	Employees Certification Supplement	10,400.00
430.1598	Employees Temporary Employees	15,000.00
430.1610	Employees Longevity	36,191.00





# Budget Worksheet Report

Budget Year 2019

430.1611	Employees Assistant Prosecutors Longevity	24,000.00
440.1625	Other Pay Uniform/Clothing/Boot Allowance	1,800.00
450.2010	Benefits Social Security/Medicare	156,052.00
450.2020	Benefits Group Medical Insurance	317,874.00
450.2030	Benefits Retirement	228,813.00
450.2040	Benefits Worker's Compensation Insurance	6,774.00
<i>Personnel Services Totals</i>		\$2,750,246.00

*Operations*

520.3100	Oper Exp Office Supplies / Minor Eqpt	10,000.00
520.3110	Oper Exp Postage	4,000.00
520.3300	Oper Exp Fuel	4,000.00
520.3340	Oper Exp Miscellaneous	3,000.00
520.3857	Oper Exp Law Books/CD's	4,000.00
520.3900	Oper Exp Subs, Publications, Access Fees	100.00
520.4013	Oper Exp Sexual Assault Exams	50,000.00
520.4015	Oper Exp Witness / Trial Expenses	65,000.00
520.4017	Oper Exp Investigation Expenses	40,000.00
520.4205	Oper Exp Cell Phone	1,200.00
520.4260	Oper Exp Mileage/Travel non training	1,500.00
520.4350	Oper Exp Printing	7,500.00
520.4520	Oper Exp Repair Office & Misc Equipment	1,400.00
520.4540	Oper Exp Vehicle Repair & Maintenance	2,500.00
520.4800	Oper Exp Bond Premium / Issue Costs	255.00
520.4810	Oper Exp Membership Dues & Licenses	8,200.00
520.4812	Oper Exp Training & Conferences	18,000.00
520.4825	Oper Exp Insurance - Fleet	500.00
<i>Operations Totals</i>		\$221,155.00

*Operations - Non Capital Assets*

520.3657	Oper Exp Controlled Assets	4,500.00
<i>Operations - Non Capital Assets Totals</i>		\$4,500.00

*Capital Outlay*



# Budget Worksheet Report

Budget Year 2019

595.5720	Capital Outlay Office Furniture & Equipment	.00
	<i>Capital Outlay Totals</i>	<u>\$0.00</u>
	DEPT OR SOURCE 475 - COUNTY ATTORNEY Totals	\$2,975,901.00
	DEPT OR SOURCE 490 - ELECTION ADMINISTRATION	
	<i>Personnel Services</i>	
420.1020	Appointed Officials Salary	69,012.00
420.1022	Appointed Officials Auto Allowance	4,000.00
420.1023	Appointed Officials Cell Phone Allowance	720.00
420.1610	Appointed Officials Longevity	955.00
430.1040	Employees Hourly Employees	232,478.00
430.1315	Employees Election Early Voting Clerks	30,000.00
430.1595	Employees Part-time employees	.00
430.1598	Employees Temporary Employees	10,000.00
430.1610	Employees Longevity	6,140.00
440.1600	Other Pay Overtime	8,000.00
450.2010	Benefits Social Security/Medicare	27,640.00
450.2020	Benefits Group Medical Insurance	70,980.00
450.2030	Benefits Retirement	36,307.00
450.2040	Benefits Worker's Compensation Insurance	471.00
	<i>Personnel Services Totals</i>	<u>\$496,703.00</u>
	<i>Operations</i>	
520.3100	Oper Exp Office Supplies / Minor Eqpt	5,000.00
520.3110	Oper Exp Postage	18,000.00
520.3900	Oper Exp Subs, Publications, Access Fees	900.00
520.4212	Oper Exp Wireless Internet Service	12,000.00
520.4260	Oper Exp Mileage/Travel non training	300.00
520.4350	Oper Exp Printing	8,000.00
520.4400	Oper Exp Electric Service & Garbage	6,500.00
520.4420	Oper Exp Water - Utilities	1,200.00
520.4520	Oper Exp Repair Office & Misc Equipment	4,000.00
520.4523	Oper Exp Software Maintenance/License	.00



# Budget Worksheet Report

Budget Year 2019

520.4622	Oper Exp Lease/Rent - Postage Machine	.00
520.4635	Oper Exp Lease - Alarm System	900.00
520.4800	Oper Exp Bond Premium / Issue Costs	70.00
520.4810	Oper Exp Membership Dues & Licenses	900.00
520.4812	Oper Exp Training & Conferences	6,500.00
535.4300	Election Expenses Legal Publication Notices	600.00
535.4350	Election Expenses Printing	2,000.00
535.4840	Election Expenses Miscellaneous Election Expenses	8,000.00
535.4844	Election Expenses Election Judges & Clerks	25,000.00
535.4845	Election Expenses Election Ballots	1,000.00
535.4846	Election Expenses Election Supplies	10,000.00
535.4847	Election Expenses Election Equipment	13,000.00
535.4849	Election Expenses Truck Rental	1,300.00
536.4812	Chapter 19 Expenses Chapter 19 Expenses	.00
	<i>Operations Totals</i>	\$125,170.00
	<i>Operations - Non Capital Assets</i>	
520.3657	Oper Exp Controlled Assets	100.00
	<i>Operations - Non Capital Assets Totals</i>	\$100.00
	<i>Capital Outlay</i>	
595.5720	Capital Outlay Office Furniture & Equipment	.00
	<i>Capital Outlay Totals</i>	\$0.00
	<b>DEPT OR SOURCE 490 - ELECTION ADMINISTRATION Totals</b>	<b>\$621,973.00</b>
	<b>DEPT OR SOURCE 493 - HUMAN RESOURCES</b>	
	<i>Personnel Services</i>	
420.1020	Appointed Officials Salary	72,111.00
420.1022	Appointed Officials Auto Allowance	3,000.00
420.1610	Appointed Officials Longevity	1,765.00
430.1040	Employees Hourly Employees	167,457.00
430.1610	Employees Longevity	4,740.00
450.2010	Benefits Social Security/Medicare	19,054.00
450.2020	Benefits Group Medical Insurance	50,700.00



# Budget Worksheet Report

Budget Year 2019

450.2030	Benefits Retirement	28,145.00
450.2040	Benefits Worker's Compensation Insurance	321.00
	<i>Personnel Services Totals</i>	<u>\$347,293.00</u>

*Operations*

520.3100	Oper Exp Office Supplies / Minor Eqpt	4,500.00
520.3110	Oper Exp Postage	600.00
520.3550	Oper Exp Safety Equipment / Supplies	1,500.00
520.3900	Oper Exp Subs, Publications, Access Fees	700.00
520.4054	Oper Exp Pre-employment/employee physical	5,000.00
520.4300	Oper Exp Advertising & Legal Notices	23,000.00
520.4350	Oper Exp Printing	800.00
520.4520	Oper Exp Repair Office & Misc Equipment	200.00
520.4522	Oper Exp Copier Maintenance Agreements	.00
520.4621	Oper Exp Lease - Copier	4,800.00
520.4800	Oper Exp Bond Premium / Issue Costs	71.00
520.4810	Oper Exp Membership Dues & Licenses	600.00
520.4812	Oper Exp Training & Conferences	10,000.00
520.4818	Oper Exp Wellness Training	1,500.00
580.4991	Other Services Recognition Awards	.00
	<i>Operations Totals</i>	<u>\$53,271.00</u>

*Operations - Non Capital Assets*

520.3657	Oper Exp Controlled Assets	23,000.00
	<i>Operations - Non Capital Assets Totals</i>	<u>\$23,000.00</u>
	DEPT OR SOURCE <b>493 - HUMAN RESOURCES</b> Totals	<u>\$423,564.00</u>

DEPT OR SOURCE **495 - COUNTY AUDITOR**

*Personnel Services*

420.1020	Appointed Officials Salary	107,877.00
420.1610	Appointed Officials Longevity	2,185.00
430.1030	Employees Salaried Exempt	83,284.00
430.1040	Employees Hourly Employees	378,700.00
430.1595	Employees Part-time employees	88,100.00



# Budget Worksheet Report

Budget Year 2019

430.1598	Employees Temporary Employees	.00
430.1610	Employees Longevity	9,145.00
450.2010	Benefits Social Security/Medicare	51,201.00
450.2020	Benefits Group Medical Insurance	91,260.00
450.2030	Benefits Retirement	75,630.00
450.2040	Benefits Worker's Compensation Insurance	874.00
<i>Personnel Services Totals</i>		<u>\$888,256.00</u>

*Operations*

520.3100	Oper Exp Office Supplies / Minor Eqpt	8,200.00
520.3110	Oper Exp Postage	575.00
520.3900	Oper Exp Subs, Publications, Access Fees	1,700.00
520.4212	Oper Exp Wireless Internet Service	600.00
520.4260	Oper Exp Mileage/Travel non training	800.00
520.4350	Oper Exp Printing	1,000.00
520.4520	Oper Exp Repair Office & Misc Equipment	1,400.00
520.4522	Oper Exp Copier Maintenance Agreements	1,500.00
520.4800	Oper Exp Bond Premium / Issue Costs	50.00
520.4810	Oper Exp Membership Dues & Licenses	2,700.00
520.4812	Oper Exp Training & Conferences	18,200.00
<i>Operations Totals</i>		<u>\$36,725.00</u>

*Operations - Non Capital Assets*

520.3657	Oper Exp Controlled Assets	1,200.00
<i>Operations - Non Capital Assets Totals</i>		<u>\$1,200.00</u>

*Capital Outlay*

595.5720	Capital Outlay Office Furniture & Equipment	.00
<i>Capital Outlay Totals</i>		<u>\$0.00</u>

DEPT OR SOURCE **495 - COUNTY AUDITOR** Totals \$926,181.00

DEPT OR SOURCE **496 - PURCHASING**

*Personnel Services*

420.1020	Appointed Officials Salary	68,834.00
420.1022	Appointed Officials Auto Allowance	3,000.00



# Budget Worksheet Report

Budget Year 2019

420.1610	Appointed Officials Longevity	.00
430.1040	Employees Hourly Employees	72,161.00
430.1610	Employees Longevity	.00
450.2010	Benefits Social Security/Medicare	11,016.00
450.2020	Benefits Group Medical Insurance	30,420.00
450.2030	Benefits Retirement	16,271.00
450.2040	Benefits Worker's Compensation Insurance	188.00
<i>Personnel Services Totals</i>		<u>\$201,890.00</u>

*Operations*

520.3100	Oper Exp Office Supplies / Minor Eqpt	5,000.00
520.3110	Oper Exp Postage	600.00
520.3900	Oper Exp Subs, Publications, Access Fees	500.00
520.4260	Oper Exp Mileage/Travel non training	500.00
520.4350	Oper Exp Printing	500.00
520.4522	Oper Exp Copier Maintenance Agreements	2,500.00
520.4800	Oper Exp Bond Premium / Issue Costs	.00
520.4810	Oper Exp Membership Dues & Licenses	600.00
520.4812	Oper Exp Training & Conferences	8,000.00
<i>Operations Totals</i>		<u>\$18,200.00</u>

*Operations - Non Capital Assets*

520.3657	Oper Exp Controlled Assets	500.00
<i>Operations - Non Capital Assets Totals</i>		<u>\$500.00</u>

*Capital Outlay*

595.5720	Capital Outlay Office Furniture & Equipment	7,000.00
<i>Capital Outlay Totals</i>		<u>\$7,000.00</u>

DEPT OR SOURCE **496 - PURCHASING** Totals \$227,590.00

DEPT OR SOURCE **497 - COUNTY TREASURER**

*Personnel Services*

410.1010	Elected Officials Salary	80,599.00
410.1610	Elected Officials Longevity	2,260.00
430.1040	Employees Hourly Employees	181,803.00



# Budget Worksheet Report

Budget Year 2019

430.1610	Employees Longevity	2,850.00
450.2010	Benefits Social Security/Medicare	20,178.00
450.2020	Benefits Group Medical Insurance	50,700.00
450.2030	Benefits Retirement	30,229.00
450.2040	Benefits Worker's Compensation Insurance	350.00
<i>Personnel Services Totals</i>		\$368,969.00
 <i>Operations</i>		
520.3100	Oper Exp Office Supplies / Minor Eqpt	7,500.00
520.3110	Oper Exp Postage	6,400.00
520.3900	Oper Exp Subs, Publications, Access Fees	500.00
520.4160	Oper Exp Bank Service Charges	2,000.00
520.4260	Oper Exp Mileage/Travel non training	.00
520.4350	Oper Exp Printing	1,500.00
520.4520	Oper Exp Repair Office & Misc Equipment	4,500.00
520.4800	Oper Exp Bond Premium / Issue Costs	1,500.00
520.4810	Oper Exp Membership Dues & Licenses	1,300.00
520.4812	Oper Exp Training & Conferences	10,000.00
<i>Operations Totals</i>		\$35,200.00
 <i>Operations - Non Capital Assets</i>		
520.3657	Oper Exp Controlled Assets	1,500.00
<i>Operations - Non Capital Assets Totals</i>		\$1,500.00
<b>DEPT OR SOURCE 497 - COUNTY TREASURER Totals</b>		<b>\$405,669.00</b>

DEPT OR SOURCE **499 - TAX ASSESSOR COLLECTOR**

SUB-DEPARTMENT **00 - GENERAL**

*Personnel Services*

410.1010	Elected Officials Salary	79,099.00
410.1012	Elected Officials Auto Allowance	6,900.00
410.1610	Elected Officials Longevity	750.00
430.1040	Employees Hourly Employees	901,744.00
430.1595	Employees Part-time employees	50,000.00
430.1610	Employees Longevity	24,510.00



# Budget Worksheet Report

Budget Year 2019

440.1600	Other Pay Overtime	10,000.00
450.2010	Benefits Social Security/Medicare	82,085.00
450.2020	Benefits Group Medical Insurance	233,220.00
450.2030	Benefits Retirement	121,249.00
450.2040	Benefits Worker's Compensation Insurance	1,402.00

*Personnel Services Totals* 

---

 \$1,510,959.00

*Operations*

520.3100	Oper Exp Office Supplies / Minor Eqpt	6,000.00
520.3110	Oper Exp Postage	20,000.00
520.3900	Oper Exp Subs, Publications, Access Fees	200.00
520.4212	Oper Exp Wireless Internet Service	500.00
520.4213	Oper Exp TV / Satellite Service / Cable	1,700.00
520.4260	Oper Exp Mileage/Travel non training	1,500.00
520.4350	Oper Exp Printing	1,500.00
520.4520	Oper Exp Repair Office & Misc Equipment	2,000.00
520.4522	Oper Exp Copier Maintenance Agreements	2,000.00
520.4622	Oper Exp Lease/Rent - Postage Machine	2,800.00
520.4635	Oper Exp Lease - Alarm System	1,620.00
520.4800	Oper Exp Bond Premium / Issue Costs	2,500.00
520.4810	Oper Exp Membership Dues & Licenses	400.00
520.4812	Oper Exp Training & Conferences	6,000.00

*Operations Totals* 

---

 \$48,720.00

*Operations - Non Capital Assets*

520.3657	Oper Exp Controlled Assets	2,500.00
----------	----------------------------	----------

*Operations - Non Capital Assets Totals* 

---

 \$2,500.00

SUB-DEPARTMENT **00 - GENERAL** Totals 

---

 \$1,562,179.00

DEPT OR SOURCE **499 - TAX ASSESSOR COLLECTOR** Totals 

---

 \$1,562,179.00

DEPT OR SOURCE **503 - MANAGEMENT INFORMATION SERVICES**

*Personnel Services*

420.1020	Appointed Officials Salary	93,850.00
420.1022	Appointed Officials Auto Allowance	4,000.00





# Budget Worksheet Report

Budget Year 2019

420.1610	Appointed Officials Longevity	2,060.00
430.1030	Employees Salaried Exempt	71,810.00
430.1040	Employees Hourly Employees	324,789.00
430.1610	Employees Longevity	9,390.00
450.2010	Benefits Social Security/Medicare	38,701.00
450.2020	Benefits Group Medical Insurance	81,120.00
450.2030	Benefits Retirement	57,167.00
450.2040	Benefits Worker's Compensation Insurance	661.00
	<i>Personnel Services Totals</i>	<hr/> \$683,548.00
 <i>Operations</i>		
520.3100	Oper Exp Office Supplies / Minor Eqpt	2,443.00
520.3300	Oper Exp Fuel	1,500.00
520.3315	Oper Exp Cable, Media & Misc Supplies	1,325.00
520.3655	Oper Exp Replacement Computer Equipment	15,000.00
520.3658	Oper Exp Workcenter Upgrades-Controlled	183,500.00
520.3660	Oper Exp Computer Software	42,475.00
520.4030	Oper Exp Consulting Services	.00
520.4210	Oper Exp Telephone Computer Line	243,992.00
520.4213	Oper Exp TV / Satellite Service / Cable	1,440.00
520.4505	Oper Exp Repair Bldg & Bldg Equipment	.00
520.4523	Oper Exp Software Maintenance/License	409,109.00
520.4525	Oper Exp Software Site Licenses	220,394.00
520.4526	Oper Exp Maint & Upgrade Phone Systems	20,088.00
520.4529	Oper Exp PC Contract Maintenance	125,028.00
520.4533	Oper Exp Repair County MIS Equipment	27,510.00
520.4540	Oper Exp Vehicle Repair & Maintenance	1,500.00
520.4810	Oper Exp Membership Dues & Licenses	.00
520.4812	Oper Exp Training & Conferences	10,000.00
520.4825	Oper Exp Insurance - Fleet	275.00
	<i>Operations Totals</i>	<hr/> \$1,305,579.00

*Operations - Non Capital Assets*



# Budget Worksheet Report

Budget Year 2019

520.3657	Oper Exp Controlled Assets	14,300.00
	<i>Operations - Non Capital Assets Totals</i>	<u>\$14,300.00</u>
	<i>Capital Outlay</i>	
595.5730	Capital Outlay Vehicles	.00
595.5760	Capital Outlay MIS Equipment	81,393.00
	<i>Capital Outlay Totals</i>	<u>\$81,393.00</u>
<b>DEPT OR SOURCE 503 - MANAGEMENT INFORMATION</b>		<b>\$2,084,820.00</b>
<b>DEPT OR SOURCE 516 - BUILDING MAINTENANCE</b>		
<b>SUB-DEPARTMENT 00 - GENERAL</b>		
	<i>Personnel Services</i>	
420.1020	Appointed Officials Salary	64,197.00
420.1610	Appointed Officials Longevity	2,100.00
430.1040	Employees Hourly Employees	486,343.00
430.1595	Employees Part-time employees	37,587.00
430.1610	Employees Longevity	14,360.00
440.1600	Other Pay Overtime	8,000.00
450.2010	Benefits Social Security/Medicare	46,863.00
450.2020	Benefits Group Medical Insurance	139,425.00
450.2030	Benefits Retirement	69,222.00
450.2040	Benefits Worker's Compensation Insurance	13,729.00
	<i>Personnel Services Totals</i>	<u>\$881,826.00</u>
	<i>Operations</i>	
520.3100	Oper Exp Office Supplies / Minor Eqpt	1,000.00
520.3300	Oper Exp Fuel	7,500.00
520.3320	Oper Exp Cleaning Supplies	30,000.00
520.3321	Oper Exp Restroom Supply	18,000.00
520.3340	Oper Exp Miscellaneous	3,000.00
520.3372	Oper Exp Flags / Exterior Decorations	9,000.00
520.3374	Oper Exp Holiday Decorations	7,100.00
520.3500	Oper Exp R&M Supp.Building Structure	25,000.00
520.3505	Oper Exp R&M Supp.Building Equip.	10,000.00



# Budget Worksheet Report

Budget Year 2019

520.3630	Oper Exp Small Tools / Minor Equipment	3,000.00
520.4205	Oper Exp Cell Phone	1,400.00
520.4500	Oper Exp Repair Building Structures	194,400.00
520.4504	Oper Exp Repair Elevators	21,500.00
520.4505	Oper Exp Repair Bldg & Bldg Equipment	125,250.00
520.4510	Oper Exp Repair Equip & Machinery	1,500.00
520.4540	Oper Exp Vehicle Repair & Maintenance	3,500.00
520.4598	Oper Exp Pest Control	12,000.00
520.4615	Oper Exp Uniform Expense	4,500.00
520.4825	Oper Exp Insurance - Fleet	650.00
520.4989	Oper Exp Inspection Fees	6,000.00
	<i>Operations Totals</i>	<hr/> <b>\$484,300.00</b>
	<i>Operations - Non Capital Assets</i>	
520.3657	Oper Exp Controlled Assets	2,500.00
	<i>Operations - Non Capital Assets Totals</i>	<hr/> <b>\$2,500.00</b>
	<i>Capital Outlay</i>	
595.5730	Capital Outlay Vehicles	.00
	<i>Capital Outlay Totals</i>	<hr/> <b>\$0.00</b>
	<b>SUB-DEPARTMENT 00 - GENERAL Totals</b>	<hr/> <b>\$1,368,626.00</b>
	<b>DEPT OR SOURCE 516 - BUILDING MAINTENANCE Totals</b>	<hr/> <b>\$1,368,626.00</b>
	<b>DEPT OR SOURCE 517 - GROUNDS MAINTENANCE</b>	
	<i>Personnel Services</i>	
430.1595	Employees Part-time employees	36,000.00
430.1610	Employees Longevity	.00
450.2010	Benefits Social Security/Medicare	2,754.00
450.2030	Benefits Retirement	4,068.00
450.2040	Benefits Worker's Compensation Insurance	807.00
	<i>Personnel Services Totals</i>	<hr/> <b>\$43,629.00</b>
	<i>Operations</i>	
520.3300	Oper Exp Fuel	1,500.00
520.3325	Oper Exp Maintenance Supplies	3,000.00



# Budget Worksheet Report

Budget Year 2019

520.3630	Oper Exp Small Tools / Minor Equipment	300.00
520.4510	Oper Exp Repair Equip & Machinery	100.00
520.4540	Oper Exp Vehicle Repair & Maintenance	500.00
520.4615	Oper Exp Uniform Expense	500.00
520.4825	Oper Exp Insurance - Fleet	200.00
520.4875	Oper Exp Sitework Maintenance	40,000.00
520.4876	Oper Exp Lawn Maintenance Services	24,400.00

*Operations Totals* 

---

 \$70,500.00

DEPT OR SOURCE **517 - GROUNDS MAINTENANCE** Totals 

---

 \$114,129.00

DEPT OR SOURCE **543 - FIRE DEPARTMENTS**

*Personnel Services*

430.1030	Employees Salaried Exempt	.00
430.1040	Employees Hourly Employees	.00
430.1595	Employees Part-time employees	.00
430.1610	Employees Longevity	.00
440.1599	Other Pay Holiday Pay	.00
440.1600	Other Pay Overtime	.00
440.1625	Other Pay Uniform/Clothing/Boot Allowance	.00
450.2010	Benefits Social Security/Medicare	.00
450.2020	Benefits Group Medical Insurance	.00
450.2030	Benefits Retirement	.00
450.2040	Benefits Worker's Compensation Insurance	.00

*Personnel Services Totals* 

---

 \$0.00

*Operations*

520.3100	Oper Exp Office Supplies / Minor Eqpt	.00
520.3300	Oper Exp Fuel	.00
520.3320	Oper Exp Cleaning Supplies	.00
520.3332	Oper Exp Kitchen Items	.00
520.3340	Oper Exp Miscellaneous	.00
520.3375	Oper Exp Prescriptions / Medical Supplies	.00
520.3542	Oper Exp Tires, Tubes, and Batteries	.00



# Budget Worksheet Report

Budget Year 2019

520.3550	Oper Exp Safety Equipment / Supplies	.00
520.3630	Oper Exp Small Tools / Minor Equipment	.00
520.3757	Oper Exp Vehicle Equipment	.00
520.3758	Oper Exp Fire Apparatus Equipment	.00
520.3800	Oper Exp Body Armor	.00
520.3900	Oper Exp Subs, Publications, Access Fees	.00
520.4054	Oper Exp Pre-employment/employee physical	.00
520.4205	Oper Exp Cell Phone	.00
520.4212	Oper Exp Wireless Internet Service	.00
520.4525	Oper Exp Software Site Licenses	.00
520.4540	Oper Exp Vehicle Repair & Maintenance	.00
520.4615	Oper Exp Uniform Expense	.00
520.4616	Oper Exp Uniform Accessories	.00
520.4810	Oper Exp Membership Dues & Licenses	.00
520.4812	Oper Exp Training & Conferences	.00
520.4825	Oper Exp Insurance - Fleet	.00
	<i>Operations Totals</i>	<hr/> \$0.00
	<i>Operations - Non Capital Assets</i>	
520.3657	Oper Exp Controlled Assets	.00
	<i>Operations - Non Capital Assets Totals</i>	<hr/> \$0.00
	<i>Other Services</i>	
580.4940	Other Services Volunteer Fire Depts Allocation	417,281.00
580.4941	Other Services Municipal Fire Dept Cont	265,000.00
580.4952	Other Services Geronimo VFD	.00
580.4954	Other Services Kingsbury VFD	.00
580.4956	Other Services Lake Dunlap VFD	.00
580.4958	Other Services Marion VFD	.00
580.4962	Other Services McQueeney VFD	.00
580.4964	Other Services New Berlin VFD	.00
580.4968	Other Services Sand Hills VFD	.00
580.4976	Other Services York Creek VFD	.00



# Budget Worksheet Report

Budget Year 2019

*Other Services Totals* \$682,281.00

*Capital Outlay*

595.5710	Capital Outlay Equipment & Machinery	.00
595.5730	Capital Outlay Vehicles	.00
595.5740	Capital Outlay Fire Trucks	.00

*Capital Outlay Totals* \$0.00

DEPT OR SOURCE **543 - FIRE DEPARTMENTS** Totals \$682,281.00

DEPT OR SOURCE **545 - FIRE MARSHAL / EMC**

*Personnel Services*

420.1020	Appointed Officials Salary	71,593.00
420.1054	Appointed Officials Certification Supplement	2,600.00
420.1610	Appointed Officials Longevity	1,175.00
420.1625	Appointed Officials Uniform Allowance	450.00
430.1030	Employees Salaried Exempt	.00
430.1040	Employees Hourly Employees	148,060.00
430.1054	Employees Certification Supplement	5,200.00
430.1595	Employees Part-time employees	17,500.00
430.1598	Employees Temporary Employees	.00
430.1610	Employees Longevity	2,665.00
440.1600	Other Pay Overtime	5,000.00
440.1625	Other Pay Uniform/Clothing/Boot Allowance	900.00
450.2010	Benefits Social Security/Medicare	19,518.00
450.2020	Benefits Group Medical Insurance	40,560.00
450.2030	Benefits Retirement	28,831.00
450.2040	Benefits Worker's Compensation Insurance	3,497.00

*Personnel Services Totals* \$347,549.00

*Operations*

520.3100	Oper Exp Office Supplies / Minor Eqpt	2,500.00
520.3110	Oper Exp Postage	100.00
520.3300	Oper Exp Fuel	6,500.00
520.3340	Oper Exp Miscellaneous	4,000.00



# Budget Worksheet Report

Budget Year 2019

520.3390	Oper Exp Ammunition	1,000.00
520.3550	Oper Exp Safety Equipment / Supplies	3,000.00
520.3757	Oper Exp Vehicle Equipment	2,500.00
520.3900	Oper Exp Subs, Publications, Access Fees	2,000.00
520.4205	Oper Exp Cell Phone	1,900.00
520.4212	Oper Exp Wireless Internet Service	900.00
520.4350	Oper Exp Printing	1,200.00
520.4402	Oper Exp Electric Service - Siren System	4,900.00
520.4510	Oper Exp Repair Equip & Machinery	25,000.00
520.4520	Oper Exp Repair Office & Misc Equipment	1,200.00
520.4525	Oper Exp Software Site Licenses	4,500.00
520.4540	Oper Exp Vehicle Repair & Maintenance	3,000.00
520.4615	Oper Exp Uniform Expense	.00
520.4616	Oper Exp Uniform Accessories	.00
520.4800	Oper Exp Bond Premium / Issue Costs	500.00
520.4810	Oper Exp Membership Dues & Licenses	2,000.00
520.4812	Oper Exp Training & Conferences	6,000.00
520.4825	Oper Exp Insurance - Fleet	.00
	<i>Operations Totals</i>	<hr/> \$72,700.00
	<i>Operations - Non Capital Assets</i>	
520.3657	Oper Exp Controlled Assets	10,000.00
	<i>Operations - Non Capital Assets Totals</i>	<hr/> \$10,000.00
	<i>Capital Outlay</i>	
595.5710	Capital Outlay Equipment & Machinery	.00
595.5730	Capital Outlay Vehicles	.00
	<i>Capital Outlay Totals</i>	<hr/> \$0.00
	DEPT OR SOURCE 545 - FIRE MARSHAL / EMC Totals	<hr/> \$430,249.00
	DEPT OR SOURCE 551 - CONSTABLE, PRECINCT 1	
	<i>Personnel Services</i>	
410.1010	Elected Officials Salary	51,523.00
410.1054	Elected Officials Certification Supplement	2,600.00



# Budget Worksheet Report

Budget Year 2019

410.1610	Elected Officials Longevity	2,160.00
410.1625	Elected Officials Uniform Allowance	450.00
430.1040	Employees Hourly Employees	48,100.00
430.1054	Employees Certification Supplement	2,600.00
430.1595	Employees Part-time employees	35,000.00
430.1610	Employees Longevity	.00
440.1625	Other Pay Uniform/Clothing/Boot Allowance	450.00
450.2010	Benefits Social Security/Medicare	10,931.00
450.2020	Benefits Group Medical Insurance	20,280.00
450.2030	Benefits Retirement	16,146.00
450.2040	Benefits Worker's Compensation Insurance	2,398.00
<i>Personnel Services Totals</i>		<hr/> <b>\$192,638.00</b>

*Operations*

520.3100	Oper Exp Office Supplies / Minor Eqpt	900.00
520.3110	Oper Exp Postage	.00
520.3300	Oper Exp Fuel	12,500.00
520.3340	Oper Exp Miscellaneous	1,750.00
520.3390	Oper Exp Ammunition	500.00
520.3757	Oper Exp Vehicle Equipment	5,200.00
520.3800	Oper Exp Body Armor	.00
520.4205	Oper Exp Cell Phone	1,400.00
520.4212	Oper Exp Wireless Internet Service	1,900.00
520.4260	Oper Exp Mileage/Travel non training	.00
520.4520	Oper Exp Repair Office & Misc Equipment	300.00
520.4525	Oper Exp Software Site Licenses	2,000.00
520.4540	Oper Exp Vehicle Repair & Maintenance	5,000.00
520.4615	Oper Exp Uniform Expense	200.00
520.4626	Oper Exp Lease- Radar Equipment	3,500.00
520.4800	Oper Exp Bond Premium / Issue Costs	500.00
520.4810	Oper Exp Membership Dues & Licenses	400.00
520.4812	Oper Exp Training & Conferences	1,000.00





# Budget Worksheet Report

Budget Year 2019

520.4825	Oper Exp Insurance - Fleet	1,000.00
<i>Operations Totals</i>		<u>\$38,050.00</u>
<i>Operations - Non Capital Assets</i>		
520.3657	Oper Exp Controlled Assets	2,000.00
<i>Operations - Non Capital Assets Totals</i>		<u>\$2,000.00</u>
<i>Capital Outlay</i>		
595.5710	Capital Outlay Equipment & Machinery	.00
595.5730	Capital Outlay Vehicles	30,000.00
<i>Capital Outlay Totals</i>		<u>\$30,000.00</u>
DEPT OR SOURCE 551 - CONSTABLE, PRECINCT 1 Totals		<u>\$262,688.00</u>
DEPT OR SOURCE 552 - CONSTABLE, PRECINCT 2		
<i>Personnel Services</i>		
410.1010	Elected Officials Salary	51,523.00
410.1023	Elected Officials Cell Phone Allowance	720.00
410.1054	Elected Officials Certification Supplement	2,600.00
410.1610	Elected Officials Longevity	1,095.00
410.1625	Elected Officials Uniform Allowance	450.00
430.1040	Employees Hourly Employees	48,100.00
430.1053	Employees Cell Phone Allowance	720.00
430.1054	Employees Certification Supplement	2,600.00
430.1595	Employees Part-time employees	35,000.00
430.1610	Employees Longevity	1,085.00
440.1625	Other Pay Uniform/Clothing/Boot Allowance	1,050.00
450.2010	Benefits Social Security/Medicare	11,088.00
450.2020	Benefits Group Medical Insurance	20,280.00
450.2030	Benefits Retirement	16,379.00
450.2040	Benefits Worker's Compensation Insurance	2,408.00
<i>Personnel Services Totals</i>		<u>\$195,098.00</u>
<i>Operations</i>		
520.3100	Oper Exp Office Supplies / Minor Eqpt	1,000.00
520.3110	Oper Exp Postage	200.00



# Budget Worksheet Report

Budget Year 2019

520.3300	Oper Exp Fuel	9,000.00
520.3340	Oper Exp Miscellaneous	2,000.00
520.3390	Oper Exp Ammunition	600.00
520.3757	Oper Exp Vehicle Equipment	5,000.00
520.3800	Oper Exp Body Armor	.00
520.4200	Oper Exp Telephone	.00
520.4205	Oper Exp Cell Phone	800.00
520.4212	Oper Exp Wireless Internet Service	1,400.00
520.4260	Oper Exp Mileage/Travel non training	.00
520.4510	Oper Exp Repair Equip & Machinery	.00
520.4525	Oper Exp Software Site Licenses	1,800.00
520.4540	Oper Exp Vehicle Repair & Maintenance	4,000.00
520.4626	Oper Exp Lease- Radar Equipment	4,600.00
520.4800	Oper Exp Bond Premium / Issue Costs	250.00
520.4810	Oper Exp Membership Dues & Licenses	220.00
520.4812	Oper Exp Training & Conferences	1,000.00
520.4825	Oper Exp Insurance - Fleet	1,000.00
	<i>Operations Totals</i>	<hr/> <b>\$32,870.00</b>
	<i>Operations - Non Capital Assets</i>	
520.3657	Oper Exp Controlled Assets	3,500.00
	<i>Operations - Non Capital Assets Totals</i>	<hr/> <b>\$3,500.00</b>
	<i>Capital Outlay</i>	
595.5710	Capital Outlay Equipment & Machinery	.00
595.5730	Capital Outlay Vehicles	30,000.00
	<i>Capital Outlay Totals</i>	<hr/> <b>\$30,000.00</b>
	<b>DEPT OR SOURCE 552 - CONSTABLE, PRECINCT 2 Totals</b>	<hr/> <b>\$261,468.00</b>
	<b>DEPT OR SOURCE 553 - CONSTABLE, PRECINCT 3</b>	
	<i>Personnel Services</i>	
410.1010	Elected Officials Salary	51,523.00
410.1023	Elected Officials Cell Phone Allowance	720.00
410.1054	Elected Officials Certification Supplement	2,600.00




# Budget Worksheet Report

Budget Year 2019

410.1610	Elected Officials Longevity	1,670.00
410.1625	Elected Officials Uniform Allowance	450.00
430.1040	Employees Hourly Employees	48,100.00
430.1053	Employees Cell Phone Allowance	720.00
430.1054	Employees Certification Supplement	2,600.00
430.1595	Employees Part-time employees	45,800.00
430.1610	Employees Longevity	935.00
440.1625	Other Pay Uniform/Clothing/Boot Allowance	750.00
450.2010	Benefits Social Security/Medicare	12,016.00
450.2020	Benefits Group Medical Insurance	20,280.00
450.2030	Benefits Retirement	17,749.00
450.2040	Benefits Worker's Compensation Insurance	2,612.00
<i>Personnel Services Totals</i>		<hr style="border-top: 1px solid black;"/> \$208,525.00

*Operations*

520.3100	Oper Exp Office Supplies / Minor Eqpt	500.00
520.3110	Oper Exp Postage	200.00
520.3300	Oper Exp Fuel	13,000.00
520.3340	Oper Exp Miscellaneous	2,500.00
520.3390	Oper Exp Ammunition	750.00
520.3757	Oper Exp Vehicle Equipment	8,000.00
520.3800	Oper Exp Body Armor	1,000.00
520.4212	Oper Exp Wireless Internet Service	2,300.00
520.4510	Oper Exp Repair Equip & Machinery	900.00
520.4525	Oper Exp Software Site Licenses	2,700.00
520.4540	Oper Exp Vehicle Repair & Maintenance	7,000.00
520.4626	Oper Exp Lease- Radar Equipment	1,200.00
520.4710	Oper Exp Investigative Expense	.00
520.4800	Oper Exp Bond Premium / Issue Costs	250.00
520.4810	Oper Exp Membership Dues & Licenses	500.00
520.4812	Oper Exp Training & Conferences	3,000.00
520.4825	Oper Exp Insurance - Fleet	1,300.00



# Budget Worksheet Report

Budget Year 2019

*Operations Totals* 

---

 \$45,100.00

*Operations - Non Capital Assets*

520.3657 Oper Exp Controlled Assets 3,500.00

*Operations - Non Capital Assets Totals* 

---

 \$3,500.00

*Capital Outlay*

595.5710 Capital Outlay Equipment & Machinery .00

595.5730 Capital Outlay Vehicles 30,000.00

*Capital Outlay Totals* 

---

 \$30,000.00

DEPT OR SOURCE **553 - CONSTABLE, PRECINCT 3** Totals \$287,125.00

DEPT OR SOURCE **554 - CONSTABLE, PRECINCT 4**

*Personnel Services*

410.1010 Elected Officials Salary 51,523.00

410.1023 Elected Officials Cell Phone Allowance 720.00

410.1054 Elected Officials Certification Supplement 2,600.00

410.1610 Elected Officials Longevity 750.00

410.1625 Elected Officials Uniform Allowance 450.00

430.1040 Employees Hourly Employees 48,100.00

430.1053 Employees Cell Phone Allowance 720.00

430.1054 Employees Certification Supplement 2,600.00

430.1595 Employees Part-time employees 35,000.00

430.1610 Employees Longevity 1,475.00

440.1625 Other Pay Uniform/Clothing/Boot Allowance 450.00

450.2010 Benefits Social Security/Medicare 11,046.00

450.2020 Benefits Group Medical Insurance 20,280.00

450.2030 Benefits Retirement 16,316.00

450.2040 Benefits Worker's Compensation Insurance 2,399.00

*Personnel Services Totals* 

---

 \$194,429.00

*Operations*

520.3100 Oper Exp Office Supplies / Minor Eqpt 900.00

520.3110 Oper Exp Postage 300.00

520.3300 Oper Exp Fuel 12,000.00



# Budget Worksheet Report

Budget Year 2019

520.3340	Oper Exp Miscellaneous	2,000.00
520.3390	Oper Exp Ammunition	850.00
520.3757	Oper Exp Vehicle Equipment	6,000.00
520.3800	Oper Exp Body Armor	900.00
520.3900	Oper Exp Subs, Publications, Access Fees	250.00
520.4205	Oper Exp Cell Phone	2,160.00
520.4212	Oper Exp Wireless Internet Service	1,900.00
520.4510	Oper Exp Repair Equip & Machinery	800.00
520.4525	Oper Exp Software Site Licenses	4,000.00
520.4540	Oper Exp Vehicle Repair & Maintenance	4,000.00
520.4615	Oper Exp Uniform Expense	200.00
520.4800	Oper Exp Bond Premium / Issue Costs	350.00
520.4810	Oper Exp Membership Dues & Licenses	900.00
520.4812	Oper Exp Training & Conferences	3,000.00
520.4825	Oper Exp Insurance - Fleet	1,250.00
	<i>Operations Totals</i>	<hr/> <b>\$41,760.00</b>
	<i>Operations - Non Capital Assets</i>	
520.3657	Oper Exp Controlled Assets	19,000.00
	<i>Operations - Non Capital Assets Totals</i>	<hr/> <b>\$19,000.00</b>
	<i>Capital Outlay</i>	
595.5710	Capital Outlay Equipment & Machinery	.00
595.5730	Capital Outlay Vehicles	30,000.00
	<i>Capital Outlay Totals</i>	<hr/> <b>\$30,000.00</b>
	<b>DEPT OR SOURCE 554 - CONSTABLE, PRECINCT 4 Totals</b>	<hr/> <b>\$285,189.00</b>
	<b>DEPT OR SOURCE 560 - COUNTY SHERIFF</b>	
	<b>SUB-DEPARTMENT 00 - GENERAL</b>	
	<i>Personnel Services</i>	
410.1010	Elected Officials Salary	104,877.00
410.1054	Elected Officials Certification Supplement	2,600.00
410.1610	Elected Officials Longevity	2,305.00
430.1030	Employees Salaried Exempt	171,894.00



# Budget Worksheet Report

Budget Year 2019

430.1040	Employees Hourly Employees	6,700,182.00
430.1054	Employees Certification Supplement	140,660.00
430.1595	Employees Part-time employees	20,000.00
430.1610	Employees Longevity	140,675.00
440.1599	Other Pay Holiday Pay	332,000.00
440.1600	Other Pay Overtime	150,000.00
440.1625	Other Pay Uniform/Clothing/Boot Allowance	51,300.00
450.2010	Benefits Social Security/Medicare	595,067.00
450.2020	Benefits Group Medical Insurance	1,348,620.00
450.2030	Benefits Retirement	883,264.00
450.2040	Benefits Worker's Compensation Insurance	113,861.00
<i>Personnel Services Totals</i>		<hr/> <b>\$10,757,305.00</b>

*Operations*

520.3100	Oper Exp Office Supplies / Minor Eqpt	43,000.00
520.3110	Oper Exp Postage	3,500.00
520.3300	Oper Exp Fuel	365,000.00
520.3320	Oper Exp Cleaning Supplies	1,800.00
520.3340	Oper Exp Miscellaneous	33,000.00
520.3341	Oper Exp Crime Prevention	5,000.00
520.3342	Oper Exp Canine Supplies and Care	6,500.00
520.3390	Oper Exp Ammunition	20,000.00
520.3542	Oper Exp Tires, Tubes, and Batteries	50,000.00
520.3757	Oper Exp Vehicle Equipment	75,000.00
520.3800	Oper Exp Body Armor	18,000.00
520.3900	Oper Exp Subs, Publications, Access Fees	45,000.00
520.4054	Oper Exp Pre-employment/employee physical	6,000.00
520.4200	Oper Exp Telephone	84,000.00
520.4205	Oper Exp Cell Phone	45,000.00
520.4212	Oper Exp Wireless Internet Service	28,000.00
520.4213	Oper Exp TV / Satellite Service / Cable	1,550.00
520.4280	Oper Exp Prisoner Transport	28,000.00



# Budget Worksheet Report

Budget Year 2019

520.4350	Oper Exp Printing	4,000.00
520.4504	Oper Exp Repair Elevators	.00
520.4505	Oper Exp Repair Bldg & Bldg Equipment	4,000.00
520.4510	Oper Exp Repair Equip & Machinery	1,800.00
520.4511	Oper Exp Repair Radios	15,000.00
520.4512	Oper Exp Repair Radar / Video Eqpt	48,000.00
520.4514	Oper Exp Repair / Radio Towers	6,000.00
520.4520	Oper Exp Repair Office & Misc Equipment	14,000.00
520.4540	Oper Exp Vehicle Repair & Maintenance	125,000.00
520.4541	Oper Exp Boat / Watercraft Repair & Maint	2,500.00
520.4550	Oper Exp Oil Changes & Lubes	12,000.00
520.4605	Oper Exp Rent / Radio Towers	23,000.00
520.4615	Oper Exp Uniform Expense	6,500.00
520.4616	Oper Exp Uniform Accessories	7,000.00
520.4800	Oper Exp Bond Premium / Issue Costs	2,000.00
520.4810	Oper Exp Membership Dues & Licenses	5,000.00
520.4812	Oper Exp Training & Conferences	45,000.00
520.4825	Oper Exp Insurance - Fleet	23,500.00
	<i>Operations Totals</i>	<hr/> \$1,202,650.00
	<i>Operations - Non Capital Assets</i>	
520.3657	Oper Exp Controlled Assets	28,000.00
	<i>Operations - Non Capital Assets Totals</i>	<hr/> \$28,000.00
	<i>Capital Outlay</i>	
595.5710	Capital Outlay Equipment & Machinery	.00
595.5730	Capital Outlay Vehicles	320,000.00
	<i>Capital Outlay Totals</i>	<hr/> \$320,000.00
	<i>Transfers Out</i>	
700.0899	Transfers Out Transfer out to Grant Fund	31,043.00
	<i>Transfers Out Totals</i>	<hr/> \$31,043.00
	SUB-DEPARTMENT <b>00 - GENERAL</b> Totals	<hr/> \$12,338,998.00
	DEPT OR SOURCE <b>560 - COUNTY SHERIFF</b> Totals	<hr/> \$12,338,998.00



# Budget Worksheet Report

Budget Year 2019

DEPT OR SOURCE **562 - DEPARTMENT OF PUBLIC SAFETY**

SUB-DEPARTMENT **62 - HIGHWAY PATROL**

*Personnel Services*

430.1040	Employees Hourly Employees	81,786.00
430.1610	Employees Longevity	1,245.00
450.2010	Benefits Social Security/Medicare	6,352.00
450.2020	Benefits Group Medical Insurance	20,280.00
450.2030	Benefits Retirement	9,383.00
450.2040	Benefits Worker's Compensation Insurance	108.00

*Personnel Services Totals* 

---

 \$119,154.00

*Operations*

520.3100	Oper Exp Office Supplies / Minor Eqpt	6,500.00
520.3340	Oper Exp Miscellaneous	2,000.00
520.4260	Oper Exp Mileage/Travel non training	200.00
520.4510	Oper Exp Repair Equip & Machinery	100.00
520.4520	Oper Exp Repair Office & Misc Equipment	500.00
520.4522	Oper Exp Copier Maintenance Agreements	1,200.00
520.4626	Oper Exp Lease- Radar Equipment	13,000.00
520.4800	Oper Exp Bond Premium / Issue Costs	71.00

*Operations Totals* 

---

 \$23,571.00

*Operations - Non Capital Assets*

520.3657	Oper Exp Controlled Assets	1,000.00
----------	----------------------------	----------

*Operations - Non Capital Assets Totals* 

---

 \$1,000.00

SUB-DEPARTMENT **62 - HIGHWAY PATROL Totals** 

---

 \$143,725.00

SUB-DEPARTMENT **63 - COMMERCIAL VEHICLE ENFORCEMENT**

*Personnel Services*

430.1040	Employees Hourly Employees	.00
450.2010	Benefits Social Security/Medicare	.00
450.2020	Benefits Group Medical Insurance	.00
450.2030	Benefits Retirement	.00
450.2040	Benefits Worker's Compensation Insurance	.00





# Budget Worksheet Report

Budget Year 2019

*Personnel Services Totals* \$0.00

*Operations*

520.3340	Oper Exp Miscellaneous	3,500.00
520.4510	Oper Exp Repair Equip & Machinery	5,000.00
520.4520	Oper Exp Repair Office & Misc Equipment	.00

*Operations Totals* \$8,500.00

*Operations - Non Capital Assets*

520.3657	Oper Exp Controlled Assets	100.00
----------	----------------------------	--------

*Operations - Non Capital Assets Totals* \$100.00

*Capital Outlay*

595.5710	Capital Outlay Equipment & Machinery	.00
----------	--------------------------------------	-----

*Capital Outlay Totals* \$0.00

SUB-DEPARTMENT **63 - COMMERCIAL VEHICLE** \$8,600.00

DEPT OR SOURCE **562 - DEPARTMENT OF PUBLIC SAFETY** \$152,325.00

DEPT OR SOURCE **570 - COUNTY JAIL**

SUB-DEPARTMENT **00 - GENERAL**

*Personnel Services*

430.1030	Employees Salaried Exempt	87,022.00
430.1040	Employees Hourly Employees	5,058,259.00
430.1054	Employees Certification Supplement	85,280.00
430.1595	Employees Part-time employees	75,000.00
430.1610	Employees Longevity	98,555.00
430.1630	Employees Sign-on/Recruitment Bonus	.00
440.1599	Other Pay Holiday Pay	245,000.00
440.1600	Other Pay Overtime	150,000.00
450.2010	Benefits Social Security/Medicare	443,632.00
450.2020	Benefits Group Medical Insurance	1,196,520.00
450.2030	Benefits Retirement	655,300.00
450.2040	Benefits Worker's Compensation Insurance	93,794.00

*Personnel Services Totals* \$8,188,362.00

*Operations*



# Budget Worksheet Report

Budget Year 2019

520.3100	Oper Exp Office Supplies / Minor Eqpt	38,000.00
520.3110	Oper Exp Postage	1,500.00
520.3300	Oper Exp Fuel	7,500.00
520.3320	Oper Exp Cleaning Supplies	20,000.00
520.3321	Oper Exp Restroom Supply	36,000.00
520.3325	Oper Exp Maintenance Supplies	47,000.00
520.3330	Oper Exp Food	375,000.00
520.3332	Oper Exp Kitchen Items	15,000.00
520.3335	Oper Exp Detainee/Prisoner Uniforms	21,000.00
520.3340	Oper Exp Miscellaneous	45,000.00
520.3350	Oper Exp Bedding & Linen	20,000.00
520.3356	Oper Exp Records Destruction Costs	5,000.00
520.3370	Oper Exp Laundry	6,000.00
520.3375	Oper Exp Prescriptions / Medical Supplies	130,000.00
520.3378	Oper Exp Prisoner Medical Services	230,000.00
520.3900	Oper Exp Subs, Publications, Access Fees	4,000.00
520.4054	Oper Exp Pre-employment/employee physical	8,000.00
520.4200	Oper Exp Telephone	9,500.00
520.4205	Oper Exp Cell Phone	4,500.00
520.4350	Oper Exp Printing	5,000.00
520.4400	Oper Exp Electric Service & Garbage	360,000.00
520.4410	Oper Exp Gas - Utilities	95,000.00
520.4420	Oper Exp Water - Utilities	125,000.00
520.4500	Oper Exp Repair Building Structures	5,000.00
520.4505	Oper Exp Repair Bldg & Bldg Equipment	40,000.00
520.4510	Oper Exp Repair Equip & Machinery	50,000.00
520.4511	Oper Exp Repair Radios	5,000.00
520.4513	Oper Exp Repair Kitchen Eqpt	7,000.00
520.4520	Oper Exp Repair Office & Misc Equipment	2,000.00
520.4522	Oper Exp Copier Maintenance Agreements	6,000.00
520.4540	Oper Exp Vehicle Repair & Maintenance	3,500.00



# Budget Worksheet Report

Budget Year 2019

520.4598	Oper Exp Pest Control	2,000.00
520.4615	Oper Exp Uniform Expense	25,000.00
520.4800	Oper Exp Bond Premium / Issue Costs	500.00
520.4810	Oper Exp Membership Dues & Licenses	1,000.00
520.4812	Oper Exp Training & Conferences	30,000.00
520.4825	Oper Exp Insurance - Fleet	2,200.00
520.4860	Oper Exp Contract Labor	.00
520.4989	Oper Exp Inspection Fees	10,000.00
	<i>Operations Totals</i>	<hr/> \$1,797,200.00
	<i>Operations - Non Capital Assets</i>	
520.3657	Oper Exp Controlled Assets	25,000.00
	<i>Operations - Non Capital Assets Totals</i>	<hr/> \$25,000.00
	<i>Capital Outlay</i>	
595.5302	Capital Outlay Major Building Renovations	.00
595.5710	Capital Outlay Equipment & Machinery	85,000.00
	<i>Capital Outlay Totals</i>	<hr/> \$85,000.00
	<b>SUB-DEPARTMENT 00 - GENERAL Totals</b>	<hr/> \$10,095,562.00
	<b>DEPT OR SOURCE 570 - COUNTY JAIL Totals</b>	<hr/> \$10,095,562.00
	<b>DEPT OR SOURCE 572 - ADULT PROBATION (CSCD) SUPPORT</b>	
	<i>Operations</i>	
520.3100	Oper Exp Office Supplies / Minor Eqpt	1,500.00
520.4200	Oper Exp Telephone	5,000.00
520.4400	Oper Exp Electric Service & Garbage	11,000.00
520.4410	Oper Exp Gas - Utilities	1,200.00
520.4420	Oper Exp Water - Utilities	2,000.00
520.4500	Oper Exp Repair Building Structures	600.00
520.4520	Oper Exp Repair Office & Misc Equipment	500.00
520.4600	Oper Exp Rent Office Space	19,800.00
520.4621	Oper Exp Lease - Copier	13,000.00
	<i>Operations Totals</i>	<hr/> \$54,600.00
	<i>Operations - Non Capital Assets</i>	



# Budget Worksheet Report

Budget Year 2019

520.3657	Oper Exp Controlled Assets	500.00
	<i>Operations - Non Capital Assets Totals</i>	<u>\$500.00</u>
DEPT OR SOURCE	<b>572 - ADULT PROBATION (CSCD)</b>	\$55,100.00
DEPT OR SOURCE	<b>574 - JUVENILE PROB/DETENTION SUPPORT</b>	
	<i>Personnel Services</i>	
410.1010	Elected Officials Salary	24,000.00
450.2010	Benefits Social Security/Medicare	1,763.00
450.2030	Benefits Retirement	2,712.00
	<i>Personnel Services Totals</i>	<u>\$28,475.00</u>
	<i>Operations</i>	
520.4400	Oper Exp Electric Service & Garbage	52,000.00
520.4420	Oper Exp Water - Utilities	13,500.00
520.4505	Oper Exp Repair Bldg & Bldg Equipment	85,000.00
520.4825	Oper Exp Insurance - Fleet	1,400.00
	<i>Operations Totals</i>	<u>\$151,900.00</u>
	<i>Transfers Out</i>	
700.0325	Transfers Out Transfer out to Juvenile Dept	3,594,105.00
	<i>Transfers Out Totals</i>	<u>\$3,594,105.00</u>
DEPT OR SOURCE	<b>574 - JUVENILE PROB/DETENTION</b>	\$3,774,480.00
DEPT OR SOURCE	<b>630 - HEALTH &amp; SOCIAL SERVICES</b>	
	<i>Operations</i>	
520.4035	Oper Exp Contribution to Hospital	3,489,417.00
520.4044	Oper Exp EMS Services	843,578.00
520.4048	Oper Exp Autopsy/Deceased Transport	20,000.00
520.4052	Oper Exp Autopsies	125,000.00
520.4056	Oper Exp Pauper Burials	20,000.00
520.4060	Oper Exp Mental Commitment Costs	20,000.00
	<i>Operations Totals</i>	<u>\$4,517,995.00</u>
	<i>Other Services</i>	
580.4932	Other Services Youth Livestock & Homemakers	5,000.00
580.4933	Other Services Food Bank	.00



# Budget Worksheet Report

Budget Year 2019

580.4934	Other Services Meals on Wheels Contrib.	5,528.00
580.4935	Other Services AACOG-Alamo Regional Transit Pro	8,300.00
580.4939	Other Services Guadalupe Co. Historical Society	1,532.00
800.4940	Library Support Seguin/Guadalupe Library	173,742.00
800.4942	Library Support Marion Public Library	36,589.00
800.4945	Library Support Schertz Library	217,152.00
802.4074	RSVP Program Support Retired Senior Volunteer Program	5,000.00
<i>Other Services Totals</i>		<u>\$452,843.00</u>

DEPT OR SOURCE **630 - HEALTH & SOCIAL SERVICES** Totals \$4,970,838.00

DEPT OR SOURCE **635 - ENVIRONMENTAL HEALTH**

*Personnel Services*

420.1020	Appointed Officials Salary	63,677.00
420.1023	Appointed Officials Cell Phone Allowance	720.00
420.1610	Appointed Officials Longevity	1,485.00
430.1030	Employees Salaried Exempt	.00
430.1040	Employees Hourly Employees	289,084.00
430.1054	Employees Certification Supplement	5,200.00
430.1610	Employees Longevity	4,650.00
440.1625	Other Pay Uniform/Clothing/Boot Allowance	1,500.00
450.2010	Benefits Social Security/Medicare	28,023.00
450.2020	Benefits Group Medical Insurance	81,120.00
450.2030	Benefits Retirement	41,394.00
450.2040	Benefits Worker's Compensation Insurance	3,156.00
<i>Personnel Services Totals</i>		<u>\$520,009.00</u>

*Operations*

520.3100	Oper Exp Office Supplies / Minor Eqpt	3,800.00
520.3110	Oper Exp Postage	900.00
520.3300	Oper Exp Fuel	12,000.00
520.3340	Oper Exp Miscellaneous	520.00
520.3900	Oper Exp Subs, Publications, Access Fees	130.00
520.4205	Oper Exp Cell Phone	5,000.00



# Budget Worksheet Report

Budget Year 2019

520.4212	Oper Exp Wireless Internet Service	.00
520.4350	Oper Exp Printing	1,500.00
520.4522	Oper Exp Copier Maintenance Agreements	530.00
520.4523	Oper Exp Software Maintenance/License	.00
520.4540	Oper Exp Vehicle Repair & Maintenance	6,200.00
520.4615	Oper Exp Uniform Expense	200.00
520.4800	Oper Exp Bond Premium / Issue Costs	100.00
520.4810	Oper Exp Membership Dues & Licenses	400.00
520.4812	Oper Exp Training & Conferences	4,200.00
520.4825	Oper Exp Insurance - Fleet	1,400.00
520.4993	Oper Exp Storm & Flood Water Permits	800.00
	<i>Operations Totals</i>	<hr/> <b>\$37,680.00</b>
	<i>Operations - Non Capital Assets</i>	
520.3657	Oper Exp Controlled Assets	1,000.00
	<i>Operations - Non Capital Assets Totals</i>	<hr/> <b>\$1,000.00</b>
	<i>Capital Outlay</i>	
595.5720	Capital Outlay Office Furniture & Equipment	.00
595.5730	Capital Outlay Vehicles	.00
	<i>Capital Outlay Totals</i>	<hr/> <b>\$0.00</b>
	<b>DEPT OR SOURCE 635 - ENVIRONMENTAL HEALTH Totals</b>	<hr/> <b>\$558,689.00</b>
	<b>DEPT OR SOURCE 637 - ANIMAL CONTROL</b>	
	<i>Personnel Services</i>	
430.1040	Employees Hourly Employees	173,493.00
430.1595	Employees Part-time employees	.00
430.1610	Employees Longevity	5,330.00
450.2010	Benefits Social Security/Medicare	13,680.00
450.2020	Benefits Group Medical Insurance	40,560.00
450.2030	Benefits Retirement	20,207.00
450.2040	Benefits Worker's Compensation Insurance	4,131.00
	<i>Personnel Services Totals</i>	<hr/> <b>\$257,401.00</b>

*Operations*



# Budget Worksheet Report

Budget Year 2019

520.3100	Oper Exp Office Supplies / Minor Eqpt	500.00
520.3110	Oper Exp Postage	750.00
520.3300	Oper Exp Fuel	20,000.00
520.3320	Oper Exp Cleaning Supplies	3,000.00
520.3330	Oper Exp Food	1,200.00
520.3340	Oper Exp Miscellaneous	3,000.00
520.3630	Oper Exp Small Tools / Minor Equipment	500.00
520.4205	Oper Exp Cell Phone	1,500.00
520.4350	Oper Exp Printing	200.00
520.4400	Oper Exp Electric Service & Garbage	2,100.00
520.4410	Oper Exp Gas - Utilities	4,000.00
520.4420	Oper Exp Water - Utilities	1,000.00
520.4505	Oper Exp Repair Bldg & Bldg Equipment	15,000.00
520.4510	Oper Exp Repair Equip & Machinery	1,500.00
520.4540	Oper Exp Vehicle Repair & Maintenance	4,000.00
520.4615	Oper Exp Uniform Expense	1,000.00
520.4800	Oper Exp Bond Premium / Issue Costs	250.00
520.4812	Oper Exp Training & Conferences	2,000.00
520.4825	Oper Exp Insurance - Fleet	750.00
520.4893	Oper Exp Veterinarian Services	500.00
	<i>Operations Totals</i>	<hr/> <b>\$62,750.00</b>
	<i>Operations - Non Capital Assets</i>	
520.3657	Oper Exp Controlled Assets	500.00
	<i>Operations - Non Capital Assets Totals</i>	<hr/> <b>\$500.00</b>
	<i>Capital Outlay</i>	
595.5710	Capital Outlay Equipment & Machinery	.00
595.5730	Capital Outlay Vehicles	.00
	<i>Capital Outlay Totals</i>	<hr/> <b>\$0.00</b>
	DEPT OR SOURCE <b>637 - ANIMAL CONTROL</b> Totals	<hr/> <b>\$320,651.00</b>
	DEPT OR SOURCE <b>665 - AGRICULTURE EXTENSION SERVICE</b>	
	<i>Personnel Services</i>	



# Budget Worksheet Report

Budget Year 2019

430.1030	Employees Salaried Exempt	152,312.00
430.1040	Employees Hourly Employees	87,675.00
430.1610	Employees Longevity	10,105.00
450.2010	Benefits Social Security/Medicare	19,132.00
450.2020	Benefits Group Medical Insurance	20,280.00
450.2030	Benefits Retirement	10,346.00
450.2040	Benefits Worker's Compensation Insurance	120.00
	<i>Personnel Services Totals</i>	<hr/> <b>\$299,970.00</b>
<i>Operations</i>		
520.3100	Oper Exp Office Supplies / Minor Eqpt	2,000.00
520.3300	Oper Exp Fuel	9,000.00
520.3340	Oper Exp Miscellaneous	1,200.00
520.4522	Oper Exp Copier Maintenance Agreements	1,600.00
520.4540	Oper Exp Vehicle Repair & Maintenance	2,000.00
520.4800	Oper Exp Bond Premium / Issue Costs	.00
520.4814	Oper Exp 4H/Travel/Training/Dues	2,500.00
520.4815	Oper Exp AG/Travel/Training/Dues	2,500.00
520.4816	Oper Exp FSC/Travel/Training/Dues	2,500.00
520.4817	Oper Exp AG Leader/Travel/Trng/Dues	3,000.00
520.4825	Oper Exp Insurance - Fleet	650.00
582.0020	Grant Specific Expense Feral Hog Bounty	5,000.00
	<i>Operations Totals</i>	<hr/> <b>\$31,950.00</b>
<i>Operations - Non Capital Assets</i>		
520.3657	Oper Exp Controlled Assets	100.00
	<i>Operations - Non Capital Assets Totals</i>	<hr/> <b>\$100.00</b>
<i>Capital Outlay</i>		
595.5720	Capital Outlay Office Furniture & Equipment	.00
595.5730	Capital Outlay Vehicles	.00
	<i>Capital Outlay Totals</i>	<hr/> <b>\$0.00</b>
	DEPT OR SOURCE <b>665 - AGRICULTURE EXTENSION</b>	<hr/> <b>\$332,020.00</b>
	DEPT OR SOURCE <b>670 - OTHER ENVIRONMENTAL SERVICES</b>	





# Budget Worksheet Report

Budget Year 2019

*Other Services*

580.4072	Other Services Citizen's Collection Stations	125,000.00
580.4947	Other Services Soil Conservation	5,500.00
<i>Other Services Totals</i>		<u>\$130,500.00</u>

DEPT OR SOURCE **670 - OTHER ENVIRONMENTAL SERVICES** \$130,500.00

DEPT OR SOURCE **700 - TRANSFERS (IN) /OUT**

*Transfers Out*

700.0200	Transfers Out To Road & Bridge	.00
700.0700	Transfers Out Transfers to Capital Projects	1,740,400.00
700.0714	Transfers Out Transfer Out to American Rescue	.00
<i>Transfers Out Totals</i>		<u>\$1,740,400.00</u>

DEPT OR SOURCE **700 - TRANSFERS (IN) /OUT Totals** \$1,740,400.00

**EXPENSE TOTALS** \$58,146,235.00

FUND **100 - GENERAL FUND Totals**

**REVENUE TOTALS** \$56,646,235.00

**EXPENSE TOTALS** \$58,146,235.00

FUND **100 - GENERAL FUND Totals** (\$1,500,000.00)

FUND **200 - ROAD & BRIDGE FUND**

**REVENUE**

DEPT OR SOURCE **620 - UNIT ROAD SYSTEM**

SUB-DEPARTMENT **00 - GENERAL**

*Property Taxes*

300.7110	Revenues Current Taxes / Real Property	6,350,000.00
300.7120	Revenues Delinquent Taxes / Real Property	70,000.00
300.7130	Revenues Penalty & Interest	50,000.00
300.7182	Revenues Special Road Taxes	39,500.00
<i>Property Taxes Totals</i>		<u>\$6,509,500.00</u>

*Other Taxes*

300.7235	Revenues Vehicle Registration	360,000.00
----------	-------------------------------	------------



# Budget Worksheet Report

Budget Year 2019

*Other Taxes Totals* \$360,000.00

*Licenses and Permits*

300.7240	Revenues Local \$10 Vehicle Reg	1,325,000.00
300.7280	Revenues Driveway Permit Fee	4,000.00
<i>Licenses and Permits Totals</i>		<u>\$1,329,000.00</u>

*Intergovernmental*

350.7365	Intergovernmental State Highway Apportionment	45,000.00
350.7367	Intergovernmental State Apport: Permits/Oversize	105,000.00
<i>Intergovernmental Totals</i>		<u>\$150,000.00</u>

*Fines & Forfeitures*

300.7510	Revenues Fines / District Court	135,000.00
300.7520	Revenues Fines / County Court	185,000.00
<i>Fines &amp; Forfeitures Totals</i>		<u>\$320,000.00</u>

*Miscellaneous*

300.7605	Revenues Miscellaneous Revenue	500.00
<i>Miscellaneous Totals</i>		<u>\$500.00</u>

*Interest Income*

330.7610	Investment Income Interest Income	55,000.00
<i>Interest Income Totals</i>		<u>\$55,000.00</u>

*Transfers In*

701.0100	Transfers in Transfer in from General Fund	.00
<i>Transfers In Totals</i>		<u>\$0.00</u>

SUB-DEPARTMENT **00 - GENERAL** Totals \$8,724,000.00

DEPT OR SOURCE **620 - UNIT ROAD SYSTEM** Totals \$8,724,000.00

**REVENUE TOTALS** \$8,724,000.00

**EXPENSE**

DEPT OR SOURCE **620 - UNIT ROAD SYSTEM**

SUB-DEPARTMENT **00 - GENERAL**

*Personnel Services*

420.1020	Appointed Officials Salary	87,056.00
420.1610	Appointed Officials Longevity	1,725.00



# Budget Worksheet Report

Budget Year 2019

430.1030	Employees Salaried Exempt	.00
430.1040	Employees Hourly Employees	2,987,201.00
430.1053	Employees Cell Phone Allowance	720.00
430.1598	Employees Temporary Employees	56,310.00
430.1610	Employees Longevity	81,550.00
440.1600	Other Pay Overtime	5,000.00
440.1625	Other Pay Uniform/Clothing/Boot Allowance	3,400.00
450.2010	Benefits Social Security/Medicare	244,549.00
450.2020	Benefits Group Medical Insurance	730,080.00
450.2030	Benefits Retirement	357,832.00
450.2040	Benefits Worker's Compensation Insurance	87,579.00
<i>Personnel Services Totals</i>		<u>\$4,643,002.00</u>

*Operations*

520.3100	Oper Exp Office Supplies / Minor Eqpt	12,500.00
520.3110	Oper Exp Postage	600.00
520.3300	Oper Exp Fuel	400,000.00
520.3305	Oper Exp Lubricants	25,000.00
520.3400	Oper Exp Materials and Supplies	60,000.00
520.3420	Oper Exp Herbicide / Weed Killer	18,000.00
520.3430	Oper Exp Propane	5,000.00
520.3540	Oper Exp Equipment Repair Parts	215,000.00
520.3542	Oper Exp Tires, Tubes, and Batteries	70,000.00
520.3550	Oper Exp Safety Equipment / Supplies	13,500.00
520.3560	Oper Exp Welding Supplies	2,500.00
520.3590	Oper Exp Lumber and Piling	1,500.00
520.3610	Oper Exp Concrete	16,000.00
520.3620	Oper Exp Signs & Posts	70,000.00
520.3630	Oper Exp Small Tools / Minor Equipment	14,000.00
520.3705	Oper Exp Culverts	40,000.00
520.3708	Oper Exp Base Material	535,000.00
520.3710	Oper Exp Surfacing Material	825,000.00



# Budget Worksheet Report

Budget Year 2019

520.3712	Oper Exp Seal Coating	445,000.00
520.3714	Oper Exp Water for Construction Projects	.00
520.3900	Oper Exp Subs, Publications, Access Fees	1,500.00
520.4022	Oper Exp Engineering Services	25,000.00
520.4054	Oper Exp Pre-employment/employee physical	4,500.00
520.4055	Oper Exp Surveying Costs	1,000.00
520.4071	Oper Exp Waste Disposal	3,500.00
520.4200	Oper Exp Telephone	12,000.00
520.4205	Oper Exp Cell Phone	4,000.00
520.4212	Oper Exp Wireless Internet Service	.00
520.4350	Oper Exp Printing	2,000.00
520.4400	Oper Exp Electric Service & Garbage	40,000.00
520.4410	Oper Exp Gas - Utilities	2,000.00
520.4420	Oper Exp Water - Utilities	6,000.00
520.4500	Oper Exp Repair Building Structures	2,500.00
520.4505	Oper Exp Repair Bldg & Bldg Equipment	1,500.00
520.4510	Oper Exp Repair Equip & Machinery	25,000.00
520.4520	Oper Exp Repair Office & Misc Equipment	2,500.00
520.4540	Oper Exp Vehicle Repair & Maintenance	30,000.00
520.4610	Oper Exp Equipment Hire	80,000.00
520.4615	Oper Exp Uniform Expense	25,000.00
520.4635	Oper Exp Lease - Alarm System	3,350.00
520.4800	Oper Exp Bond Premium / Issue Costs	100.00
520.4810	Oper Exp Membership Dues & Licenses	800.00
520.4812	Oper Exp Training & Conferences	12,500.00
520.4825	Oper Exp Insurance - Fleet	13,000.00
520.4860	Oper Exp Contract Labor	12,500.00
520.4985	Oper Exp Hazard Substance License Fee	400.00
520.4992	Oper Exp Contract Rd Maint/Pavement Rejuv	.00
520.4998	Oper Exp Bridge Construction	650,000.00
	<i>Operations Totals</i>	<u>\$3,729,250.00</u>



# Budget Worksheet Report

Budget Year 2019

*Operations - Non Capital Assets*

520.3657	Oper Exp Controlled Assets	12,500.00
<i>Operations - Non Capital Assets Totals</i>		<u>\$12,500.00</u>

*Capital Outlay*

595.5300	Capital Outlay Bldg Purchase/New Construct	.00
595.5302	Capital Outlay Major Building Renovations	.00
595.5710	Capital Outlay Equipment & Machinery	633,900.00
595.5712	Capital Outlay Extraordinary Equipment Repair	.00
595.5720	Capital Outlay Office Furniture & Equipment	125,000.00
595.5725	Capital Outlay Major Infrastructure Projects	.00
595.5730	Capital Outlay Vehicles	80,348.00
<i>Capital Outlay Totals</i>		<u>\$839,248.00</u>

*Transfers Out*

700.0202	Transfers Out Required Match for TxDot Grant	.00
700.0700	Transfers Out Transfers to Capital Projects	.00
700.0899	Transfers Out Transfer out to Grant Fund	.00
<i>Transfers Out Totals</i>		<u>\$0.00</u>

SUB-DEPARTMENT	00 - GENERAL Totals	<u>\$9,224,000.00</u>
DEPT OR SOURCE	620 - UNIT ROAD SYSTEM Totals	<u>\$9,224,000.00</u>
	<b>EXPENSE TOTALS</b>	<u>\$9,224,000.00</u>

FUND 200 - ROAD & BRIDGE FUND Totals

<b>REVENUE TOTALS</b>	\$8,724,000.00
<b>EXPENSE TOTALS</b>	\$9,224,000.00

FUND 200 - ROAD & BRIDGE FUND Totals	<u>(\$500,000.00)</u>
--------------------------------------	-----------------------

FUND 201 - CETRZ FUND

**EXPENSE**

DEPT OR SOURCE 100 - SPECIAL REVENUE

*Operations*

520.3705	Oper Exp Culverts	25,000.00
----------	-------------------	-----------



# Budget Worksheet Report

Budget Year 2019

520.3708	Oper Exp Base Material	30,000.00
520.3710	Oper Exp Surfacing Material	25,000.00
520.3712	Oper Exp Seal Coating	18,000.00
520.4022	Oper Exp Engineering Services	10,000.00
520.4998	Oper Exp Bridge Construction	150,000.00
	<i>Operations Totals</i>	<u>\$258,000.00</u>
DEPT OR SOURCE	<b>100 - SPECIAL REVENUE Totals</b>	<u>\$258,000.00</u>
	<b>EXPENSE TOTALS</b>	<u>\$258,000.00</u>
FUND	<b>201 - CETRZ FUND Totals</b>	
	<b>EXPENSE TOTALS</b>	<u>\$258,000.00</u>
FUND	<b>201 - CETRZ FUND Totals</b>	<u>(\$258,000.00)</u>
FUND	<b>324 - JUVENILE TJJD</b>	
	<b>REVENUE</b>	
DEPT OR SOURCE	<b>676 - COMMUNITY PROGRAMS</b>	
	<i>Intergovernmental</i>	
350.7366	Intergovernmental State Funding	189,233.00
	<i>Intergovernmental Totals</i>	<u>\$189,233.00</u>
DEPT OR SOURCE	<b>676 - COMMUNITY PROGRAMS Totals</b>	<u>\$189,233.00</u>
DEPT OR SOURCE	<b>677 - "R" GRANT R RISK</b>	
	<i>Intergovernmental</i>	
350.7366	Intergovernmental State Funding	.00
	<i>Intergovernmental Totals</i>	<u>\$0.00</u>
DEPT OR SOURCE	<b>677 - "R" GRANT R RISK Totals</b>	<u>\$0.00</u>
DEPT OR SOURCE	<b>678 - PRE AND POST ADJUDICATION(State)</b>	
	<i>Intergovernmental</i>	
350.7366	Intergovernmental State Funding	122,501.00
	<i>Intergovernmental Totals</i>	<u>\$122,501.00</u>
DEPT OR SOURCE	<b>678 - PRE AND POST</b>	<u>\$122,501.00</u>
DEPT OR SOURCE	<b>682 - BASIC ( was "A" STATE AID)</b>	
	<i>Intergovernmental</i>	



# Budget Worksheet Report

Budget Year 2019

350.7366	Intergovernmental State Funding	194,813.00
	<i>Intergovernmental Totals</i>	<u>\$194,813.00</u>
	DEPT OR SOURCE 682 - BASIC ( was "A" STATE AID) Totals	\$194,813.00
	DEPT OR SOURCE 683 - COMMITMENT DIVERSION ("C")	
	<i>Intergovernmental</i>	
350.7366	Intergovernmental State Funding	72,000.00
	<i>Intergovernmental Totals</i>	<u>\$72,000.00</u>
	DEPT OR SOURCE 683 - COMMITMENT DIVERSION ("C")	\$72,000.00
	DEPT OR SOURCE 685 - "S" PREVENTION & INTERVENTION	
	<i>Intergovernmental</i>	
350.7366	Intergovernmental State Funding	70,278.00
	<i>Intergovernmental Totals</i>	<u>\$70,278.00</u>
	DEPT OR SOURCE 685 - "S" PREVENTION & INTERVENTION	\$70,278.00
	DEPT OR SOURCE 686 - "N" MENTAL HEALTH SERVICES	
	<i>Intergovernmental</i>	
350.7366	Intergovernmental State Funding	154,266.00
	<i>Intergovernmental Totals</i>	<u>\$154,266.00</u>
	DEPT OR SOURCE 686 - "N" MENTAL HEALTH SERVICES	\$154,266.00
	DEPT OR SOURCE 688 - STATE SALARY ADJUSTMENT	
	<i>Intergovernmental</i>	
350.7366	Intergovernmental State Funding	.00
	<i>Intergovernmental Totals</i>	<u>\$0.00</u>
	DEPT OR SOURCE 688 - STATE SALARY ADJUSTMENT Totals	\$0.00
	<b>REVENUE TOTALS</b>	<b>\$803,091.00</b>

## EXPENSE

	DEPT OR SOURCE 676 - COMMUNITY PROGRAMS	
	<i>Personnel Services</i>	
430.1040	Employees Hourly Employees	132,107.00
430.1054	Employees Certification Supplement	6,065.00
450.2010	Benefits Social Security/Medicare	10,570.00
450.2020	Benefits Group Medical Insurance	24,700.00



# Budget Worksheet Report

Budget Year 2019

450.2030	Benefits Retirement	15,343.00
450.2040	Benefits Worker's Compensation Insurance	448.00
	<i>Personnel Services Totals</i>	<u>\$189,233.00</u>
DEPT OR SOURCE 676 - COMMUNITY PROGRAMS Totals		\$189,233.00
DEPT OR SOURCE 677 - "R" GRANT R RISK		
<i>Operations</i>		
520.3660	Oper Exp Computer Software	.00
	<i>Operations Totals</i>	<u>\$0.00</u>
DEPT OR SOURCE 677 - "R" GRANT R RISK Totals		\$0.00
DEPT OR SOURCE 678 - PRE AND POST ADJUDICATION(State)		
<i>Inter-County Contracts</i>		
540.4881	Inter-County Contracts Secure Placement	50,341.00
	<i>Inter-County Contracts Totals</i>	<u>\$50,341.00</u>
<i>External Contracts</i>		
541.4882	External Contracts Non Secure Placement	72,160.00
	<i>External Contracts Totals</i>	<u>\$72,160.00</u>
DEPT OR SOURCE 678 - PRE AND POST		\$122,501.00
DEPT OR SOURCE 682 - BASIC ( was "A" STATE AID)		
<i>Personnel Services</i>		
430.1040	Employees Hourly Employees	132,107.00
430.1054	Employees Certification Supplement	6,065.00
450.2010	Benefits Social Security/Medicare	10,570.00
450.2020	Benefits Group Medical Insurance	24,700.00
450.2030	Benefits Retirement	15,343.00
450.2040	Benefits Worker's Compensation Insurance	448.00
	<i>Personnel Services Totals</i>	<u>\$189,233.00</u>
<i>Operations</i>		
520.3660	Oper Exp Computer Software	5,580.00
	<i>Operations Totals</i>	<u>\$5,580.00</u>
DEPT OR SOURCE 682 - BASIC ( was "A" STATE AID) Totals		\$194,813.00
DEPT OR SOURCE 683 - COMMITMENT DIVERSION ("C")		





# Budget Worksheet Report

Budget Year 2019

*Personnel Services*

430.1040	Employees Hourly Employees	.00
430.1054	Employees Certification Supplement	.00
450.2010	Benefits Social Security/Medicare	.00
450.2020	Benefits Group Medical Insurance	.00
450.2030	Benefits Retirement	.00
450.2040	Benefits Worker's Compensation Insurance	.00
<i>Personnel Services Totals</i>		<u>\$0.00</u>

*Inter-County Contracts*

540.4881	Inter-County Contracts Secure Placement	.00
<i>Inter-County Contracts Totals</i>		<u>\$0.00</u>

*External Contracts*

541.4881	External Contracts Secure Placement	.00
541.4882	External Contracts Non Secure Placement	.00
541.4885	External Contracts Youth Probation Services	72,000.00
<i>External Contracts Totals</i>		<u>\$72,000.00</u>

DEPT OR SOURCE **683 - COMMITMENT DIVERSION ("C")** \$72,000.00

DEPT OR SOURCE **685 - "S" PREVENTION & INTERVENTION**

*Personnel Services*


430.1040	Employees Hourly Employees	48,295.00
430.1054	Employees Certification Supplement	2,426.00
430.1595	Employees Part-time employees	.00
450.2010	Benefits Social Security/Medicare	3,880.00
450.2020	Benefits Group Medical Insurance	9,880.00
450.2030	Benefits Retirement	5,632.00
450.2040	Benefits Worker's Compensation Insurance	165.00
<i>Personnel Services Totals</i>		<u>\$70,278.00</u>

DEPT OR SOURCE **685 - "S" PREVENTION & INTERVENTION** \$70,278.00

DEPT OR SOURCE **686 - "N" MENTAL HEALTH SERVICES**

*Personnel Services*

430.1040	Employees Hourly Employees	110,530.00
----------	----------------------------	------------



# Budget Worksheet Report

Budget Year 2019

430.1054	Employees Certification Supplement	2,426.00
450.2010	Benefits Social Security/Medicare	8,641.00
450.2020	Benefits Group Medical Insurance	19,760.00
450.2030	Benefits Retirement	12,543.00
450.2040	Benefits Worker's Compensation Insurance	366.00
450.2060	Benefits Unemployment Insurance	.00
<i>Personnel Services Totals</i>		<hr/> \$154,266.00
<i>External Contracts</i>		
541.4052	External Contracts Evaluations & Psychologicals	.00
541.4053	External Contracts Counseling	.00
<i>External Contracts Totals</i>		<hr/> \$0.00
DEPT OR SOURCE 686 - "N" MENTAL HEALTH SERVICES		<hr/> \$154,266.00
DEPT OR SOURCE 688 - STATE SALARY ADJUSTMENT		
<i>Personnel Services</i>		
430.1051	Employees TJJJ State Salary Supplement	.00
450.2010	Benefits Social Security/Medicare	.00
450.2030	Benefits Retirement	.00
<i>Personnel Services Totals</i>		<hr/> \$0.00
DEPT OR SOURCE 688 - STATE SALARY ADJUSTMENT Totals		<hr/> \$0.00
<b>EXPENSE TOTALS</b>		<hr/> \$803,091.00
FUND 324 - JUVENILE TJJJ Totals		
<b>REVENUE TOTALS</b>		\$803,091.00
<b>EXPENSE TOTALS</b>		\$803,091.00
FUND 324 - JUVENILE TJJJ Totals		<hr/> \$0.00
FUND 325 - JUVENILE PROBATION FUND		
<b>REVENUE</b>		
DEPT OR SOURCE 672 - JUVENILE PROBATION		
<i>Miscellaneous</i>		
300.7605	Revenues Miscellaneous Revenue	100.00



# Budget Worksheet Report

Budget Year 2019

300.7655	Revenues Proceeds - County Auction	200.00
	<i>Miscellaneous Totals</i>	<u>\$300.00</u>
<i>Interest Income</i>		
330.7610	Investment Income Interest Income	1,900.00
330.7611	Investment Income interest on State Funds	200.00
	<i>Interest Income Totals</i>	<u>\$2,100.00</u>
<i>Transfers In</i>		
701.0100	Transfers in Transfer in from General Fund	3,594,105.00
	<i>Transfers In Totals</i>	<u>\$3,594,105.00</u>
	DEPT OR SOURCE <b>672 - JUVENILE PROBATION</b> Totals	<u>\$3,596,505.00</u>
DEPT OR SOURCE <b>673 - JUVENILE DETENTION</b>		
<i>Charges for Services</i>		
300.7480	Revenues Detention Revenue	225,000.00
	<i>Charges for Services Totals</i>	<u>\$225,000.00</u>
	DEPT OR SOURCE <b>673 - JUVENILE DETENTION</b> Totals	<u>\$225,000.00</u>
	<b>REVENUE TOTALS</b>	<u>\$3,821,505.00</u>

## EXPENSE

DEPT OR SOURCE <b>672 - JUVENILE PROBATION</b>		
<i>Personnel Services</i>		
420.1020	Appointed Officials Salary	97,482.00
420.1023	Appointed Officials Cell Phone Allowance	300.00
420.1054	Appointed Officials Certification Supplement	2,426.00
420.1610	Appointed Officials Longevity	1,415.00
430.1030	Employees Salaried Exempt	76,276.00
430.1040	Employees Hourly Employees	450,585.00
430.1054	Employees Certification Supplement	12,127.00
430.1060	Employees Supplemental Pay	2,405.00
430.1595	Employees Part-time employees	.00
430.1610	Employees Longevity	25,100.00
440.1600	Other Pay Overtime	.00
450.2010	Benefits Social Security/Medicare	51,111.00



# Budget Worksheet Report

Budget Year 2019

450.2020	Benefits Group Medical Insurance	113,620.00
450.2030	Benefits Retirement	76,361.00
450.2040	Benefits Worker's Compensation Insurance	640.00
450.2060	Benefits Unemployment Insurance	2,439.00
<i>Personnel Services Totals</i>		<hr/> \$912,287.00

*Operations*

520.3100	Oper Exp Office Supplies / Minor Eqpt	12,550.00
520.3110	Oper Exp Postage	1,300.00
520.3300	Oper Exp Fuel	8,450.00
520.3334	Oper Exp Juvenile Employee Kitchen Supply	2,150.00
520.3340	Oper Exp Miscellaneous	3,000.00
520.3900	Oper Exp Subs, Publications, Access Fees	1,700.00
520.4010	Oper Exp Outside Audit	5,350.00
520.4014	Oper Exp Drug Court Atty Team Meetings	2,400.00
520.4054	Oper Exp Pre-employment/employee physical	435.00
520.4200	Oper Exp Telephone	16,000.00
520.4205	Oper Exp Cell Phone	3,700.00
520.4260	Oper Exp Mileage/Travel non training	2,250.00
520.4350	Oper Exp Printing	2,350.00
520.4505	Oper Exp Repair Bldg & Bldg Equipment	940.00
520.4520	Oper Exp Repair Office & Misc Equipment	100.00
520.4540	Oper Exp Vehicle Repair & Maintenance	4,000.00
520.4621	Oper Exp Lease - Copier	7,700.00
520.4622	Oper Exp Lease/Rent - Postage Machine	360.00
520.4800	Oper Exp Bond Premium / Issue Costs	71.00
520.4810	Oper Exp Membership Dues & Licenses	2,800.00
520.4812	Oper Exp Training & Conferences	20,000.00
585.3375	Non Residential Expenses Prescriptions	.00
585.3376	Non Residential Expenses Juvenile Medical Services	.00
585.4052	Non Residential Expenses Evaluations & Psychologicals	18,200.00
585.4053	Non Residential Expenses Counseling	6,000.00



# Budget Worksheet Report

Budget Year 2019

585.4055	Non Residential Expenses Toxicology/Drug Testing	4,500.00
585.4884	Non Residential Expenses Electronic Monitoring	12,000.00
586.4881	Residential Services Secure Placement	19,670.00
586.4882	Residential Services Non Secure Placement	100.00
586.4883	Residential Services Contract Detention	550.00
	<i>Operations Totals</i>	<hr/> <b>\$158,626.00</b>
	<i>Operations - Non Capital Assets</i>	
520.3657	Oper Exp Controlled Assets	5,260.00
	<i>Operations - Non Capital Assets Totals</i>	<hr/> <b>\$5,260.00</b>
	<i>Capital Outlay</i>	
595.5730	Capital Outlay Vehicles	.00
	<i>Capital Outlay Totals</i>	<hr/> <b>\$0.00</b>
	<b>DEPT OR SOURCE 672 - JUVENILE PROBATION Totals</b>	<hr/> <b>\$1,076,173.00</b>
	<b>DEPT OR SOURCE 673 - JUVENILE DETENTION</b>	
	<i>Personnel Services</i>	
430.1030	Employees Salaried Exempt	72,659.00
430.1040	Employees Hourly Employees	1,423,528.00
430.1054	Employees Certification Supplement	37,563.00
430.1595	Employees Part-time employees	143,076.00
430.1596	Employees Class Instructors	11,968.00
430.1610	Employees Longevity	38,480.00
440.1599	Other Pay Holiday Pay	64,660.00
440.1600	Other Pay Overtime	34,617.00
440.1625	Other Pay Uniform/Clothing/Boot Allowance	10,150.00
450.2010	Benefits Social Security/Medicare	140,496.00
450.2020	Benefits Group Medical Insurance	334,620.00
450.2030	Benefits Retirement	207,529.00
450.2040	Benefits Worker's Compensation Insurance	26,451.00
450.2060	Benefits Unemployment Insurance	4,040.00
	<i>Personnel Services Totals</i>	<hr/> <b>\$2,549,837.00</b>

*Operations*



# Budget Worksheet Report

Budget Year 2019

520.3100	Oper Exp Office Supplies / Minor Eqpt	7,260.00
520.3320	Oper Exp Cleaning Supplies	14,000.00
520.3325	Oper Exp Maintenance Supplies	8,072.00
520.3330	Oper Exp Food	49,800.00
520.3332	Oper Exp Kitchen Items	3,000.00
520.3335	Oper Exp Detainee/Prisoner Uniforms	5,000.00
520.3340	Oper Exp Miscellaneous	1,000.00
520.3345	Oper Exp Personal Hygiene	7,000.00
520.3350	Oper Exp Bedding & Linen	1,500.00
520.3375	Oper Exp Prescriptions / Medical Supplies	5,400.00
520.3376	Oper Exp Juv Detainee Medical Services	23,000.00
520.3900	Oper Exp Subs, Publications, Access Fees	200.00
520.4011	Oper Exp PREA Compliance	500.00
520.4053	Oper Exp Counseling (detention center)	2,500.00
520.4054	Oper Exp Pre-employment/employee physical	2,699.00
520.4057	Oper Exp Program Supplies/Misc	6,550.00
520.4205	Oper Exp Cell Phone	3,500.00
520.4260	Oper Exp Mileage/Travel non training	120.00
520.4350	Oper Exp Printing	500.00
520.4505	Oper Exp Repair Bldg & Bldg Equipment	12,024.00
520.4510	Oper Exp Repair Equip & Machinery	7,000.00
520.4520	Oper Exp Repair Office & Misc Equipment	3,000.00
520.4621	Oper Exp Lease - Copier	3,320.00
520.4810	Oper Exp Membership Dues & Licenses	350.00
520.4812	Oper Exp Training & Conferences	10,000.00
	<i>Operations Totals</i>	<hr/> \$177,295.00
	<i>Operations - Non Capital Assets</i>	
520.3657	Oper Exp Controlled Assets	18,200.00
	<i>Operations - Non Capital Assets Totals</i>	<hr/> \$18,200.00
	<i>Capital Outlay</i>	
595.5302	Capital Outlay Major Building Renovations	.00



# Budget Worksheet Report

Budget Year 2019

595.5710	Capital Outlay Equipment & Machinery	.00
	<i>Capital Outlay Totals</i>	\$0.00
DEPT OR SOURCE 673 - JUVENILE DETENTION Totals		\$2,745,332.00
	<b>EXPENSE TOTALS</b>	\$3,821,505.00
FUND 325 - JUVENILE PROBATION FUND Totals		
	<b>REVENUE TOTALS</b>	\$3,821,505.00
	<b>EXPENSE TOTALS</b>	\$3,821,505.00
FUND 325 - JUVENILE PROBATION FUND Totals		\$0.00
FUND 326 - JUVENILE PROBATION FEE FUND		
<b>REVENUE</b>		
DEPT OR SOURCE 672 - JUVENILE PROBATION		
<i>Charges for Services</i>		
300.7474	Revenues Juv Probation Fees	4,000.00
	<i>Charges for Services Totals</i>	\$4,000.00
<i>Miscellaneous</i>		
300.7475	Revenues Juv Unclaimed Restitution	50.00
	<i>Miscellaneous Totals</i>	\$50.00
<i>Interest Income</i>		
330.7610	Investment Income Interest Income	15.00
	<i>Interest Income Totals</i>	\$15.00
DEPT OR SOURCE 672 - JUVENILE PROBATION Totals		\$4,065.00
	<b>REVENUE TOTALS</b>	\$4,065.00
<b>EXPENSE</b>		
DEPT OR SOURCE 672 - JUVENILE PROBATION		
<i>Operations</i>		
585.3330	Non Residential Expenses Juvenile Meals	100.00
585.3340	Non Residential Expenses Other Juvenile Needs	1,000.00
585.3375	Non Residential Expenses Prescriptions	1,000.00
585.3376	Non Residential Expenses Juvenile Medical Services	1,000.00



# Budget Worksheet Report

Budget Year 2019

<i>Operations Totals</i>	\$3,100.00
DEPT OR SOURCE 672 - JUVENILE PROBATION Totals	\$3,100.00
EXPENSE TOTALS	\$3,100.00

FUND 326 - JUVENILE PROBATION FEE FUND Totals

REVENUE TOTALS	\$4,065.00
EXPENSE TOTALS	\$3,100.00

FUND 326 - JUVENILE PROBATION FEE FUND Totals	\$965.00
---	----------

FUND 327 - JUVENILE PROBATION TITLE IVE

REVENUE

DEPT OR SOURCE 672 - JUVENILE PROBATION

*Interest Income*

330.7610 Investment Income Interest Income	50.00
<i>Interest Income Totals</i>	\$50.00

DEPT OR SOURCE 672 - JUVENILE PROBATION Totals	\$50.00
--	---------

REVENUE TOTALS	\$50.00
----------------	---------

EXPENSE

DEPT OR SOURCE 672 - JUVENILE PROBATION

*Operations*

585.3341 Non Residential Expenses Community Service Supply	300.00
585.4057 Non Residential Expenses Other Program Expenses	6,000.00
<i>Operations Totals</i>	\$6,300.00

DEPT OR SOURCE 672 - JUVENILE PROBATION Totals	\$6,300.00
--	------------

EXPENSE TOTALS	\$6,300.00
----------------	------------

FUND 327 - JUVENILE PROBATION TITLE IVE Totals

REVENUE TOTALS	\$50.00
----------------	---------

EXPENSE TOTALS	\$6,300.00
----------------	------------





# Budget Worksheet Report

Budget Year 2019

FUND 327 - JUVENILE PROBATION TITLE IVE Totals		(6,250.00)
<hr/>		
FUND 400 - LAW LIBRARY FUND		
REVENUE		
DEPT OR SOURCE 100 - SPECIAL REVENUE		
<i>Charges for Services</i>		
300.7420	Revenues County Court Costs	.00
300.7485	Revenues Law Library Fee	63,000.00
<i>Charges for Services Totals</i>		<hr/> \$63,000.00 <hr/>
DEPT OR SOURCE 100 - SPECIAL REVENUE Totals		\$63,000.00
REVENUE TOTALS		<hr/> \$63,000.00 <hr/>
EXPENSE		
DEPT OR SOURCE 100 - SPECIAL REVENUE		
<i>Operations</i>		
520.3340	Oper Exp Miscellaneous	200.00
520.3857	Oper Exp Law Books/CD's	35,000.00
<i>Operations Totals</i>		<hr/> \$35,200.00 <hr/>
DEPT OR SOURCE 100 - SPECIAL REVENUE Totals		\$35,200.00
EXPENSE TOTALS		<hr/> \$35,200.00 <hr/>
FUND 400 - LAW LIBRARY FUND Totals		
REVENUE TOTALS		\$63,000.00
EXPENSE TOTALS		\$35,200.00
FUND 400 - LAW LIBRARY FUND Totals		<hr/> \$27,800.00 <hr/>
FUND 401 - COUNTY JURY FUND		
REVENUE		
DEPT OR SOURCE 100 - SPECIAL REVENUE		
<i>Charges for Services</i>		
300.7420	Revenues County Court Costs	.00
<i>Charges for Services Totals</i>		<hr/> \$0.00 <hr/>
DEPT OR SOURCE 100 - SPECIAL REVENUE Totals		\$0.00



# Budget Worksheet Report

Budget Year 2019

REVENUE TOTALS \$0.00

**EXPENSE**

DEPT OR SOURCE **100 - SPECIAL REVENUE**

*Operations*

520.4853 Oper Exp Petit Jurors .00

*Operations Totals* \$0.00

DEPT OR SOURCE **100 - SPECIAL REVENUE** Totals \$0.00

EXPENSE TOTALS \$0.00

FUND **401 - COUNTY JURY FUND** Totals

REVENUE TOTALS \$0.00

EXPENSE TOTALS \$0.00

FUND **401 - COUNTY JURY FUND** Totals \$0.00

FUND **403 - SHERIFF'S STATE FORFEITURE CH 59**

**REVENUE**

DEPT OR SOURCE **100 - SPECIAL REVENUE**

*Fines & Forfeitures*

300.7542 Revenues Forfeiture Proceeds 30,000.00

*Fines & Forfeitures Totals* \$30,000.00

*Interest Income*

330.7610 Investment Income Interest Income .00

*Interest Income Totals* \$0.00

DEPT OR SOURCE **100 - SPECIAL REVENUE** Totals \$30,000.00

REVENUE TOTALS \$30,000.00

**EXPENSE**

DEPT OR SOURCE **100 - SPECIAL REVENUE**

*Operations*

520.3100 Oper Exp Office Supplies / Minor Eqpt 5,000.00

520.3340 Oper Exp Miscellaneous 20,000.00

520.3392 Oper Exp Firearms & Weapons-Controlled FA .00



# Budget Worksheet Report

Budget Year 2019

520.3660	Oper Exp Computer Software	.00
520.3757	Oper Exp Vehicle Equipment	.00
520.3800	Oper Exp Body Armor	.00
520.4016	Oper Exp Confidential Informant Payments	10,000.00
520.4019	Oper Exp Paymt to Cooperating Agencies	10,000.00
520.4520	Oper Exp Repair Office & Misc Equipment	5,000.00
520.4525	Oper Exp Software Site Licenses	.00
520.4812	Oper Exp Training & Conferences	5,000.00
	<i>Operations Totals</i>	<hr/> \$55,000.00
	<i>Operations - Non Capital Assets</i>	
520.3657	Oper Exp Controlled Assets	50,000.00
	<i>Operations - Non Capital Assets Totals</i>	<hr/> \$50,000.00
	<i>Capital Outlay</i>	
595.5710	Capital Outlay Equipment & Machinery	.00
	<i>Capital Outlay Totals</i>	<hr/> \$0.00
	DEPT OR SOURCE <b>100 - SPECIAL REVENUE</b> Totals	<hr/> \$105,000.00
	<b>EXPENSE TOTALS</b>	<hr/> \$105,000.00
	FUND <b>403 - SHERIFF'S STATE FORFEITURE CH 59</b> Totals	
	<b>REVENUE TOTALS</b>	\$30,000.00
	<b>EXPENSE TOTALS</b>	\$105,000.00
		<hr/> (\$75,000.00)
	FUND <b>403 - SHERIFF'S STATE FORFEITURE CH 59</b> Totals	
	FUND <b>405 - SHERIFF'S FEDERAL FORFEITURE</b>	
	<b>REVENUE</b>	
	DEPT OR SOURCE <b>100 - SPECIAL REVENUE</b>	
	<i>Fines &amp; Forfeitures</i>	
300.7542	Revenues Forfeiture Proceeds	50,000.00
	<i>Fines &amp; Forfeitures Totals</i>	<hr/> \$50,000.00
	DEPT OR SOURCE <b>100 - SPECIAL REVENUE</b> Totals	<hr/> \$50,000.00
	<b>REVENUE TOTALS</b>	<hr/> \$50,000.00



# Budget Worksheet Report

Budget Year 2019

**EXPENSE**

DEPT OR SOURCE **100 - SPECIAL REVENUE**

*Operations*

560.3340	Fed Forfeiture Exp Miscellaneous (d)	20,000.00
560.3655	Fed Forfeiture Exp Communication, PC, PC Maint (d)	30,000.00
560.3657	Fed Forfeiture Exp Controlled Assets (d)	30,000.00
560.3659	Fed Forfeiture Exp Electronic Surveillance Equip(d)	10,000.00
560.3800	Fed Forfeiture Exp Body Armor & Protective Gear(fd)	.00
560.3801	Fed Forfeiture Exp Firearms & Ammunition (d)	1,000.00
560.4016	Fed Forfeiture Exp Informant and Buy Money (a)	20,000.00
560.4017	Fed Forfeiture Exp Investigation Expenses (a)	2,500.00
560.4030	Fed Forfeiture Exp Contracted Services (f)	5,000.00
560.4812	Fed Forfeiture Exp Training (b)	10,000.00
560.4920	Fed Forfeiture Exp Drug/Gang/ Awareness Prog (i)	3,000.00
560.4922	Fed Forfeiture Exp Support Community Based Prog(l)	10,000.00
560.4991	Fed Forfeiture Exp Awards/Memorials (h)	100.00
560.4999	Fed Forfeiture Exp non-categorized expenses(M)	3,000.00

*Operations Totals* \$144,600.00

*Capital Outlay*

595.5710	Capital Outlay Equipment & Machinery	.00
----------	--------------------------------------	-----

*Capital Outlay Totals* \$0.00

DEPT OR SOURCE **100 - SPECIAL REVENUE** Totals \$144,600.00

**EXPENSE TOTALS** \$144,600.00

FUND **405 - SHERIFF'S FEDERAL FORFEITURE** Totals

**REVENUE TOTALS** \$50,000.00

**EXPENSE TOTALS** \$144,600.00

FUND **405 - SHERIFF'S FEDERAL FORFEITURE** Totals (\$94,600.00)

FUND **408 - FIRE CODE INSPECTION FEE FUND**

**REVENUE**



# Budget Worksheet Report

Budget Year 2019

DEPT OR SOURCE **100 - SPECIAL REVENUE**

*Charges for Services*

300.7270	Revenues Fire Code Inspection Fees	30,000.00
	<i>Charges for Services Totals</i>	<u>\$30,000.00</u>
	DEPT OR SOURCE <b>100 - SPECIAL REVENUE Totals</b>	<u>\$30,000.00</u>
	<b>REVENUE TOTALS</b>	<u>\$30,000.00</u>

## EXPENSE

DEPT OR SOURCE **100 - SPECIAL REVENUE**

*Personnel Services*

430.1040	Employees Hourly Employees	.00
430.1054	Employees Certification Supplement	.00
430.1595	Employees Part-time employees	.00
430.1610	Employees Longevity	.00
440.1625	Other Pay Uniform/Clothing/Boot Allowance	.00
450.2010	Benefits Social Security/Medicare	.00
450.2020	Benefits Group Medical Insurance	.00
450.2030	Benefits Retirement	.00
450.2040	Benefits Worker's Compensation Insurance	.00
	<i>Personnel Services Totals</i>	<u>\$0.00</u>

*Operations*

520.3100	Oper Exp Office Supplies / Minor Eqpt	500.00
520.3300	Oper Exp Fuel	5,000.00
520.3340	Oper Exp Miscellaneous	1,000.00
520.3550	Oper Exp Safety Equipment / Supplies	.00
520.3757	Oper Exp Vehicle Equipment	4,000.00
520.3900	Oper Exp Subs, Publications, Access Fees	2,000.00
520.4205	Oper Exp Cell Phone	1,200.00
520.4212	Oper Exp Wireless Internet Service	1,200.00
520.4350	Oper Exp Printing	500.00
520.4540	Oper Exp Vehicle Repair & Maintenance	2,500.00
520.4616	Oper Exp Uniform Accessories	.00



# Budget Worksheet Report

Budget Year 2019

520.4810	Oper Exp Membership Dues & Licenses	1,000.00
520.4812	Oper Exp Training & Conferences	3,000.00
	<i>Operations Totals</i>	<hr/> \$21,900.00
	<i>Operations - Non Capital Assets</i>	
520.3657	Oper Exp Controlled Assets	3,000.00
	<i>Operations - Non Capital Assets Totals</i>	<hr/> \$3,000.00
	<i>Capital Outlay</i>	
595.5710	Capital Outlay Equipment & Machinery	.00
595.5730	Capital Outlay Vehicles	.00
	<i>Capital Outlay Totals</i>	<hr/> \$0.00
	DEPT OR SOURCE <b>100 - SPECIAL REVENUE Totals</b>	<hr/> \$24,900.00
	<b>EXPENSE TOTALS</b>	<hr/> \$24,900.00
	 <b>FUND 408 - FIRE CODE INSPECTION FEE FUND Totals</b>	
	<b>REVENUE TOTALS</b>	\$30,000.00
	<b>EXPENSE TOTALS</b>	\$24,900.00
	 <b>FUND 408 - FIRE CODE INSPECTION FEE FUND Totals</b>	<hr/> \$5,100.00
	 <b>FUND 409 - SHERIFF'S DONATION FUND</b>	
	<b>EXPENSE</b>	
	DEPT OR SOURCE <b>100 - SPECIAL REVENUE</b>	
	<i>Operations</i>	
583.3340	SO Donated Funds Miscellaneous	500.00
583.3341	SO Donated Funds Crime Prevention	1,238.00
583.3342	SO Donated Funds Canine Supply	311.00
583.3343	SO Donated Funds Animal Shelter	23.00
583.4812	SO Donated Funds Conference and Training	25.00
583.4813	SO Donated Funds Training Refreshments/Supplies	300.00
583.4980	SO Donated Funds Student ID Kits	430.00
583.4991	SO Donated Funds Employee Recognition	1,200.00
583.4992	SO Donated Funds SO Dept Employee Banquet	3,000.00



# Budget Worksheet Report

Budget Year 2019

583.4993	SO Donated Funds T-Shirts & Caps	200.00
583.4994	SO Donated Funds Funeral Flowers	500.00
	<i>Operations Totals</i>	<u>\$7,727.00</u>
DEPT OR SOURCE	<b>100 - SPECIAL REVENUE Totals</b>	<u>\$7,727.00</u>
	<b>EXPENSE TOTALS</b>	<u>\$7,727.00</u>
FUND	<b>409 - SHERIFF'S DONATION FUND Totals</b>	
	<b>EXPENSE TOTALS</b>	<u>\$7,727.00</u>
FUND	<b>409 - SHERIFF'S DONATION FUND Totals</b>	<u>(\$7,727.00)</u>
FUND	<b>410 - COUNTY CLERK RECORDS MGMT FUND</b>	
	<b>REVENUE</b>	
DEPT OR SOURCE	<b>100 - SPECIAL REVENUE</b>	
	<i>Charges for Services</i>	
300.7424	Revenues Records Mgmt/ Preservation Fees	285,000.00
	<i>Charges for Services Totals</i>	<u>\$285,000.00</u>
DEPT OR SOURCE	<b>100 - SPECIAL REVENUE Totals</b>	<u>\$285,000.00</u>
	<b>REVENUE TOTALS</b>	<u>\$285,000.00</u>
	<b>EXPENSE</b>	
DEPT OR SOURCE	<b>100 - SPECIAL REVENUE</b>	
	<i>Personnel Services</i>	
410.1010	Elected Officials Salary	10,000.00
450.2010	Benefits Social Security/Medicare	765.00
450.2030	Benefits Retirement	1,130.00
450.2040	Benefits Worker's Compensation Insurance	13.00
	<i>Personnel Services Totals</i>	<u>\$11,908.00</u>
	<i>Operations</i>	
520.3100	Oper Exp Office Supplies / Minor Eqpt	1,000.00
520.3355	Oper Exp Records Preservation	600,000.00
520.3660	Oper Exp Computer Software	.00
520.4520	Oper Exp Repair Office & Misc Equipment	15,000.00
520.4523	Oper Exp Software Maintenance/License	100,000.00



# Budget Worksheet Report

Budget Year 2019

520.4810	Oper Exp Membership Dues & Licenses	400.00
520.4812	Oper Exp Training & Conferences	5,000.00
	<i>Operations Totals</i>	<u>\$721,400.00</u>
	<i>Operations - Non Capital Assets</i>	
520.3657	Oper Exp Controlled Assets	1,000.00
	<i>Operations - Non Capital Assets Totals</i>	<u>\$1,000.00</u>
	<i>Capital Outlay</i>	
595.5720	Capital Outlay Office Furniture & Equipment	70,000.00
	<i>Capital Outlay Totals</i>	<u>\$70,000.00</u>
	DEPT OR SOURCE 100 - SPECIAL REVENUE Totals	<u>\$804,308.00</u>
	<b>EXPENSE TOTALS</b>	<u>\$804,308.00</u>
	FUND 410 - COUNTY CLERK RECORDS MGMT FUND Totals	
	<b>REVENUE TOTALS</b>	\$285,000.00
	<b>EXPENSE TOTALS</b>	\$804,308.00
		<hr/>
	FUND 410 - COUNTY CLERK RECORDS MGMT FUND Totals	(\$519,308.00)
	FUND 411 - CO. CLERK RECORDS ARCHIVE-GF	
	<b>REVENUE</b>	
	DEPT OR SOURCE 100 - SPECIAL REVENUE	
	<i>Charges for Services</i>	
300.7424	Revenues Records Mgmt/ Preservation Fees	300,000.00
	<i>Charges for Services Totals</i>	<u>\$300,000.00</u>
	<i>Interest Income</i>	
330.7610	Investment Income Interest Income	1,000.00
	<i>Interest Income Totals</i>	<u>\$1,000.00</u>
	DEPT OR SOURCE 100 - SPECIAL REVENUE Totals	<u>\$301,000.00</u>
	<b>REVENUE TOTALS</b>	<u>\$301,000.00</u>
	<b>EXPENSE</b>	
	DEPT OR SOURCE 100 - SPECIAL REVENUE	
	<i>Operations</i>	






# Budget Worksheet Report

Budget Year 2019

520.3355	Oper Exp Records Preservation	350,000.00
	<i>Operations Totals</i>	<u>\$350,000.00</u>
DEPT OR SOURCE	<b>100 - SPECIAL REVENUE</b> Totals	<u>\$350,000.00</u>
	<b>EXPENSE TOTALS</b>	\$350,000.00
FUND	<b>411 - CO. CLERK RECORDS ARCHIVE-GF</b> Totals	
	<b>REVENUE TOTALS</b>	\$301,000.00
	<b>EXPENSE TOTALS</b>	\$350,000.00
FUND	<b>411 - CO. CLERK RECORDS ARCHIVE-GF</b> Totals	<u>(\$49,000.00)</u>
FUND	<b>412 - COUNTY RECORDS MANAGEMENT</b>	
	<b>REVENUE</b>	
DEPT OR SOURCE	<b>100 - SPECIAL REVENUE</b>	
	<i>Charges for Services</i>	
300.7424	Revenues Records Mgmt/ Preservation Fees	35,000.00
	<i>Charges for Services Totals</i>	<u>\$35,000.00</u>
DEPT OR SOURCE	<b>100 - SPECIAL REVENUE</b> Totals	<u>\$35,000.00</u>
	<b>REVENUE TOTALS</b>	\$35,000.00
	<b>EXPENSE</b>	
DEPT OR SOURCE	<b>100 - SPECIAL REVENUE</b>	
	<i>Operations</i>	
520.3355	Oper Exp Records Preservation	45,000.00
520.3356	Oper Exp Records Destruction Costs	6,000.00
520.4523	Oper Exp Software Maintenance/License	1,760.00
	<i>Operations Totals</i>	<u>\$52,760.00</u>
DEPT OR SOURCE	<b>100 - SPECIAL REVENUE</b> Totals	<u>\$52,760.00</u>
	<b>EXPENSE TOTALS</b>	\$52,760.00
FUND	<b>412 - COUNTY RECORDS MANAGEMENT</b> Totals	
	<b>REVENUE TOTALS</b>	\$35,000.00



# Budget Worksheet Report

Budget Year 2019

EXPENSE TOTALS \$52,760.00

FUND 412 - COUNTY RECORDS MANAGEMENT Totals (\$17,760.00)

FUND 413 - VITAL STATISTICS PRESERVATION-GF

REVENUE

DEPT OR SOURCE 100 - SPECIAL REVENUE

*Charges for Services*

300.7424 Revenues Records Mgmt/ Preservation Fees 4,000.00

*Charges for Services Totals* \$4,000.00

DEPT OR SOURCE 100 - SPECIAL REVENUE Totals \$4,000.00

REVENUE TOTALS \$4,000.00

EXPENSE

DEPT OR SOURCE 100 - SPECIAL REVENUE

*Operations*

520.3100 Oper Exp Office Supplies / Minor Eqpt 2,000.00

520.3355 Oper Exp Records Preservation 2,000.00

520.4812 Oper Exp Training & Conferences 2,000.00

*Operations Totals* \$6,000.00

DEPT OR SOURCE 100 - SPECIAL REVENUE Totals \$6,000.00

EXPENSE TOTALS \$6,000.00

FUND 413 - VITAL STATISTICS PRESERVATION-GF Totals

REVENUE TOTALS \$4,000.00

EXPENSE TOTALS \$6,000.00

FUND 413 - VITAL STATISTICS PRESERVATION-GF Totals (\$2,000.00)

FUND 414 - COURTHOUSE SECURITY

REVENUE

DEPT OR SOURCE 100 - SPECIAL REVENUE

*Charges for Services*

300.7409 Revenues Security Fee 65,000.00



# Budget Worksheet Report

Budget Year 2019

300.7420	Revenues County Court Costs	.00
	<i>Charges for Services Totals</i>	\$65,000.00
DEPT OR SOURCE	<b>100 - SPECIAL REVENUE Totals</b>	\$65,000.00
	<b>REVENUE TOTALS</b>	\$65,000.00

**EXPENSE**

DEPT OR SOURCE **100 - SPECIAL REVENUE**

*Personnel Services*

440.1600	Other Pay Overtime	40,000.00
450.2010	Benefits Social Security/Medicare	3,060.00
450.2030	Benefits Retirement	4,520.00
450.2040	Benefits Worker's Compensation Insurance	672.00
	<i>Personnel Services Totals</i>	\$48,252.00

*Operations*

520.4637	Oper Exp Security Expenses	20,000.00
	<i>Operations Totals</i>	\$20,000.00

*Operations - Non Capital Assets*

520.3657	Oper Exp Controlled Assets	5,000.00
	<i>Operations - Non Capital Assets Totals</i>	\$5,000.00

*Capital Outlay*

595.5710	Capital Outlay Equipment & Machinery	.00
	<i>Capital Outlay Totals</i>	\$0.00

DEPT OR SOURCE	<b>100 - SPECIAL REVENUE Totals</b>	\$73,252.00
	<b>EXPENSE TOTALS</b>	\$73,252.00

FUND **414 - COURTHOUSE SECURITY Totals**

**REVENUE TOTALS** \$65,000.00

**EXPENSE TOTALS** \$73,252.00

FUND **414 - COURTHOUSE SECURITY Totals** (\$8,252.00)

FUND **415 - DISTRICT CLERK RECORDS MGMT**

**REVENUE**



# Budget Worksheet Report

Budget Year 2019

DEPT OR SOURCE 100 - SPECIAL REVENUE

*Charges for Services*

300.7424	Revenues	Records Mgmt/ Preservation Fees	9,000.00
		<i>Charges for Services Totals</i>	<u>\$9,000.00</u>
	DEPT OR SOURCE	100 - SPECIAL REVENUE Totals	<u>\$9,000.00</u>
		<b>REVENUE TOTALS</b>	<u>\$9,000.00</u>

**EXPENSE**

DEPT OR SOURCE 100 - SPECIAL REVENUE

*Operations*

520.3355	Oper Exp	Records Preservation	10,000.00
		<i>Operations Totals</i>	<u>\$10,000.00</u>
	DEPT OR SOURCE	100 - SPECIAL REVENUE Totals	<u>\$10,000.00</u>
		<b>EXPENSE TOTALS</b>	<u>\$10,000.00</u>

FUND 415 - DISTRICT CLERK RECORDS MGMT Totals

**REVENUE TOTALS** \$9,000.00

**EXPENSE TOTALS** \$10,000.00

FUND 415 - DISTRICT CLERK RECORDS MGMT Totals (\$1,000.00)

FUND 416 - JUSTICE COURT ASSISTANCE & TECH

**REVENUE**

DEPT OR SOURCE 100 - SPECIAL REVENUE

*Charges for Services*

300.7401	Revenues	JP1 Justice Court Technology	13,000.00
300.7402	Revenues	JP2 -Justice Court Technology	4,000.00
300.7403	Revenues	JP3 - Justice Court Technology	1,500.00
300.7404	Revenues	JP4 - Justice Court Technology	7,500.00
		<i>Charges for Services Totals</i>	<u>\$26,000.00</u>
	DEPT OR SOURCE	100 - SPECIAL REVENUE Totals	<u>\$26,000.00</u>
		<b>REVENUE TOTALS</b>	<u>\$26,000.00</u>

**EXPENSE**



# Budget Worksheet Report

Budget Year 2019

DEPT OR SOURCE **100 - SPECIAL REVENUE**

SUB-DEPARTMENT **00 - GENERAL**

*Operations*

520.4523	Oper Exp Software Maintenance/License	12,000.00
	<i>Operations Totals</i>	<u>\$12,000.00</u>
	SUB-DEPARTMENT <b>00 - GENERAL</b> Totals	<u>\$12,000.00</u>

SUB-DEPARTMENT **01 - PRECINCT 1**

*Operations*

520.3340	Oper Exp Miscellaneous	100.00
520.4520	Oper Exp Repair Office & Misc Equipment	500.00
520.4523	Oper Exp Software Maintenance/License	100.00
520.4812	Oper Exp Training & Conferences	3,000.00
	<i>Operations Totals</i>	<u>\$3,700.00</u>

*Operations - Non Capital Assets*

520.3657	Oper Exp Controlled Assets	500.00
	<i>Operations - Non Capital Assets Totals</i>	<u>\$500.00</u>
	SUB-DEPARTMENT <b>01 - PRECINCT 1</b> Totals	<u>\$4,200.00</u>

SUB-DEPARTMENT **02 - PRECINCT 2**

*Operations*

520.3340	Oper Exp Miscellaneous	500.00
520.4520	Oper Exp Repair Office & Misc Equipment	500.00
	<i>Operations Totals</i>	<u>\$1,000.00</u>

*Operations - Non Capital Assets*

520.3657	Oper Exp Controlled Assets	500.00
	<i>Operations - Non Capital Assets Totals</i>	<u>\$500.00</u>
	SUB-DEPARTMENT <b>02 - PRECINCT 2</b> Totals	<u>\$1,500.00</u>

SUB-DEPARTMENT **03 - PRECINCT 3**

*Operations*

520.3340	Oper Exp Miscellaneous	.00
520.4520	Oper Exp Repair Office & Misc Equipment	.00
520.4812	Oper Exp Training & Conferences	.00



# Budget Worksheet Report

Budget Year 2019

*Operations Totals* 

---

 \$0.00

*Operations - Non Capital Assets*

520.3657 Oper Exp Controlled Assets .00

*Operations - Non Capital Assets Totals* 

---

 \$0.00

SUB-DEPARTMENT 03 - PRECINCT 3 Totals 

---

 \$0.00

SUB-DEPARTMENT 04 - PRECINCT 4

*Operations*

520.3340 Oper Exp Miscellaneous 100.00

520.4212 Oper Exp Wireless Internet Service .00

520.4520 Oper Exp Repair Office & Misc Equipment 500.00

520.4812 Oper Exp Training & Conferences 1,500.00

*Operations Totals* 

---

 \$2,100.00

*Operations - Non Capital Assets*

520.3657 Oper Exp Controlled Assets 1,500.00

*Operations - Non Capital Assets Totals* 

---

 \$1,500.00

SUB-DEPARTMENT 04 - PRECINCT 4 Totals 

---

 \$3,600.00

SUB-DEPARTMENT 31 - CONSTABLE, PCT 1

*Operations*

521.3657 Tech Exp Controlled Assets 1,500.00

*Operations Totals* 

---

 \$1,500.00

SUB-DEPARTMENT 31 - CONSTABLE, PCT 1 Totals 

---

 \$1,500.00

SUB-DEPARTMENT 33 - CONSTABLE, PCT 3

*Operations*

521.3340 Tech Exp Other Technology Expenses .00

521.3657 Tech Exp Controlled Assets .00

*Operations Totals* 

---

 \$0.00

SUB-DEPARTMENT 33 - CONSTABLE, PCT 3 Totals 

---

 \$0.00

SUB-DEPARTMENT 34 - CONSTABLE, PCT 4

*Operations*

521.3340 Tech Exp Other Technology Expenses .00

521.3657 Tech Exp Controlled Assets 2,000.00



# Budget Worksheet Report

Budget Year 2019

521.4212	Tech Exp Wireless Internet	.00
	<i>Operations Totals</i>	<u>\$2,000.00</u>
	SUB-DEPARTMENT 34 - CONSTABLE, PCT 4 Totals	<u>\$2,000.00</u>
	DEPT OR SOURCE 100 - SPECIAL REVENUE Totals	<u>\$24,800.00</u>
	EXPENSE TOTALS	\$24,800.00
FUND 416 - JUSTICE COURT ASSISTANCE & TECH Totals		
	REVENUE TOTALS	\$26,000.00
	EXPENSE TOTALS	\$24,800.00
FUND 416 - JUSTICE COURT ASSISTANCE & TECH Totals		<u>\$1,200.00</u>
FUND 417 - CO & DIST COURT TECHNOLOGY FUND		
REVENUE		
DEPT OR SOURCE 100 - SPECIAL REVENUE		
<i>Charges for Services</i>		
300.7405	Revenues Fees of Office	4,000.00
	<i>Charges for Services Totals</i>	<u>\$4,000.00</u>
	DEPT OR SOURCE 100 - SPECIAL REVENUE Totals	<u>\$4,000.00</u>
	REVENUE TOTALS	\$4,000.00
EXPENSE		
DEPT OR SOURCE 100 - SPECIAL REVENUE		
<i>Operations</i>		
520.4812	Oper Exp Training & Conferences	5,000.00
	<i>Operations Totals</i>	<u>\$5,000.00</u>
	<i>Operations - Non Capital Assets</i>	
520.3657	Oper Exp Controlled Assets	.00
	<i>Operations - Non Capital Assets Totals</i>	<u>\$0.00</u>
	DEPT OR SOURCE 100 - SPECIAL REVENUE Totals	<u>\$5,000.00</u>
	EXPENSE TOTALS	\$5,000.00
FUND 417 - CO & DIST COURT TECHNOLOGY FUND Totals		



# Budget Worksheet Report

Budget Year 2019

REVENUE TOTALS \$4,000.00  
EXPENSE TOTALS \$5,000.00

---

FUND 417 - CO & DIST COURT TECHNOLOGY FUND Totals (\$1,000.00)

FUND 418 - JP JUSTICE COURT SECURITY

REVENUE

DEPT OR SOURCE 100 - SPECIAL REVENUE

*Charges for Services*

300.7409 Revenues Security Fee 6,000.00

*Charges for Services Totals* \$6,000.00

---

DEPT OR SOURCE 100 - SPECIAL REVENUE Totals \$6,000.00

REVENUE TOTALS \$6,000.00

EXPENSE

DEPT OR SOURCE 100 - SPECIAL REVENUE

*Operations*

520.3340 Oper Exp Miscellaneous 500.00

520.4637 Oper Exp Security Expenses 1,000.00

520.4812 Oper Exp Training & Conferences 500.00

---

*Operations Totals* \$2,000.00

*Operations - Non Capital Assets*

520.3657 Oper Exp Controlled Assets 5,000.00

---

*Operations - Non Capital Assets Totals* \$5,000.00

---

DEPT OR SOURCE 100 - SPECIAL REVENUE Totals \$7,000.00

EXPENSE TOTALS \$7,000.00

FUND 418 - JP JUSTICE COURT SECURITY Totals

REVENUE TOTALS \$6,000.00

EXPENSE TOTALS \$7,000.00

---

FUND 418 - JP JUSTICE COURT SECURITY Totals (\$1,000.00)





# Budget Worksheet Report

Budget Year 2019

FUND 419 - JUSTICE COURT SUPPORT FUND

REVENUE

DEPT OR SOURCE 100 - SPECIAL REVENUE

*Charges for Services*

300.7420	Revenues County Court Costs	.00
	<i>Charges for Services Totals</i>	\$0.00
	DEPT OR SOURCE 100 - SPECIAL REVENUE Totals	\$0.00
	REVENUE TOTALS	\$0.00

FUND 419 - JUSTICE COURT SUPPORT FUND Totals

REVENUE TOTALS \$0.00

FUND 419 - JUSTICE COURT SUPPORT FUND Totals \$0.00

FUND 420 - SURPLUS FUNDS-ELECTION CONTRACTS

REVENUE

DEPT OR SOURCE 100 - SPECIAL REVENUE

*Charges for Services*

300.7647	Revenues Elections Admin Fee	.00
	<i>Charges for Services Totals</i>	\$0.00

*Transfers In*

701.0521	Transfers in From Election Contracts Fund	5,000.00
	<i>Transfers In Totals</i>	\$5,000.00
	DEPT OR SOURCE 100 - SPECIAL REVENUE Totals	\$5,000.00
	REVENUE TOTALS	\$5,000.00

EXPENSE

DEPT OR SOURCE 100 - SPECIAL REVENUE

*Operations*

520.3340	Oper Exp Miscellaneous	1,000.00
520.4260	Oper Exp Mileage/Travel non training	500.00
520.4520	Oper Exp Repair Office & Misc Equipment	.00
520.4810	Oper Exp Membership Dues & Licenses	.00



# Budget Worksheet Report

Budget Year 2019

520.4812	Oper Exp Training & Conferences	3,500.00
	<i>Operations Totals</i>	<u>\$5,000.00</u>
	<i>Transfers Out</i>	
700.0422	Transfers Out Transfer to HAVA Grant	.00
	<i>Transfers Out Totals</i>	<u>\$0.00</u>
	DEPT OR SOURCE 100 - SPECIAL REVENUE Totals	<u>\$5,000.00</u>
	EXPENSE TOTALS	<u>\$5,000.00</u>
FUND 420 - SURPLUS FUNDS-ELECTION CONTRACTS Totals		
	REVENUE TOTALS	\$5,000.00
	EXPENSE TOTALS	\$5,000.00
		<u>\$0.00</u>
FUND 420 - SURPLUS FUNDS-ELECTION CONTRACTS Totals		\$0.00
FUND 422 - HAVA FUND		
REVENUE		
DEPT OR SOURCE 100 - SPECIAL REVENUE		
<i>Intergovernmental</i>		
350.7331	Intergovernmental Grant Funding - Federal	.00
	<i>Intergovernmental Totals</i>	<u>\$0.00</u>
	<i>Transfers In</i>	
711.7330	Required Match-Trans In Required Grant Match	.00
	<i>Transfers In Totals</i>	<u>\$0.00</u>
	DEPT OR SOURCE 100 - SPECIAL REVENUE Totals	<u>\$0.00</u>
	DEPT OR SOURCE 120 - SPECIAL REVENUE	
<i>Intergovernmental</i>		
350.7331	Intergovernmental Grant Funding - Federal	.00
	<i>Intergovernmental Totals</i>	<u>\$0.00</u>
	<i>Transfers In</i>	
701.0420	Transfers in Transfer In Contract Elections	.00
	<i>Transfers In Totals</i>	<u>\$0.00</u>
	DEPT OR SOURCE 120 - SPECIAL REVENUE Totals	<u>\$0.00</u>



# Budget Worksheet Report

Budget Year 2019

REVENUE TOTALS 

---

 \$0.00

EXPENSE

DEPT OR SOURCE 100 - SPECIAL REVENUE

*Personnel Services*

430.1315	Employees Election Early Voting Clerks	.00
430.1598	Employees Temporary Employees	.00
450.2010	Benefits Social Security/Medicare	.00
450.2040	Benefits Worker's Compensation Insurance	.00

*Personnel Services Totals* 

---

 \$0.00

*Operations*

520.3100	Oper Exp Office Supplies / Minor Eqpt	.00
520.3110	Oper Exp Postage	.00
535.4350	Election Expenses Printing	.00
535.4840	Election Expenses Miscellaneous Election Expenses	.00
535.4844	Election Expenses Election Judges & Clerks	.00
535.4845	Election Expenses Election Ballots	.00
535.4846	Election Expenses Election Supplies	.00

*Operations Totals* 

---

 \$0.00

*Operations - Non Capital Assets*

520.3657	Oper Exp Controlled Assets	.00
----------	----------------------------	-----

*Operations - Non Capital Assets Totals* 

---

 \$0.00

*Grant Expenses*

582.4032	Grant Specific Expense Contractual	.00
----------	------------------------------------	-----

*Grant Expenses Totals* 

---

 \$0.00

DEPT OR SOURCE 100 - SPECIAL REVENUE Totals 

---

 \$0.00

DEPT OR SOURCE 120 - SPECIAL REVENUE

*Operations*

520.3340	Oper Exp Miscellaneous	.00
520.3660	Oper Exp Computer Software	.00
520.4500	Oper Exp Repair Building Structures	.00
520.4510	Oper Exp Repair Equip & Machinery	.00



# Budget Worksheet Report

Budget Year 2019

520.4812	Oper Exp Training & Conferences	.00
535.4840	Election Expenses Miscellaneous Election Expenses	.00
535.4846	Election Expenses Election Supplies	.00
	<i>Operations Totals</i>	<hr/> \$0.00
<i>Operations - Non Capital Assets</i>		
520.3657	Oper Exp Controlled Assets	.00
	<i>Operations - Non Capital Assets Totals</i>	<hr/> \$0.00
	DEPT OR SOURCE <b>120 - SPECIAL REVENUE</b> Totals	<hr/> \$0.00
DEPT OR SOURCE <b>491 - IA - HAVA PROGRAM REVENUE</b>		
<i>Operations</i>		
520.3100	Oper Exp Office Supplies / Minor Eqpt	10,000.00
520.3340	Oper Exp Miscellaneous	10,000.00
520.4510	Oper Exp Repair Equip & Machinery	8,000.00
520.4812	Oper Exp Training & Conferences	10,000.00
	<i>Operations Totals</i>	<hr/> \$38,000.00
	DEPT OR SOURCE <b>491 - IA - HAVA PROGRAM REVENUE</b>	<hr/> \$38,000.00
	<b>EXPENSE TOTALS</b>	<hr/> \$38,000.00
FUND <b>422 - HAVA FUND</b> Totals		
	<b>REVENUE TOTALS</b>	\$0.00
	<b>EXPENSE TOTALS</b>	\$38,000.00
	FUND <b>422 - HAVA FUND</b> Totals	<hr/> (\$38,000.00)
FUND <b>427 - COUNTY CLERK OF COURT FUND</b>		
<b>REVENUE</b>		
DEPT OR SOURCE <b>100 - SPECIAL REVENUE</b>		
<i>Charges for Services</i>		
300.7420	Revenues County Court Costs	.00
	<i>Charges for Services Totals</i>	<hr/> \$0.00
	DEPT OR SOURCE <b>100 - SPECIAL REVENUE</b> Totals	<hr/> \$0.00
	<b>REVENUE TOTALS</b>	<hr/> \$0.00



# Budget Worksheet Report

Budget Year 2019

FUND 427 - COUNTY CLERK OF COURT FUND Totals

REVENUE TOTALS \$0.00

---

FUND 427 - COUNTY CLERK OF COURT FUND Totals \$0.00

FUND 429 - DISTRICT CLERK OF COURT FUND

REVENUE

DEPT OR SOURCE 100 - SPECIAL REVENUE

*Charges for Services*

300.7420 Revenues County Court Costs .00

*Charges for Services Totals* \$0.00

---

DEPT OR SOURCE 100 - SPECIAL REVENUE Totals \$0.00

REVENUE TOTALS \$0.00

FUND 429 - DISTRICT CLERK OF COURT FUND Totals

REVENUE TOTALS \$0.00

---

FUND 429 - DISTRICT CLERK OF COURT FUND Totals \$0.00

FUND 430 - COURT REPORTER FEE (GC 51.601)

REVENUE

DEPT OR SOURCE 100 - SPECIAL REVENUE

*Charges for Services*

300.7407 Revenues Court Reporter Fee 30,000.00

300.7420 Revenues County Court Costs .00

*Charges for Services Totals* \$30,000.00

---

DEPT OR SOURCE 100 - SPECIAL REVENUE Totals \$30,000.00

REVENUE TOTALS \$30,000.00

EXPENSE

DEPT OR SOURCE 100 - SPECIAL REVENUE

*Operations*



# Budget Worksheet Report

Budget Year 2019

520.4007	Oper Exp Court Reporter	49,000.00
	<i>Operations Totals</i>	<u>\$49,000.00</u>
DEPT OR SOURCE	<b>100 - SPECIAL REVENUE Totals</b>	<u>\$49,000.00</u>
	<b>EXPENSE TOTALS</b>	\$49,000.00
FUND	<b>430 - COURT REPORTER FEE (GC 51.601) Totals</b>	
	<b>REVENUE TOTALS</b>	\$30,000.00
	<b>EXPENSE TOTALS</b>	\$49,000.00
FUND	<b>430 - COURT REPORTER FEE (GC 51.601) Totals</b>	<u>(\$19,000.00)</u>
FUND	<b>431 - CHILD ABUSE PREVENTION FUND</b>	
	<b>REVENUE</b>	
DEPT OR SOURCE	<b>100 - SPECIAL REVENUE</b>	
	<i>Charges for Services</i>	
300.7405	Revenues Fees of Office	9,500.00
	<i>Charges for Services Totals</i>	<u>\$9,500.00</u>
DEPT OR SOURCE	<b>100 - SPECIAL REVENUE Totals</b>	<u>\$9,500.00</u>
	<b>REVENUE TOTALS</b>	\$9,500.00
	<b>EXPENSE</b>	
DEPT OR SOURCE	<b>100 - SPECIAL REVENUE</b>	
	<i>Other Services</i>	
580.4938	Other Services Contribution to MHMR	5,000.00
	<i>Other Services Totals</i>	<u>\$5,000.00</u>
DEPT OR SOURCE	<b>100 - SPECIAL REVENUE Totals</b>	<u>\$5,000.00</u>
	<b>EXPENSE TOTALS</b>	\$5,000.00
FUND	<b>431 - CHILD ABUSE PREVENTION FUND Totals</b>	
	<b>REVENUE TOTALS</b>	\$9,500.00
	<b>EXPENSE TOTALS</b>	\$5,000.00



# Budget Worksheet Report

Budget Year 2019

FUND 431 - CHILD ABUSE PREVENTION FUND Totals \$4,500.00

FUND 432 - DIST CLK RECORDS ARCHIVE -GF

REVENUE

DEPT OR SOURCE 100 - SPECIAL REVENUE

*Charges for Services*

300.7424 Revenues Records Mgmt/ Preservation Fees 18,000.00

*Charges for Services Totals* \$18,000.00

DEPT OR SOURCE 100 - SPECIAL REVENUE Totals \$18,000.00

REVENUE TOTALS \$18,000.00

EXPENSE

DEPT OR SOURCE 100 - SPECIAL REVENUE

*Operations*

520.3355 Oper Exp Records Preservation 35,000.00

*Operations Totals* \$35,000.00

DEPT OR SOURCE 100 - SPECIAL REVENUE Totals \$35,000.00

EXPENSE TOTALS \$35,000.00

FUND 432 - DIST CLK RECORDS ARCHIVE -GF Totals

REVENUE TOTALS \$18,000.00

EXPENSE TOTALS \$35,000.00

FUND 432 - DIST CLK RECORDS ARCHIVE -GF Totals (\$17,000.00)

FUND 433 - COURT RECORDS PRESERVATION-GF

REVENUE

DEPT OR SOURCE 100 - SPECIAL REVENUE

*Charges for Services*

300.7424 Revenues Records Mgmt/ Preservation Fees 22,000.00

*Charges for Services Totals* \$22,000.00

DEPT OR SOURCE 100 - SPECIAL REVENUE Totals \$22,000.00

REVENUE TOTALS \$22,000.00

EXPENSE



# Budget Worksheet Report

Budget Year 2019

DEPT OR SOURCE 100 - SPECIAL REVENUE

*Operations*

520.3355	Oper Exp Records Preservation	30,000.00
	<i>Operations Totals</i>	\$30,000.00
	DEPT OR SOURCE 100 - SPECIAL REVENUE Totals	\$30,000.00
	<b>EXPENSE TOTALS</b>	\$30,000.00

FUND 433 - COURT RECORDS PRESERVATION-GF Totals

<b>REVENUE TOTALS</b>	\$22,000.00
<b>EXPENSE TOTALS</b>	\$30,000.00

FUND 433 - COURT RECORDS PRESERVATION-GF Totals (\$8,000.00)

FUND 434 - JUDICIAL PROBATE EDUCATION FUND

**REVENUE**

DEPT OR SOURCE 100 - SPECIAL REVENUE

*Charges for Services*

300.7420	Revenues County Court Costs	.00
	<i>Charges for Services Totals</i>	\$0.00
	DEPT OR SOURCE 100 - SPECIAL REVENUE Totals	\$0.00
	<b>REVENUE TOTALS</b>	\$0.00

**EXPENSE**

DEPT OR SOURCE 100 - SPECIAL REVENUE

*Operations*

520.4812	Oper Exp Training & Conferences	.00
	<i>Operations Totals</i>	\$0.00
	DEPT OR SOURCE 100 - SPECIAL REVENUE Totals	\$0.00
	<b>EXPENSE TOTALS</b>	\$0.00

FUND 434 - JUDICIAL PROBATE EDUCATION FUND Totals

<b>REVENUE TOTALS</b>	\$0.00
-----------------------	--------





# Budget Worksheet Report

Budget Year 2019

EXPENSE TOTALS \$0.00

FUND 434 - JUDICIAL PROBATE EDUCATION FUND Totals \$0.00

FUND 435 - ALTERNATIVE DISPUTE RESOLUTION

REVENUE

DEPT OR SOURCE 100 - SPECIAL REVENUE

*Charges for Services*

300.7406 Revenues Alternative Resolution Fee 5,000.00

300.7420 Revenues County Court Costs .00

*Charges for Services Totals* \$5,000.00

DEPT OR SOURCE 100 - SPECIAL REVENUE Totals \$5,000.00

REVENUE TOTALS \$5,000.00

EXPENSE

DEPT OR SOURCE 100 - SPECIAL REVENUE

*Other Services*

580.4070 Other Services Mediation Program .00

*Other Services Totals* \$0.00

DEPT OR SOURCE 100 - SPECIAL REVENUE Totals \$0.00

EXPENSE TOTALS \$0.00

FUND 435 - ALTERNATIVE DISPUTE RESOLUTION Totals

REVENUE TOTALS \$5,000.00

EXPENSE TOTALS \$0.00

FUND 435 - ALTERNATIVE DISPUTE RESOLUTION Totals \$5,000.00

FUND 436 - COURT-INITIATED GUARDIANSHIPS

REVENUE

DEPT OR SOURCE 100 - SPECIAL REVENUE

*Charges for Services*

300.7405 Revenues Fees of Office 8,500.00

300.7420 Revenues County Court Costs .00



# Budget Worksheet Report

Budget Year 2019

<i>Charges for Services Totals</i>	\$8,500.00
DEPT OR SOURCE 100 - SPECIAL REVENUE Totals	\$8,500.00
REVENUE TOTALS	\$8,500.00

EXPENSE

DEPT OR SOURCE 100 - SPECIAL REVENUE

*Operations*

520.4062	Oper Exp Guardian Ad-Litem	2,000.00
520.4064	Oper Exp Attorney Ad-Litem	25,000.00
	<i>Operations Totals</i>	\$27,000.00
DEPT OR SOURCE 100 - SPECIAL REVENUE Totals		\$27,000.00
	EXPENSE TOTALS	\$27,000.00

FUND 436 - COURT-INITIATED GUARDIANSHIPS Totals

REVENUE TOTALS	\$8,500.00
EXPENSE TOTALS	\$27,000.00

FUND 436 - COURT-INITIATED GUARDIANSHIPS Totals (\$18,500.00)

FUND 437 - CHILD SAFETY FEE-GF

REVENUE

DEPT OR SOURCE 100 - SPECIAL REVENUE

*Charges for Services*

300.7242	Revenues Child Safety Fee per TC 502.403	56,000.00
	<i>Charges for Services Totals</i>	\$56,000.00
DEPT OR SOURCE 100 - SPECIAL REVENUE Totals		\$56,000.00
	REVENUE TOTALS	\$56,000.00

EXPENSE

DEPT OR SOURCE 100 - SPECIAL REVENUE

*Other Services*

580.4925	Other Services Child Welfare Board Support	20,000.00
580.4927	Other Services Childrens Advocacy Ctr Support	7,500.00
580.4928	Other Services Casa of Central Texas	7,500.00



# Budget Worksheet Report

Budget Year 2019

580.4929	Other Services Family Violence Shelter	7,500.00
	<i>Other Services Totals</i>	\$42,500.00
DEPT OR SOURCE	<b>100 - SPECIAL REVENUE Totals</b>	\$42,500.00
	<b>EXPENSE TOTALS</b>	\$42,500.00

FUND 437 - CHILD SAFETY FEE-GF Totals

<b>REVENUE TOTALS</b>	\$56,000.00
<b>EXPENSE TOTALS</b>	\$42,500.00

FUND 437 - CHILD SAFETY FEE-GF Totals \$13,500.00

FUND 438 - LANGUAGE ACCESS FUND

**REVENUE**

DEPT OR SOURCE **100 - SPECIAL REVENUE**

*Charges for Services*

300.7420	Revenues County Court Costs	.00
	<i>Charges for Services Totals</i>	\$0.00
DEPT OR SOURCE	<b>100 - SPECIAL REVENUE Totals</b>	\$0.00
	<b>REVENUE TOTALS</b>	\$0.00

**EXPENSE**

DEPT OR SOURCE **100 - SPECIAL REVENUE**

*Operations*

520.4015	Oper Exp Witness / Trial Expenses	.00
	<i>Operations Totals</i>	\$0.00
DEPT OR SOURCE	<b>100 - SPECIAL REVENUE Totals</b>	\$0.00
	<b>EXPENSE TOTALS</b>	\$0.00

FUND 438 - LANGUAGE ACCESS FUND Totals

<b>REVENUE TOTALS</b>	\$0.00
<b>EXPENSE TOTALS</b>	\$0.00



# Budget Worksheet Report

Budget Year 2019

FUND 438 - LANGUAGE ACCESS FUND Totals \$0.00

FUND 439 - CHILD WELFARE BOARD

REVENUE

DEPT OR SOURCE 100 - SPECIAL REVENUE

*Intergovernmental*

350.7348 Intergovernmental Guadalupe County .00

*Intergovernmental Totals* \$0.00

*Charges for Services*

300.7609 Revenues Juror Donations .00

*Charges for Services Totals* \$0.00

*Interest Income*

330.7610 Investment Income Interest Income .00

*Interest Income Totals* \$0.00

DEPT OR SOURCE 100 - SPECIAL REVENUE Totals \$0.00

REVENUE TOTALS \$0.00

FUND 439 - CHILD WELFARE BOARD Totals

REVENUE TOTALS \$0.00

FUND 439 - CHILD WELFARE BOARD Totals \$0.00

FUND 440 - SPECIALTY COURTS(WAS DRUG CT)-GF

REVENUE

DEPT OR SOURCE 100 - SPECIAL REVENUE

*Charges for Services*

300.7405 Revenues Fees of Office 100.00

300.7420 Revenues County Court Costs 10,000.00

300.7478 Revenues Restitution Received 500.00

*Charges for Services Totals* \$10,600.00

DEPT OR SOURCE 100 - SPECIAL REVENUE Totals \$10,600.00

DEPT OR SOURCE 110 - VETERANS TREATMENT COURT

*Charges for Services*



# Budget Worksheet Report

Budget Year 2019

300.7609	Revenues Juror Donations	1,000.00
	<i>Charges for Services Totals</i>	<u>\$1,000.00</u>
DEPT OR SOURCE	<b>110 - VETERANS TREATMENT COURT</b>	<u>\$1,000.00</u>
	<b>REVENUE TOTALS</b>	<u>\$11,600.00</u>

**EXPENSE**

DEPT OR SOURCE **100 - SPECIAL REVENUE**

*Operations*

520.3100	Oper Exp Office Supplies / Minor Eqpt	500.00
520.4260	Oper Exp Mileage/Travel non training	100.00
520.4812	Oper Exp Training & Conferences	1,000.00
587.3910	Offender Services Drug Court Incentives	1,000.00
587.4053	Offender Services Treatment Services	8,000.00
587.4055	Offender Services Drug Testing/Toxicology	9,500.00
587.4063	Offender Services Monitoring Costs	7,500.00
	<i>Operations Totals</i>	<u>\$27,600.00</u>

*Other Services*

587.4054	Offender Services Life Skills Classes	2,000.00
	<i>Other Services Totals</i>	<u>\$2,000.00</u>
DEPT OR SOURCE	<b>100 - SPECIAL REVENUE Totals</b>	<u>\$29,600.00</u>

DEPT OR SOURCE **110 - VETERANS TREATMENT COURT**

*Operations*

520.3340	Oper Exp Miscellaneous	1,000.00
587.3910	Offender Services Drug Court Incentives	500.00
	<i>Operations Totals</i>	<u>\$1,500.00</u>
DEPT OR SOURCE	<b>110 - VETERANS TREATMENT COURT</b>	<u>\$1,500.00</u>
	<b>EXPENSE TOTALS</b>	<u>\$31,100.00</u>

FUND **440 - SPECIALTY COURTS(WAS DRUG CT)-GF Totals**

<b>REVENUE TOTALS</b>	\$11,600.00
<b>EXPENSE TOTALS</b>	\$31,100.00



# Budget Worksheet Report

Budget Year 2019

FUND 440 - SPECIALTY COURTS(WAS DRUG CT)-GF Totals	(\$19,500.00)
<hr/>	
FUND 441 - TRUANCY PREVENTION& DIVERSION	
REVENUE	
DEPT OR SOURCE 100 - SPECIAL REVENUE	
<i>Charges for Services</i>	
300.7420 Revenues County Court Costs	.00
<i>Charges for Services Totals</i>	\$0.00
DEPT OR SOURCE 100 - SPECIAL REVENUE Totals	\$0.00
REVENUE TOTALS	\$0.00
<hr/>	
FUND 441 - TRUANCY PREVENTION& DIVERSION Totals	
REVENUE TOTALS	\$0.00
<hr/>	
FUND 441 - TRUANCY PREVENTION& DIVERSION Totals	\$0.00
FUND 443 - COURT FACILITY FEE FUND	
REVENUE	
DEPT OR SOURCE 100 - SPECIAL REVENUE	
<i>Charges for Services</i>	
300.7420 Revenues County Court Costs	.00
<i>Charges for Services Totals</i>	\$0.00
DEPT OR SOURCE 100 - SPECIAL REVENUE Totals	\$0.00
REVENUE TOTALS	\$0.00
<hr/>	
FUND 443 - COURT FACILITY FEE FUND Totals	
REVENUE TOTALS	\$0.00
<hr/>	
FUND 443 - COURT FACILITY FEE FUND Totals	\$0.00
FUND 445 - CA PRE-TRIAL INTERVENTION PROG	
REVENUE	



# Budget Worksheet Report

Budget Year 2019

DEPT OR SOURCE **100 - SPECIAL REVENUE**

*Charges for Services*

300.7405	Revenues Fees of Office	30,000.00
	<i>Charges for Services Totals</i>	<u>\$30,000.00</u>
	DEPT OR SOURCE <b>100 - SPECIAL REVENUE Totals</b>	<u>\$30,000.00</u>
	<b>REVENUE TOTALS</b>	<u>\$30,000.00</u>

**EXPENSE**

DEPT OR SOURCE **100 - SPECIAL REVENUE**

*Operations*

587.4053	Offender Services Treatment Services	30,000.00
	<i>Operations Totals</i>	<u>\$30,000.00</u>
	DEPT OR SOURCE <b>100 - SPECIAL REVENUE Totals</b>	<u>\$30,000.00</u>
	<b>EXPENSE TOTALS</b>	<u>\$30,000.00</u>

FUND **445 - CA PRE-TRIAL INTERVENTION PROG Totals**

**REVENUE TOTALS** \$30,000.00

**EXPENSE TOTALS** \$30,000.00

FUND **445 - CA PRE-TRIAL INTERVENTION PROG Totals** \$0.00

FUND **446 - COUNTY ATTORNEY STATE FORFEITURE**

**REVENUE**

DEPT OR SOURCE **100 - SPECIAL REVENUE**

*Fines & Forfeitures*

300.7542	Revenues Forfeiture Proceeds	50,000.00
300.7656	Revenues Sale of Forfeited Property	.00
	<i>Fines &amp; Forfeitures Totals</i>	<u>\$50,000.00</u>

*Interest Income*

330.7610	Investment Income Interest Income	1,000.00
	<i>Interest Income Totals</i>	<u>\$1,000.00</u>
	DEPT OR SOURCE <b>100 - SPECIAL REVENUE Totals</b>	<u>\$51,000.00</u>
	<b>REVENUE TOTALS</b>	<u>\$51,000.00</u>



# Budget Worksheet Report

Budget Year 2019

**EXPENSE**

DEPT OR SOURCE **100 - SPECIAL REVENUE**

*Personnel Services*

430.1030	Employees Salaried Exempt	4,000.00
430.1060	Employees Supplemental Pay	2,000.00
430.1610	Employees Longevity	.00
450.2010	Benefits Social Security/Medicare	459.00
450.2020	Benefits Group Medical Insurance	.00
450.2030	Benefits Retirement	679.00
450.2040	Benefits Worker's Compensation Insurance	8.00

*Personnel Services Totals* \$7,146.00

*Operations*

520.3100	Oper Exp Office Supplies / Minor Eqpt	2,400.00
520.3340	Oper Exp Miscellaneous	.00
520.3341	Oper Exp Crime Prevention	2,500.00
520.4812	Oper Exp Training & Conferences	10,000.00

*Operations Totals* \$14,900.00

*Operations - Non Capital Assets*

520.3657	Oper Exp Controlled Assets	100.00
----------	----------------------------	--------

*Operations - Non Capital Assets Totals* \$100.00

*Other Services*

580.4927	Other Services Childrens Advocacy Ctr Support	10,000.00
580.4929	Other Services Family Violence Shelter	2,500.00

*Other Services Totals* \$12,500.00

*Capital Outlay*

595.5730	Capital Outlay Vehicles	120,000.00
----------	-------------------------	------------

*Capital Outlay Totals* \$120,000.00

DEPT OR SOURCE **100 - SPECIAL REVENUE Totals** \$154,646.00

**EXPENSE TOTALS** \$154,646.00

FUND **446 - COUNTY ATTORNEY STATE FORFEITURE Totals**





# Budget Worksheet Report

Budget Year 2019

REVENUE TOTALS \$51,000.00  
EXPENSE TOTALS \$154,646.00

---

FUND 446 - COUNTY ATTORNEY STATE FORFEITURE Totals (\$103,646.00)

FUND 447 - COUNTY ATTORNEY STATE FUNDS

REVENUE

DEPT OR SOURCE 100 - SPECIAL REVENUE

*Intergovernmental*

350.7366 Intergovernmental State Funding 22,500.00  
*Intergovernmental Totals* \$22,500.00

---

DEPT OR SOURCE 100 - SPECIAL REVENUE Totals \$22,500.00

REVENUE TOTALS \$22,500.00

EXPENSE

DEPT OR SOURCE 100 - SPECIAL REVENUE

*Operations*

520.3100 Oper Exp Office Supplies / Minor Eqpt 2,500.00  
520.3110 Oper Exp Postage 2,000.00  
520.3857 Oper Exp Law Books/CD's 10,000.00  
520.4621 Oper Exp Lease - Copier 3,000.00  
*Operations Totals* \$17,500.00

*Operations - Non Capital Assets*

520.3657 Oper Exp Controlled Assets 5,000.00  
*Operations - Non Capital Assets Totals* \$5,000.00

---

DEPT OR SOURCE 100 - SPECIAL REVENUE Totals \$22,500.00

EXPENSE TOTALS \$22,500.00

FUND 447 - COUNTY ATTORNEY STATE FUNDS Totals

REVENUE TOTALS \$22,500.00

EXPENSE TOTALS \$22,500.00



# Budget Worksheet Report

Budget Year 2019

FUND 447 - COUNTY ATTORNEY STATE FUNDS Totals		\$0.00
<hr/>		
FUND 453 - CONSTABLE 3 STATE FORFEITURE		
EXPENSE		
DEPT OR SOURCE 100 - SPECIAL REVENUE		
Operations		
520.3100	Oper Exp Office Supplies / Minor Eqpt	50.00
520.3340	Oper Exp Miscellaneous	50.00
520.3630	Oper Exp Small Tools / Minor Equipment	50.00
520.3757	Oper Exp Vehicle Equipment	100.00
520.4540	Oper Exp Vehicle Repair & Maintenance	47.00
520.4812	Oper Exp Training & Conferences	.00
<i>Operations Totals</i>		<hr/> \$297.00
Operations - Non Capital Assets		
520.3657	Oper Exp Controlled Assets	50.00
<i>Operations - Non Capital Assets Totals</i>		<hr/> \$50.00
DEPT OR SOURCE 100 - SPECIAL REVENUE Totals		<hr/> \$347.00
EXPENSE TOTALS		<hr/> \$347.00
<hr/>		
FUND 453 - CONSTABLE 3 STATE FORFEITURE Totals		
EXPENSE TOTALS		\$347.00
<hr/>		
FUND 453 - CONSTABLE 3 STATE FORFEITURE Totals		(\$347.00)
<hr/>		
FUND 480 - HOTEL OCCUPANCY		
REVENUE		
DEPT OR SOURCE 100 - SPECIAL REVENUE		
Sales Tax		
300.7340	Revenues Hotel Occupancy Tax	.00
<i>Sales Tax Totals</i>		<hr/> \$0.00
DEPT OR SOURCE 100 - SPECIAL REVENUE Totals		<hr/> \$0.00
REVENUE TOTALS		<hr/> \$0.00
<hr/>		
EXPENSE		
DEPT OR SOURCE 100 - SPECIAL REVENUE		



# Budget Worksheet Report

Budget Year 2019

*Operations*

520.4500	Oper Exp Repair Building Structures	.00
	<i>Operations Totals</i>	\$0.00
DEPT OR SOURCE	100 - SPECIAL REVENUE Totals	\$0.00
	EXPENSE TOTALS	\$0.00

FUND 480 - HOTEL OCCUPANCY Totals

REVENUE TOTALS	\$0.00
EXPENSE TOTALS	\$0.00

FUND 480 - HOTEL OCCUPANCY Totals \$0.00

FUND 487 - COUNTY COURT RECORDS MGT FUND

REVENUE

DEPT OR SOURCE 100 - SPECIAL REVENUE

*Charges for Services*

300.7420	Revenues County Court Costs	.00
	<i>Charges for Services Totals</i>	\$0.00
DEPT OR SOURCE	100 - SPECIAL REVENUE Totals	\$0.00
	REVENUE TOTALS	\$0.00

FUND 487 - COUNTY COURT RECORDS MGT FUND Totals

REVENUE TOTALS	\$0.00
----------------	--------

FUND 487 - COUNTY COURT RECORDS MGT FUND Totals \$0.00

FUND 489 - DISTRICT COURT RECORDS MGT FUND

REVENUE

DEPT OR SOURCE 100 - SPECIAL REVENUE

*Charges for Services*

300.7420	Revenues County Court Costs	.00
	<i>Charges for Services Totals</i>	\$0.00



# Budget Worksheet Report

Budget Year 2019

DEPT OR SOURCE	100 - SPECIAL REVENUE	Totals	\$0.00
		REVENUE TOTALS	\$0.00

FUND	489 - DISTRICT COURT RECORDS MGT FUND	Totals	
		REVENUE TOTALS	\$0.00

FUND	489 - DISTRICT COURT RECORDS MGT FUND	Totals	\$0.00
------	---------------------------------------	--------	--------

FUND 498 - BAIL BOND SECURITY FUND  
REVENUE

DEPT OR SOURCE 100 - SPECIAL REVENUE

*Licenses and Permits*

300.7265	Revenues Bond License Application	1,500.00
300.7267	Revenues Bond ID Card Fee	100.00
	<i>Licenses and Permits Totals</i>	\$1,600.00

DEPT OR SOURCE	100 - SPECIAL REVENUE	Totals	\$1,600.00
		REVENUE TOTALS	\$1,600.00

EXPENSE

DEPT OR SOURCE 100 - SPECIAL REVENUE

*Operations*

520.3100	Oper Exp Office Supplies / Minor Eqpt	100.00
520.3340	Oper Exp Miscellaneous	.00
520.4812	Oper Exp Training & Conferences	3,500.00
	<i>Operations Totals</i>	\$3,600.00

DEPT OR SOURCE	100 - SPECIAL REVENUE	Totals	\$3,600.00
		EXPENSE TOTALS	\$3,600.00

FUND	498 - BAIL BOND SECURITY FUND	Totals	
		REVENUE TOTALS	\$1,600.00
		EXPENSE TOTALS	\$3,600.00



# Budget Worksheet Report

Budget Year 2019

FUND 498 - BAIL BOND SECURITY FUND Totals (\$2,000.00)

FUND 499 - EMPLOYEE FUND-GF

REVENUE

DEPT OR SOURCE 100 - SPECIAL REVENUE

*Miscellaneous*

300.7680 Revenues Proceeds from Vending Machines 1,800.00

*Miscellaneous Totals* \$1,800.00

DEPT OR SOURCE 100 - SPECIAL REVENUE Totals \$1,800.00

REVENUE TOTALS \$1,800.00

EXPENSE

DEPT OR SOURCE 100 - SPECIAL REVENUE

*Operations*

580.4991 Other Services Recognition Awards 5,000.00

580.4999 Other Services Misc Disbursements .00

*Operations Totals* \$5,000.00

*Other Services*

580.4994 Other Services Funeral Flowers-Staff/Officials 100.00

*Other Services Totals* \$100.00

DEPT OR SOURCE 100 - SPECIAL REVENUE Totals \$5,100.00

EXPENSE TOTALS \$5,100.00

FUND 499 - EMPLOYEE FUND-GF Totals

REVENUE TOTALS \$1,800.00

EXPENSE TOTALS \$5,100.00

FUND 499 - EMPLOYEE FUND-GF Totals (\$3,300.00)

FUND 500 - SPECIAL VIT INTEREST FUND

REVENUE

DEPT OR SOURCE 100 - SPECIAL REVENUE

*Interest Income*

330.7610 Investment Income Interest Income 1,500.00



# Budget Worksheet Report

Budget Year 2019

<i>Interest Income Totals</i>	\$1,500.00
DEPT OR SOURCE <b>100 - SPECIAL REVENUE</b> Totals	\$1,500.00
<b>REVENUE TOTALS</b>	\$1,500.00

**EXPENSE**

DEPT OR SOURCE **100 - SPECIAL REVENUE**

*Operations*

520.3340 Oper Exp Miscellaneous	1,000.00
<i>Operations Totals</i>	\$1,000.00

*Operations - Non Capital Assets*

520.3657 Oper Exp Controlled Assets	500.00
<i>Operations - Non Capital Assets Totals</i>	\$500.00

DEPT OR SOURCE <b>100 - SPECIAL REVENUE</b> Totals	\$1,500.00
<b>EXPENSE TOTALS</b>	\$1,500.00

FUND **500 - SPECIAL VIT INTEREST FUND** Totals

<b>REVENUE TOTALS</b>	\$1,500.00
<b>EXPENSE TOTALS</b>	\$1,500.00

FUND <b>500 - SPECIAL VIT INTEREST FUND</b> Totals	\$0.00
--	--------

FUND **501 - COUNTY ATTORNEY HOT CHECK FEES**

**REVENUE**

DEPT OR SOURCE **100 - SPECIAL REVENUE**

*Charges for Services*

300.7488 Revenues Hot Check Fee	.00
<i>Charges for Services Totals</i>	\$0.00

DEPT OR SOURCE <b>100 - SPECIAL REVENUE</b> Totals	\$0.00
<b>REVENUE TOTALS</b>	\$0.00

FUND **501 - COUNTY ATTORNEY HOT CHECK FEES** Totals

<b>REVENUE TOTALS</b>	\$0.00
-----------------------	--------



# Budget Worksheet Report

Budget Year 2019

FUND 501 - COUNTY ATTORNEY HOT CHECK FEES Totals		\$0.00
<hr/>		
FUND 600 - DEBT SERVICE		
REVENUE		
DEPT OR SOURCE 680 - DEBT SERVICE		
<i>Property Taxes</i>		
300.7110	Revenues Current Taxes / Real Property	2,151,383.00
300.7120	Revenues Delinquent Taxes / Real Property	22,000.00
300.7130	Revenues Penalty & Interest	18,000.00
<i>Property Taxes Totals</i>		<hr/> \$2,191,383.00
<i>Interest Income</i>		
330.7610	Investment Income Interest Income	5,000.00
<i>Interest Income Totals</i>		<hr/> \$5,000.00
DEPT OR SOURCE 680 - DEBT SERVICE Totals		<hr/> \$2,196,383.00
REVENUE TOTALS		<hr/> \$2,196,383.00
EXPENSE		
DEPT OR SOURCE 680 - DEBT SERVICE		
<i>Debt Service</i>		
685.6100	Cert of Obligation Series 2013 Principal Payment	55,000.00
685.6500	Cert of Obligation Series 2013 Interest Payment	83,338.00
685.6900	Cert of Obligation Series 2013 Other Expenses	1,000.00
686.6100	2014 Refunding Bonds Principal Payment	1,130,000.00
686.6500	2014 Refunding Bonds Interest Payment	8,927.00
687.6100	Tax Notes, Series 2017 Principal Payment	900,000.00
687.6500	Tax Notes, Series 2017 Interest Payment	117,118.00
687.6900	Tax Notes, Series 2017 Other Expenses	1,000.00
688.6100	Tax Notes, Series 2020 Principal Payment	.00
688.6500	Tax Notes, Series 2020 Interest Payment	.00
688.6900	Tax Notes, Series 2020 Other Expenses	.00
<i>Debt Service Totals</i>		<hr/> \$2,296,383.00
DEPT OR SOURCE 680 - DEBT SERVICE Totals		<hr/> \$2,296,383.00
EXPENSE TOTALS		<hr/> \$2,296,383.00



# Budget Worksheet Report

Budget Year 2019

FUND 600 - DEBT SERVICE Totals

REVENUE TOTALS	\$2,196,383.00
EXPENSE TOTALS	\$2,296,383.00

FUND 600 - DEBT SERVICE Totals (\$100,000.00)

FUND 700 - CAPITAL PROJECT FUND

REVENUE

*Transfers In*

701.0100	Transfers in Transfer in from General Fund	1,950,000.00
	<i>Transfers In Totals</i>	<u>\$1,950,000.00</u>
	REVENUE TOTALS	<u>\$1,950,000.00</u>

EXPENSE

*Operations*

520.3659	Oper Exp Election Equipment	2,400,000.00
520.4933	Oper Exp Transportation Project Match	.00
	<i>Operations Totals</i>	<u>\$2,400,000.00</u>

*Capital Outlay*

595.5100	Capital Outlay LAND PURCHASE	.00
595.5303	Capital Outlay ELECTION BUILDING	.00
595.5305	Capital Outlay JUSTICE CENTER	.00
595.5309	Capital Outlay ADMIN BLDG REMODEL	.00
595.5315	Capital Outlay SCHERTZ BUILDING	.00
595.5316	Capital Outlay JUVENILE BUILDING IMPROVEMENTS	700,000.00
595.5318	Capital Outlay LAW ENFORCE CTR ADDITION/REMODEL	3,000,000.00
595.5320	Capital Outlay RADIO COMMUNICATION SYSTEM	1,500,000.00
595.5322	Capital Outlay JUSTICE OF THE PEACE BLDG	.00
595.5327	Capital Outlay DEVELOPMENT/PERMITS BLDG	.00
595.5328	Capital Outlay VETERANS CENTER	.00
595.5710	Capital Outlay Equipment & Machinery	.00
595.5730	Capital Outlay Vehicles	.00





# Budget Worksheet Report

Budget Year 2019

<i>Capital Outlay Totals</i>	\$5,200,000.00
<b>EXPENSE TOTALS</b>	\$7,600,000.00

FUND 700 - CAPITAL PROJECT FUND Totals

<b>REVENUE TOTALS</b>	\$1,950,000.00
<b>EXPENSE TOTALS</b>	\$7,600,000.00

FUND 700 - CAPITAL PROJECT FUND Totals (\$5,650,000.00)

FUND 701 - TAX NOTES 2020/2017/2013

## REVENUE

*Interest Income*

330.7610	Investment Income Interest Income	.00
<i>Interest Income Totals</i>		\$0.00
<b>REVENUE TOTALS</b>		\$0.00

## EXPENSE

*Capital Outlay*

595.5315	Capital Outlay SCHERTZ BUILDING	4,500,000.00
595.5318	Capital Outlay LAW ENFORCE CTR ADDITION/REMODEL	1,500,000.00
595.5322	Capital Outlay JUSTICE OF THE PEACE BLDG	.00
595.5327	Capital Outlay DEVELOPMENT/PERMITS BLDG	.00
595.5328	Capital Outlay VETERANS CENTER	.00
<i>Capital Outlay Totals</i>		\$6,000,000.00
<b>EXPENSE TOTALS</b>		\$6,000,000.00

FUND 701 - TAX NOTES 2020/2017/2013 Totals

<b>REVENUE TOTALS</b>	\$0.00
<b>EXPENSE TOTALS</b>	\$6,000,000.00

FUND 701 - TAX NOTES 2020/2017/2013 Totals (\$6,000,000.00)

FUND 702 - DEPT OF HOMELAND SECURITY(FEMA)



# Budget Worksheet Report

Budget Year 2019

**EXPENSE**

DEPT OR SOURCE **100 - SPECIAL REVENUE**

*Operations*

520.3340	Oper Exp Miscellaneous	580.00
<i>Operations Totals</i>		<u>\$580.00</u>

*Operations - Non Capital Assets*

520.3657	Oper Exp Controlled Assets	3,000.00
<i>Operations - Non Capital Assets Totals</i>		<u>\$3,000.00</u>

DEPT OR SOURCE <b>100 - SPECIAL REVENUE</b> Totals	<u>\$3,580.00</u>
--	-------------------

<b>EXPENSE TOTALS</b>	<u>\$3,580.00</u>
-----------------------	-------------------

FUND **702 - DEPT OF HOMELAND SECURITY(FEMA)** Totals

<b>EXPENSE TOTALS</b>	<u>\$3,580.00</u>
-----------------------	-------------------

FUND <b>702 - DEPT OF HOMELAND SECURITY(FEMA)</b> Totals	<u>(\$3,580.00)</u>
--	---------------------

FUND **714 - RECOVERY FUND GRANTS**

**REVENUE**

DEPT OR SOURCE **930 - AMERICAN RESCUE PLAN**

*Intergovernmental*

350.7331	Intergovernmental Grant Funding - Federal	.00
<i>Intergovernmental Totals</i>		<u>\$0.00</u>

DEPT OR SOURCE <b>930 - AMERICAN RESCUE PLAN</b> Totals	<u>\$0.00</u>
---	---------------

<b>REVENUE TOTALS</b>	<u>\$0.00</u>
-----------------------	---------------

**EXPENSE**

DEPT OR SOURCE **930 - AMERICAN RESCUE PLAN**

SUB-DEPARTMENT **40 - COVID-19 Response**

*Operations*

582.0024	Grant Specific Expense Medical Staff/Paramedics - GRMC	.00
<i>Operations Totals</i>		<u>\$0.00</u>

SUB-DEPARTMENT <b>40 - COVID-19 Response</b> Totals	<u>\$0.00</u>
---	---------------

SUB-DEPARTMENT **41 - Essential Workers**

*Personnel Services*



# Budget Worksheet Report

Budget Year 2019


420.1612	Appointed Officials Premium Pay	.00
430.1612	Employees Premium Pay	.00
450.2010	Benefits Social Security/Medicare	.00
450.2030	Benefits Retirement	.00
450.2040	Benefits Worker's Compensation Insurance	.00
	<i>Personnel Services Totals</i>	<hr/> \$0.00 <hr/>
	<b>SUB-DEPARTMENT 41 - Essential Workers Totals</b>	<b>\$0.00</b>
	<b>SUB-DEPARTMENT 42 - Essential Workers County Funded</b>	
	<i>Personnel Services</i>	
410.1612	Elected Officials Premium Pay	.00
420.1612	Appointed Officials Premium Pay	.00
430.1612	Employees Premium Pay	.00
450.2010	Benefits Social Security/Medicare	.00
450.2030	Benefits Retirement	.00
450.2040	Benefits Worker's Compensation Insurance	.00
	<i>Personnel Services Totals</i>	<hr/> \$0.00 <hr/>
	<b>SUB-DEPARTMENT 42 - Essential Workers County Funded</b>	<b>\$0.00</b>
	<b>SUB-DEPARTMENT 43 - Public Health/Economic Impact</b>	
	<i>Operations</i>	
582.0032	Grant Specific Expense Volunteer Fire Departments	.00
582.0034	Grant Specific Expense Food Bank	.00
	<i>Operations Totals</i>	<hr/> \$0.00 <hr/>
	<i>Capital Outlay</i>	
582.0021	Grant Specific Expense CAD/RMS System	.00
582.0022	Grant Specific Expense Remote Access Ruggedized Laptops	.00
582.0023	Grant Specific Expense Radio / Communication Tower	.00
582.0025	Grant Specific Expense Emergency Response Centers & Fire	.00
582.0026	Grant Specific Expense Warehouse / EOC	.00
582.0027	Grant Specific Expense Land	.00
582.0031	Grant Specific Expense Hospital - GRMC	.00
	<i>Capital Outlay Totals</i>	<hr/> \$0.00 <hr/>



# Budget Worksheet Report

Budget Year 2019

SUB-DEPARTMENT 43 - Public Health/Economic Impact		\$0.00
SUB-DEPARTMENT 44 - Revenue Loss Funding		
<i>Operations</i>		
582.0028	Grant Specific Expense County & District Clerk Software	.00
582.4022	Grant Specific Expense Grant Administrator	.00
<i>Operations Totals</i>		\$0.00
<i>Capital Outlay</i>		
582.0029	Grant Specific Expense Public Safety Fleet Replacement	.00
582.0030	Grant Specific Expense Upgrade Network Infrastructure	.00
582.0033	Grant Specific Expense Traffic Blocker	.00
595.5740	Capital Outlay Fire Trucks	.00
<i>Capital Outlay Totals</i>		\$0.00
SUB-DEPARTMENT 44 - Revenue Loss Funding Totals		\$0.00
DEPT OR SOURCE 930 - AMERICAN RESCUE PLAN Totals		\$0.00
<b>EXPENSE TOTALS</b>		\$0.00
FUND 714 - RECOVERY FUND GRANTS Totals		
<b>REVENUE TOTALS</b>		\$0.00
<b>EXPENSE TOTALS</b>		\$0.00
FUND 714 - RECOVERY FUND GRANTS Totals		\$0.00
FUND 800 - JAIL COMMISSARY FUND		
<b>REVENUE</b>		
DEPT OR SOURCE 100 - SPECIAL REVENUE		
<i>Charges for Services</i>		
300.7637	Revenues Taxable Sales	100,000.00
300.7639	Revenues Non Taxable Sales	240,000.00
<i>Charges for Services Totals</i>		\$340,000.00
<i>Interest Income</i>		
330.7610	Investment Income Interest Income	100.00
<i>Interest Income Totals</i>		\$100.00



# Budget Worksheet Report

Budget Year 2019

DEPT OR SOURCE	<b>100 - SPECIAL REVENUE</b>	Totals	\$340,100.00
	<b>REVENUE TOTALS</b>		\$340,100.00

**EXPENSE**

DEPT OR SOURCE **100 - SPECIAL REVENUE**

*Operations*

518.3410	Purchases for Resale Commissary Inventory	250,000.00
518.3412	Purchases for Resale Postage/Stamped Envelopes	15,000.00
520.3112	Oper Exp Postage for Indigent Inmates	8,000.00
520.3113	Oper Exp Supplies for Indigent Inmates	4,000.00
520.3335	Oper Exp Detainee/Prisoner Uniforms	.00
520.3340	Oper Exp Miscellaneous	5,000.00
520.3345	Oper Exp Personal Hygiene	25,000.00
520.3857	Oper Exp Law Books/CD's	15,000.00
520.4215	Oper Exp Automated Telephone System	11,000.00
520.4520	Oper Exp Repair Office & Misc Equipment	8,000.00
	<i>Operations Totals</i>	\$341,000.00

*Operations - Non Capital Assets*

520.3657	Oper Exp Controlled Assets	21,000.00
	<i>Operations - Non Capital Assets Totals</i>	\$21,000.00

*Capital Outlay*

595.5710	Capital Outlay Equipment & Machinery	.00
	<i>Capital Outlay Totals</i>	\$0.00

DEPT OR SOURCE	<b>100 - SPECIAL REVENUE</b>	Totals	\$362,000.00
	<b>EXPENSE TOTALS</b>		\$362,000.00

FUND **800 - JAIL COMMISSARY FUND** Totals

**REVENUE TOTALS** \$340,100.00

**EXPENSE TOTALS** \$362,000.00

FUND **800 - JAIL COMMISSARY FUND** Totals (\$21,900.00)

FUND **850 - EMPLOYEE HEALTH BENEFITS**



# Budget Worksheet Report

Budget Year 2019

## REVENUE

DEPT OR SOURCE 698 - MEDICAL / DENTAL INSURANCE

### Revenues Collected

380.7800	Contributions & Premiums Employer Contributions	5,375,000.00
380.7825	Contributions & Premiums Prescription Rx Rebate	.00
<i>Revenues Collected Totals</i>		<u>\$5,375,000.00</u>

### Charges for Services

380.7810	Contributions & Premiums Employee Contributions -	814,000.00
380.7812	Medical Contributions & Premiums Employee Contributions-Dental	260,000.00
380.7820	Contributions & Premiums Cobra Payments	75,000.00
<i>Charges for Services Totals</i>		<u>\$1,149,000.00</u>

### Miscellaneous

300.7605	Revenues Miscellaneous Revenue	100.00
<i>Miscellaneous Totals</i>		<u>\$100.00</u>

### Interest Income

330.7610	Investment Income Interest Income	25,000.00
<i>Interest Income Totals</i>		<u>\$25,000.00</u>

DEPT OR SOURCE 698 - MEDICAL / DENTAL INSURANCE \$6,549,100.00

**REVENUE TOTALS** \$6,549,100.00

## EXPENSE

DEPT OR SOURCE 698 - MEDICAL / DENTAL INSURANCE

### Operations

520.3110	Oper Exp Postage	1,500.00
520.4030	Oper Exp Consulting Services	63,000.00
<i>Operations Totals</i>		<u>\$64,500.00</u>

### Other Services

500.2021	Employee Benefit Payments Premium Term Life / AD&D	18,000.00
500.2022	Employee Benefit Payments TAC Benefit Pool Costs	1,062,000.00
500.2026	Employee Benefit Payments Premium Vision Care-	15,900.00
500.2027	County Share Employee Benefit Payments Medical Claims / Employees	2,200,000.00
500.2028	Employee Benefit Payments Medical Claims / Dependents	1,700,000.00



# Budget Worksheet Report

Budget Year 2019

500.2029	Employee Benefit Payments	Medical Claims / Prescriptions	1,400,000.00
500.2033	Employee Benefit Payments	Dental Claims / Employees	130,000.00
500.2034	Employee Benefit Payments	Dental Claims / Dependents	130,000.00
500.2035	Employee Benefit Payments	Wellness Program	55,000.00
500.2037	Employee Benefit Payments	Prescription Card Admin Fee	2,000.00
500.2038	Employee Benefit Payments	Cobra / Hippa Fees	7,200.00
500.2040	Employee Benefit Payments	EBA Enrollment Platform	.00
500.2041	Employee Benefit Payments	Disability Insurance	.00
500.2043	Employee Benefit Payments	Flexible Spending FSA Admin Fee	.00
500.2063	Employee Benefit Payments	Federal Fees & Taxes	40,000.00
500.2064	Employee Benefit Payments	EAP Service Fee	8,400.00
<i>Other Services Totals</i>			\$6,768,500.00
DEPT OR SOURCE 698 - MEDICAL / DENTAL INSURANCE			\$6,833,000.00
<b>EXPENSE TOTALS</b>			<b>\$6,833,000.00</b>
FUND 850 - EMPLOYEE HEALTH BENEFITS Totals			
<b>REVENUE TOTALS</b>			\$6,549,100.00
<b>EXPENSE TOTALS</b>			\$6,833,000.00
FUND 850 - EMPLOYEE HEALTH BENEFITS Totals			(\$283,900.00)
FUND 855 - WORKERS' COMPENSATION FUND			
<b>REVENUE</b>			
DEPT OR SOURCE 699 - WORKERS COMPENSATION			
<i>Revenues Collected</i>			
380.7800	Contributions & Premiums	Employer Contributions	325,000.00
<i>Revenues Collected Totals</i>			\$325,000.00
<i>Interest Income</i>			
330.7610	Investment Income	Interest Income	1,350.00
<i>Interest Income Totals</i>			\$1,350.00
DEPT OR SOURCE 699 - WORKERS COMPENSATION Totals			\$326,350.00
<b>REVENUE TOTALS</b>			<b>\$326,350.00</b>



# Budget Worksheet Report

Budget Year 2019

**EXPENSE**

DEPT OR SOURCE **699 - WORKERS COMPENSATION**

*Operations*

520.4820	Oper Exp Insurance other than fleet	320,000.00
<i>Operations Totals</i>		<u>\$320,000.00</u>

*Other Services*

500.2024	Employee Benefit Payments Monthly Claims Administration	350.00
500.2027	Employee Benefit Payments Medical Claims / Employees	1,000.00
<i>Other Services Totals</i>		<u>\$1,350.00</u>

DEPT OR SOURCE <b>699 - WORKERS COMPENSATION</b> Totals	<u>\$321,350.00</u>
<b>EXPENSE TOTALS</b>	<u>\$321,350.00</u>

FUND **855 - WORKERS' COMPENSATION FUND** Totals

<b>REVENUE TOTALS</b>	\$326,350.00
<b>EXPENSE TOTALS</b>	\$321,350.00

FUND <b>855 - WORKERS' COMPENSATION FUND</b> Totals	<u>\$5,000.00</u>
---	-------------------

FUND **899 - MISCELLANEOUS SHORT TERM GRANTS**

**REVENUE**

DEPT OR SOURCE **905 - TRAVIS COUNTY SCATTF GRANT**

*Intergovernmental*

350.7469	Intergovernmental Reimbursement / Auto Theft Task	62,142.00
<i>Intergovernmental Totals</i>		<u>\$62,142.00</u>

*Transfers In*

711.7330	Required Match-Trans In Required Grant Match	32,469.00
<i>Transfers In Totals</i>		<u>\$32,469.00</u>

DEPT OR SOURCE <b>905 - TRAVIS COUNTY SCATTF GRANT</b>	<u>\$94,611.00</u>
--	--------------------

DEPT OR SOURCE **944 - ROAD & BRIDGE GRANTS**

SUB-DEPARTMENT **B1 - TXVEMP CLASS 4-7**

*Intergovernmental*

350.7366	Intergovernmental State Funding	.00
----------	---------------------------------	-----





# Budget Worksheet Report

Budget Year 2019

*Intergovernmental Totals* \$0.00

*Transfers In*

711.0200 Required Match-Trans In Required Match from .00  
Road & Bridge

*Transfers In Totals* \$0.00

SUB-DEPARTMENT **B1 - TXVEMP CLASS 4-7** Totals \$0.00

DEPT OR SOURCE **944 - ROAD & BRIDGE GRANTS** Totals \$0.00

**REVENUE TOTALS** \$94,611.00

**EXPENSE**

DEPT OR SOURCE **905 - TRAVIS COUNTY SCATTF GRANT**

*Personnel Services*

430.1040	Employees Hourly Employees	62,585.00
430.1054	Employees Certification Supplement	2,600.00
430.1610	Employees Longevity	1,475.00
440.1599	Other Pay Holiday Pay	2,916.00
440.1625	Other Pay Uniform/Clothing/Boot Allowance	450.00
450.2010	Benefits Social Security/Medicare	5,357.00
450.2020	Benefits Group Medical Insurance	10,140.00
450.2030	Benefits Retirement	7,913.00
450.2040	Benefits Worker's Compensation Insurance	1,175.00

*Personnel Services Totals* \$94,611.00

DEPT OR SOURCE **905 - TRAVIS COUNTY SCATTF GRANT** \$94,611.00

DEPT OR SOURCE **944 - ROAD & BRIDGE GRANTS**

SUB-DEPARTMENT **B1 - TXVEMP CLASS 4-7**

*Capital Outlay*

595.5730 Capital Outlay Vehicles .00


*Capital Outlay Totals* \$0.00

SUB-DEPARTMENT **B1 - TXVEMP CLASS 4-7** Totals \$0.00

DEPT OR SOURCE **944 - ROAD & BRIDGE GRANTS** Totals \$0.00

**EXPENSE TOTALS** \$94,611.00

FUND **899 - MISCELLANEOUS SHORT TERM GRANTS** Totals



# Budget Worksheet Report

Budget Year 2019

REVENUE TOTALS	\$94,611.00
EXPENSE TOTALS	\$94,611.00

---

FUND 899 - MISCELLANEOUS SHORT TERM GRANTS Totals	\$0.00
---	--------

Net Grand Totals	
REVENUE GRAND TOTALS	\$82,637,490.00
EXPENSE GRAND TOTALS	\$97,903,995.00

---

Net Grand Totals	(\$15,266,505.00)
------------------	-------------------