



Budget Worksheet Report

Budget Year 2022

Account	Account Description	2022 Adopted Budget
FUND 100 - GENERAL FUND		
REVENUE		
DEPT OR SOURCE 400 - COUNTY JUDGE		
<i>Intergovernmental</i>		
350.7436	Intergovernmental State Salary Supplement	25,200.00
	<i>Intergovernmental Totals</i>	<u>\$25,200.00</u>
<i>Charges for Services</i>		
300.7410	Revenues Probate Training Fee	2,000.00
	<i>Charges for Services Totals</i>	<u>\$2,000.00</u>
	DEPT OR SOURCE 400 - COUNTY JUDGE Totals	<u>\$27,200.00</u>
DEPT OR SOURCE 403 - COUNTY CLERK		
SUB-DEPARTMENT 00 - GENERAL		
<i>Licenses and Permits</i>		
300.7210	Revenues Marriage License	24,000.00
	<i>Licenses and Permits Totals</i>	<u>\$24,000.00</u>
<i>Charges for Services</i>		
300.7405	Revenues Fees of Office	1,400,000.00
300.7408	Revenues Probate Fees	2,200.00
300.7411	Revenues Clerk of Court Fees	19,000.00
300.7415	Revenues Copy Fees	92,000.00
	<i>Charges for Services Totals</i>	<u>\$1,513,200.00</u>
	SUB-DEPARTMENT 00 - GENERAL Totals	<u>\$1,537,200.00</u>
	DEPT OR SOURCE 403 - COUNTY CLERK Totals	<u>\$1,537,200.00</u>
DEPT OR SOURCE 409 - NON DEPARTMENTAL		
<i>Property Taxes</i>		
300.7110	Revenues Current Taxes / Real Property	47,795,000.00
300.7120	Revenues Delinquent Taxes / Real Property	360,000.00
300.7130	Revenues Penalty & Interest	340,000.00
	<i>Property Taxes Totals</i>	<u>\$48,495,000.00</u>
<i>Sales Tax</i>		



Budget Worksheet Report

Budget Year 2022

300.7190	Revenues	1/2 Cent Sales Tax	9,576,000.00
		<i>Sales Tax Totals</i>	<u>\$9,576,000.00</u>
<i>Other Taxes</i>			
300.7320	Revenues	Bingo Gross Receipts Tax	180,000.00
300.7325	Revenues	Mixed Beverage Tax	180,000.00
		<i>Other Taxes Totals</i>	<u>\$360,000.00</u>
<i>Intergovernmental</i>			
350.7310	Intergovernmental	Tobacco Settlement Distribution	50,000.00
350.7312	Intergovernmental	Indigent Fair Defense Allocation	85,000.00
		<i>Intergovernmental Totals</i>	<u>\$135,000.00</u>
<i>Charges for Services</i>			
300.7420	Revenues	County Court Costs	80,000.00
300.7421	Revenues	County Time Payment Fee	8,000.00
		<i>Charges for Services Totals</i>	<u>\$88,000.00</u>
<i>Fines & Forfeitures</i>			
300.7540	Revenues	Bond Forfeitures	50,000.00
		<i>Fines & Forfeitures Totals</i>	<u>\$50,000.00</u>
<i>Miscellaneous</i>			
300.7135	Revenues	Unclaimed Excess Proceeds TC 34	5,000.00
300.7605	Revenues	Miscellaneous Revenue	20,000.00
300.7625	Revenues	Oil Leases / Royalties	2,000.00
300.7626	Revenues	Waste Management Settlement	575,000.00
300.7640	Revenues	Net Estray Proceeds	1,500.00
300.7652	Revenues	WC Indemnity Payments	20,000.00
300.7655	Revenues	Proceeds - County Auction	1,000.00
		<i>Miscellaneous Totals</i>	<u>\$624,500.00</u>
<i>Interest Income</i>			
330.7610	Investment Income	Interest Income	780,000.00
		<i>Interest Income Totals</i>	<u>\$780,000.00</u>
	DEPT OR SOURCE	409 - NON DEPARTMENTAL Totals	<u>\$60,108,500.00</u>

DEPT OR SOURCE **410 - COUNTY ENGINEER**



Budget Worksheet Report

Budget Year 2022

SUB-DEPARTMENT **00 - GENERAL**

Charges for Services

300.7260	Revenues	Development Review Fee	.00
			<hr/>
<i>Charges for Services Totals</i>			\$0.00
			<hr/>

SUB-DEPARTMENT 00 - GENERAL Totals			\$0.00
			<hr/>

DEPT OR SOURCE 410 - COUNTY ENGINEER Totals			\$0.00
			<hr/>

DEPT OR SOURCE **426 - COUNTY COURT AT LAW**

Intergovernmental

350.7436	Intergovernmental	State Salary Supplement	84,000.00
			<hr/>
<i>Intergovernmental Totals</i>			\$84,000.00

Charges for Services

300.7425	Revenues	Court Appointed Attorney Fees	5,000.00
300.7430	Revenues	Jury Fees	1,000.00
			<hr/>
<i>Charges for Services Totals</i>			\$6,000.00
			<hr/>

DEPT OR SOURCE 426 - COUNTY COURT AT LAW Totals			\$90,000.00
			<hr/>

DEPT OR SOURCE **427 - COUNTY COURT AT LAW NO. 2**

Intergovernmental

350.7436	Intergovernmental	State Salary Supplement	84,000.00
			<hr/>
<i>Intergovernmental Totals</i>			\$84,000.00

Charges for Services

300.7425	Revenues	Court Appointed Attorney Fees	50,000.00
300.7430	Revenues	Jury Fees	100.00
			<hr/>
<i>Charges for Services Totals</i>			\$50,100.00
			<hr/>

DEPT OR SOURCE 427 - COUNTY COURT AT LAW NO. 2 Totals			\$134,100.00
			<hr/>

DEPT OR SOURCE **435 - COMBINED DISTRICT COURT**

Intergovernmental

350.7313	Intergovernmental	State Reimbursement of Jury Pay	5,000.00
			<hr/>
<i>Intergovernmental Totals</i>			\$5,000.00

Charges for Services

300.7425	Revenues	Court Appointed Attorney Fees	40,000.00
300.7426	Revenues	Juv Court Appointed Atty Fees	4,000.00



Budget Worksheet Report

Budget Year 2022

Charges for Services Totals \$44,000.00

Miscellaneous

300.7605 Revenues Miscellaneous Revenue 5,000.00

Miscellaneous Totals \$5,000.00

DEPT OR SOURCE **435 - COMBINED DISTRICT COURT** Totals \$54,000.00

DEPT OR SOURCE **436 - 25TH JUDICIAL DISTRICT**

Intergovernmental

350.7335 Intergovernmental Colorado County 18,000.00

350.7340 Intergovernmental Lavaca County 19,000.00

350.7345 Intergovernmental Gonzales County 18,000.00

Intergovernmental Totals \$55,000.00

DEPT OR SOURCE **436 - 25TH JUDICIAL DISTRICT** Totals \$55,000.00

DEPT OR SOURCE **438 - 2ND 25TH JUDICIAL DISTRICT**

Intergovernmental

350.7335 Intergovernmental Colorado County 19,000.00

350.7340 Intergovernmental Lavaca County 18,000.00

350.7345 Intergovernmental Gonzales County 19,000.00

Intergovernmental Totals \$56,000.00

DEPT OR SOURCE **438 - 2ND 25TH JUDICIAL DISTRICT** \$56,000.00

DEPT OR SOURCE **450 - DISTRICT CLERK**

SUB-DEPARTMENT **00 - GENERAL**

Charges for Services

300.7405 Revenues Fees of Office 235,000.00

300.7411 Revenues Clerk of Court Fees 5,000.00

300.7415 Revenues Copy Fees 45,000.00

300.7417 Revenues Passport Photo Fees 15,000.00

300.7435 Revenues Registry Account Maint Fee 1,000.00

Charges for Services Totals \$301,000.00

SUB-DEPARTMENT **00 - GENERAL** Totals \$301,000.00

DEPT OR SOURCE **450 - DISTRICT CLERK** Totals \$301,000.00

DEPT OR SOURCE **451 - JUSTICE OF THE PEACE, PRECINCT 1**



Budget Worksheet Report

Budget Year 2022

Charges for Services

300.7405	Revenues	Fees of Office	25,000.00
<i>Charges for Services Totals</i>			<u>\$25,000.00</u>

Fines & Forfeitures

300.7530	Revenues	Fines / Justice Courts	550,000.00
<i>Fines & Forfeitures Totals</i>			<u>\$550,000.00</u>

DEPT OR SOURCE 451 - JUSTICE OF THE PEACE, PRECINCT \$575,000.00

DEPT OR SOURCE 452 - JUSTICE OF THE PEACE, PRECINCT 2

Charges for Services

300.7405	Revenues	Fees of Office	22,000.00
<i>Charges for Services Totals</i>			<u>\$22,000.00</u>

Fines & Forfeitures

300.7530	Revenues	Fines / Justice Courts	100,000.00
<i>Fines & Forfeitures Totals</i>			<u>\$100,000.00</u>

DEPT OR SOURCE 452 - JUSTICE OF THE PEACE, PRECINCT \$122,000.00

DEPT OR SOURCE 453 - JUSTICE OF THE PEACE, PRECINCT 3

Charges for Services

300.7405	Revenues	Fees of Office	20,000.00
<i>Charges for Services Totals</i>			<u>\$20,000.00</u>

Fines & Forfeitures

300.7530	Revenues	Fines / Justice Courts	110,000.00
<i>Fines & Forfeitures Totals</i>			<u>\$110,000.00</u>

DEPT OR SOURCE 453 - JUSTICE OF THE PEACE, PRECINCT \$130,000.00

DEPT OR SOURCE 454 - JUSTICE OF THE PEACE, PRECINCT 4

Charges for Services

300.7405	Revenues	Fees of Office	30,000.00
<i>Charges for Services Totals</i>			<u>\$30,000.00</u>

Fines & Forfeitures

300.7530	Revenues	Fines / Justice Courts	200,000.00
<i>Fines & Forfeitures Totals</i>			<u>\$200,000.00</u>

DEPT OR SOURCE 454 - JUSTICE OF THE PEACE, PRECINCT \$230,000.00



Budget Worksheet Report

Budget Year 2022

DEPT OR SOURCE **475 - COUNTY ATTORNEY**

Intergovernmental

350.7332	Intergovernmental State Reimbursement- SANE Prog	.00
350.7435	Intergovernmental Asst Prosecutor State Longevity	24,000.00
350.7436	Intergovernmental State Salary Supplement	.00
<i>Intergovernmental Totals</i>		<u>\$24,000.00</u>

Charges for Services

300.7405	Revenues Fees of Office	10,000.00
300.7416	Revenues Video Copy Fee	8,000.00
<i>Charges for Services Totals</i>		<u>\$18,000.00</u>

DEPT OR SOURCE **475 - COUNTY ATTORNEY Totals** \$42,000.00

DEPT OR SOURCE **490 - ELECTION ADMINISTRATION**

Charges for Services

300.7446	Revenues Voter Registration Lists & Maps	100.00
300.7646	Revenues Elections Contract Reimbursement	75,000.00
<i>Charges for Services Totals</i>		<u>\$75,100.00</u>

DEPT OR SOURCE **490 - ELECTION ADMINISTRATION Totals** \$75,100.00

DEPT OR SOURCE **495 - COUNTY AUDITOR**

Intergovernmental

350.7476	Intergovernmental Accounting Services Fee	4,000.00
<i>Intergovernmental Totals</i>		<u>\$4,000.00</u>

DEPT OR SOURCE **495 - COUNTY AUDITOR Totals** \$4,000.00

DEPT OR SOURCE **497 - COUNTY TREASURER**

Charges for Services

300.7405	Revenues Fees of Office	4,000.00
<i>Charges for Services Totals</i>		<u>\$4,000.00</u>


DEPT OR SOURCE **497 - COUNTY TREASURER Totals** \$4,000.00

DEPT OR SOURCE **499 - TAX ASSESSOR COLLECTOR**

SUB-DEPARTMENT **00 - GENERAL**

Property Taxes

300.7132	Revenues Penalty on Late Renditions	15,000.00
----------	-------------------------------------	-----------



Budget Worksheet Report

Budget Year 2022

	<i>Property Taxes Totals</i>	\$15,000.00
<i>Sales Tax</i>		
300.7239	Revenues Boat Sales Tax County Portion	40,000.00
	<i>Sales Tax Totals</i>	\$40,000.00
<i>Other Taxes</i>		
300.7235	Revenues Vehicle Registration	1,775,000.00
	<i>Other Taxes Totals</i>	\$1,775,000.00
<i>Licenses and Permits</i>		
300.7225	Revenues Wine / Beer License	10,000.00
300.7228	Revenues TABC 5% Commission	800.00
300.7230	Revenues County Liquor License	15,000.00
300.7238	Revenues Boat Registration	11,000.00
	<i>Licenses and Permits Totals</i>	\$36,800.00
<i>Intergovernmental</i>		
350.7445	Intergovernmental Tax Collection Contracts	40,000.00
	<i>Intergovernmental Totals</i>	\$40,000.00
<i>Charges for Services</i>		
300.7242	Revenues Child Safety Fee per TC 502.403	21,000.00
300.7405	Revenues Fees of Office	2,000.00
300.7452	Revenues Vehicle Title Fee (\$5)	150,000.00
300.7458	Revenues Tax Certificates	15,000.00
	<i>Charges for Services Totals</i>	\$188,000.00
<i>Interest Income</i>		
330.7610	Investment Income Interest Income	4,000.00
	<i>Interest Income Totals</i>	\$4,000.00
	SUB-DEPARTMENT 00 - GENERAL Totals	\$2,098,800.00
	DEPT OR SOURCE 499 - TAX ASSESSOR COLLECTOR Totals	\$2,098,800.00
	DEPT OR SOURCE 545 - FIRE MARSHAL / EMC	
<i>Intergovernmental</i>		
350.7331	Intergovernmental Grant Funding - Federal	.00
	<i>Intergovernmental Totals</i>	\$0.00



Budget Worksheet Report

Budget Year 2022

Miscellaneous

300.7605	Revenues	Miscellaneous Revenue	100.00
		<i>Miscellaneous Totals</i>	<u>\$100.00</u>

DEPT OR SOURCE 545 - FIRE MARSHAL / EMC Totals \$100.00

DEPT OR SOURCE 551 - CONSTABLE, PRECINCT 1

Charges for Services

300.7405	Revenues	Fees of Office	65,000.00
		<i>Charges for Services Totals</i>	<u>\$65,000.00</u>

DEPT OR SOURCE 551 - CONSTABLE, PRECINCT 1 Totals \$65,000.00

DEPT OR SOURCE 552 - CONSTABLE, PRECINCT 2

Charges for Services

300.7405	Revenues	Fees of Office	42,000.00
		<i>Charges for Services Totals</i>	<u>\$42,000.00</u>

DEPT OR SOURCE 552 - CONSTABLE, PRECINCT 2 Totals \$42,000.00

DEPT OR SOURCE 553 - CONSTABLE, PRECINCT 3

Charges for Services

300.7405	Revenues	Fees of Office	18,000.00
		<i>Charges for Services Totals</i>	<u>\$18,000.00</u>

DEPT OR SOURCE 553 - CONSTABLE, PRECINCT 3 Totals \$18,000.00

DEPT OR SOURCE 554 - CONSTABLE, PRECINCT 4

Charges for Services

300.7405	Revenues	Fees of Office	40,000.00
		<i>Charges for Services Totals</i>	<u>\$40,000.00</u>

DEPT OR SOURCE 554 - CONSTABLE, PRECINCT 4 Totals \$40,000.00

DEPT OR SOURCE 560 - COUNTY SHERIFF

SUB-DEPARTMENT 00 - GENERAL

Intergovernmental

350.7308	Intergovernmental	DEA Overtime Reimburse Cost	30,000.00
350.7309	Intergovernmental	HIDTA Overtime Reimbursement	.00
350.7460	Intergovernmental	Citation Fee- AG Title D Payment	8,000.00
350.7467	Intergovernmental	Prisoner Transport or Guard Fees	.00



Budget Worksheet Report

Budget Year 2022

350.7471	Intergovernmental Bluebonnet Trails Comm Svcs	348,900.00
	<i>Intergovernmental Totals</i>	<u>\$386,900.00</u>
	<i>Charges for Services</i>	
300.7405	Revenues Fees of Office	160,000.00
300.7412	Revenues Class Registration Fees	.00
300.7460	Revenues Citation Fees	25,000.00
	<i>Charges for Services Totals</i>	<u>\$185,000.00</u>
	<i>Miscellaneous</i>	
300.7605	Revenues Miscellaneous Revenue	1,000.00
	<i>Miscellaneous Totals</i>	<u>\$1,000.00</u>
	SUB-DEPARTMENT 00 - GENERAL Totals	<u>\$572,900.00</u>
	DEPT OR SOURCE 560 - COUNTY SHERIFF Totals	<u>\$572,900.00</u>
	DEPT OR SOURCE 570 - COUNTY JAIL	
	SUB-DEPARTMENT 00 - GENERAL	
	<i>Intergovernmental</i>	
350.7370	Intergovernmental Social Security Incentive Pmts	6,000.00
350.7467	Intergovernmental Prisoner Transport or Guard Fees	.00
350.7470	Intergovernmental Inmate Board Bills	.00
	<i>Intergovernmental Totals</i>	<u>\$6,000.00</u>
	<i>Charges for Services</i>	
300.7472	Revenues Inmate Medical Fees	30,000.00
300.7473	Revenues Work Release Participant Fee	2,000.00
300.7635	Revenues Other Commission	3,000.00
	<i>Charges for Services Totals</i>	<u>\$35,000.00</u>
	<i>Miscellaneous</i>	
300.7605	Revenues Miscellaneous Revenue	100.00
300.7636	Revenues Jail Phone Commissions	350,000.00
	<i>Miscellaneous Totals</i>	<u>\$350,100.00</u>
	SUB-DEPARTMENT 00 - GENERAL Totals	<u>\$391,100.00</u>
	DEPT OR SOURCE 570 - COUNTY JAIL Totals	<u>\$391,100.00</u>
	DEPT OR SOURCE 630 - HEALTH & SOCIAL SERVICES	



Budget Worksheet Report

Budget Year 2022

Intergovernmental

350.7305	Intergovernmental City Contribution to Hospital	1,744,709.00
<i>Intergovernmental Totals</i>		\$1,744,709.00

DEPT OR SOURCE **630 - HEALTH & SOCIAL SERVICES** Totals **\$1,744,709.00**

DEPT OR SOURCE **635 - ENVIRONMENTAL HEALTH**

Licenses and Permits

300.7250	Revenues Septic Tank Permits	130,000.00
300.7251	Revenues Yard Permits	4,000.00
300.7255	Revenues Flood Plain Permits	40,000.00
300.7262	Revenues Subdivision Plat Review	8,000.00
<i>Licenses and Permits Totals</i>		\$182,000.00

Miscellaneous

300.7605	Revenues Miscellaneous Revenue	1,000.00
<i>Miscellaneous Totals</i>		\$1,000.00
DEPT OR SOURCE 635 - ENVIRONMENTAL HEALTH Totals		\$183,000.00

DEPT OR SOURCE **637 - ANIMAL CONTROL**

Charges for Services

300.7405	Revenues Fees of Office	8,000.00
<i>Charges for Services Totals</i>		\$8,000.00
DEPT OR SOURCE 637 - ANIMAL CONTROL Totals		\$8,000.00
REVENUE TOTALS		\$68,708,709.00

EXPENSE

DEPT OR SOURCE **400 - COUNTY JUDGE**

Personnel Services

410.1010	Elected Officials Salary	91,043.00
410.1011	Elected Officials State Salary Supplement	25,200.00
410.1012	Elected Officials Auto Allowance	6,900.00
410.1610	Elected Officials Longevity	1,645.00
430.1030	Employees Salaried Exempt	175,000.00
430.1040	Employees Hourly Employees	115,258.00
430.1053	Employees Cell Phone Allowance	.00



Budget Worksheet Report

Budget Year 2022

430.1595	Employees Part-time employees	52,950.00
430.1610	Employees Longevity	3,515.00
450.2010	Benefits Social Security/Medicare	36,071.00
450.2020	Benefits Group Medical Insurance	42,432.00
450.2030	Benefits Retirement	58,090.00
450.2040	Benefits Worker's Compensation Insurance	616.00
	<i>Personnel Services Totals</i>	<hr/> \$608,720.00
<i>Operations</i>		
520.3100	Oper Exp Office Supplies / Minor Eqpt	6,000.00
520.3110	Oper Exp Postage	200.00
520.3300	Oper Exp Fuel	3,000.00
520.3900	Oper Exp Subs, Publications, Access Fees	200.00
520.4007	Oper Exp Court Reporter	500.00
520.4205	Oper Exp Cell Phone	.00
520.4212	Oper Exp Wireless Internet Service	.00
520.4260	Oper Exp Mileage/Travel non training	400.00
520.4350	Oper Exp Printing	100.00
520.4520	Oper Exp Repair Office & Misc Equipment	400.00
520.4540	Oper Exp Vehicle Repair & Maintenance	500.00
520.4800	Oper Exp Bond Premium / Issue Costs	71.00
520.4810	Oper Exp Membership Dues & Licenses	800.00
520.4812	Oper Exp Training & Conferences	3,000.00
520.4813	Oper Exp Probate Continuing Education	2,500.00
520.4825	Oper Exp Insurance - Fleet	200.00
	<i>Operations Totals</i>	<hr/> \$17,871.00
<i>Operations - Non Capital Assets</i>		
520.3657	Oper Exp Controlled Assets	4,000.00
	<i>Operations - Non Capital Assets Totals</i>	<hr/> \$4,000.00
<i>Capital Outlay</i>		
595.5720	Capital Outlay Office Furniture & Equipment	.00
595.5730	Capital Outlay Vehicles	.00



Budget Worksheet Report

Budget Year 2022

Capital Outlay Totals \$0.00

DEPT OR SOURCE **400 - COUNTY JUDGE** Totals \$630,591.00

DEPT OR SOURCE **401 - COMMISSIONERS COURT**

SUB-DEPARTMENT **00 - GENERAL**

Personnel Services

430.1040	Employees Hourly Employees	41,050.00
430.1610	Employees Longevity	1,270.00
450.2010	Benefits Social Security/Medicare	3,237.00
450.2020	Benefits Group Medical Insurance	10,608.00
450.2030	Benefits Retirement	5,214.00
450.2040	Benefits Worker's Compensation Insurance	55.00

Personnel Services Totals \$61,434.00

Operations

520.3100	Oper Exp Office Supplies / Minor Eqpt	3,700.00
520.3110	Oper Exp Postage	600.00
520.3900	Oper Exp Subs, Publications, Access Fees	776.00
520.4262	Oper Exp Commissioners Mileage Out of Cty	1,500.00
520.4522	Oper Exp Copier Maintenance Agreements	2,200.00
520.4800	Oper Exp Bond Premium / Issue Costs	300.00
520.4810	Oper Exp Membership Dues & Licenses	2,680.00
520.4812	Oper Exp Training & Conferences	2,200.00

Operations Totals \$13,956.00

Operations - Non Capital Assets

520.3657	Oper Exp Controlled Assets	.00
----------	----------------------------	-----

Operations - Non Capital Assets Totals \$0.00

Capital Outlay

595.5720	Capital Outlay Office Furniture & Equipment	.00
----------	---	-----

Capital Outlay Totals \$0.00

SUB-DEPARTMENT **00 - GENERAL** Totals \$75,390.00

SUB-DEPARTMENT **01 - PRECINCT 1**

Personnel Services



Budget Worksheet Report

Budget Year 2022

410.1010	Elected Officials Salary	71,043.00
410.1012	Elected Officials Auto Allowance	6,900.00
410.1610	Elected Officials Longevity	1,525.00
450.2010	Benefits Social Security/Medicare	6,079.00
450.2030	Benefits Retirement	9,790.00
450.2040	Benefits Worker's Compensation Insurance	104.00
<i>Personnel Services Totals</i>		<u>\$95,441.00</u>

Operations

520.4801	Oper Exp Conference/Training Pct 1	4,500.00
<i>Operations Totals</i>		<u>\$4,500.00</u>
SUB-DEPARTMENT 01 - PRECINCT 1 Totals		<u>\$99,941.00</u>

SUB-DEPARTMENT 02 - PRECINCT 2

Personnel Services

410.1010	Elected Officials Salary	71,043.00
410.1012	Elected Officials Auto Allowance	6,900.00
410.1610	Elected Officials Longevity	1,000.00
450.2010	Benefits Social Security/Medicare	6,039.00
450.2020	Benefits Group Medical Insurance	.00
450.2030	Benefits Retirement	9,726.00
450.2040	Benefits Worker's Compensation Insurance	103.00
<i>Personnel Services Totals</i>		<u>\$94,811.00</u>

Operations

520.4802	Oper Exp Conference/Training Pct 2	4,500.00
<i>Operations Totals</i>		<u>\$4,500.00</u>
SUB-DEPARTMENT 02 - PRECINCT 2 Totals		<u>\$99,311.00</u>

SUB-DEPARTMENT 03 - PRECINCT 3

Personnel Services

410.1010	Elected Officials Salary	71,043.00
410.1012	Elected Officials Auto Allowance	6,900.00
410.1610	Elected Officials Longevity	.00
450.2010	Benefits Social Security/Medicare	5,963.00



Budget Worksheet Report

Budget Year 2022

450.2020	Benefits Group Medical Insurance	10,608.00
450.2030	Benefits Retirement	9,603.00
450.2040	Benefits Worker's Compensation Insurance	102.00
<i>Personnel Services Totals</i>		\$104,219.00

Operations

520.4803	Oper Exp Conference/Training Pct 3	4,500.00
<i>Operations Totals</i>		\$4,500.00
SUB-DEPARTMENT 03 - PRECINCT 3 Totals		\$108,719.00

SUB-DEPARTMENT **04 - PRECINCT 4**

Personnel Services

410.1010	Elected Officials Salary	71,043.00
410.1012	Elected Officials Auto Allowance	6,900.00
410.1610	Elected Officials Longevity	2,125.00
450.2010	Benefits Social Security/Medicare	6,125.00
450.2020	Benefits Group Medical Insurance	10,608.00
450.2030	Benefits Retirement	9,864.00
450.2040	Benefits Worker's Compensation Insurance	105.00
<i>Personnel Services Totals</i>		\$106,770.00

Operations

520.4804	Oper Exp Conference/Training Pct 4	4,500.00
<i>Operations Totals</i>		\$4,500.00
SUB-DEPARTMENT 04 - PRECINCT 4 Totals		\$111,270.00

DEPT OR SOURCE **401 - COMMISSIONERS COURT** Totals **\$494,631.00**

DEPT OR SOURCE **403 - COUNTY CLERK**

SUB-DEPARTMENT **00 - GENERAL**

Personnel Services

410.1010	Elected Officials Salary	86,137.00
410.1610	Elected Officials Longevity	2,125.00
430.1040	Employees Hourly Employees	1,014,750.00
430.1610	Employees Longevity	28,235.00
450.2010	Benefits Social Security/Medicare	86,540.00



Budget Worksheet Report

Budget Year 2022

450.2020	Benefits Group Medical Insurance	265,200.00
450.2030	Benefits Retirement	139,370.00
450.2040	Benefits Worker's Compensation Insurance	1,478.00
<i>Personnel Services Totals</i>		\$1,623,835.00

Operations

520.3100	Oper Exp Office Supplies / Minor Eqpt	19,000.00
520.3110	Oper Exp Postage	13,500.00
520.3900	Oper Exp Subs, Publications, Access Fees	600.00
520.4260	Oper Exp Mileage/Travel non training	200.00
520.4350	Oper Exp Printing	800.00
520.4520	Oper Exp Repair Office & Misc Equipment	600.00
520.4522	Oper Exp Copier Maintenance Agreements	1,600.00
520.4622	Oper Exp Lease/Rent - Postage Machine	5,300.00
520.4800	Oper Exp Bond Premium / Issue Costs	50.00
520.4810	Oper Exp Membership Dues & Licenses	300.00
520.4812	Oper Exp Training & Conferences	10,000.00
520.4813	Oper Exp Probate Continuing Education	3,000.00
<i>Operations Totals</i>		\$54,950.00

Operations - Non Capital Assets

520.3657	Oper Exp Controlled Assets	.00
<i>Operations - Non Capital Assets Totals</i>		\$0.00

Capital Outlay

595.5720	Capital Outlay Office Furniture & Equipment	.00
<i>Capital Outlay Totals</i>		\$0.00

SUB-DEPARTMENT **00 - GENERAL** Totals **\$1,678,785.00**

DEPT OR SOURCE **403 - COUNTY CLERK** Totals **\$1,678,785.00**

DEPT OR SOURCE **405 - VETERANS' SERVICE OFFICER**

Personnel Services

420.1020	Appointed Officials Salary	64,000.00
420.1022	Appointed Officials Auto Allowance	3,000.00
420.1023	Appointed Officials Cell Phone Allowance	.00



Budget Worksheet Report

Budget Year 2022

420.1610	Appointed Officials Longevity	1,000.00
430.1040	Employees Hourly Employees	42,804.00
430.1595	Employees Part-time employees	30,000.00
430.1610	Employees Longevity	2,000.00
450.2010	Benefits Social Security/Medicare	10,925.00
450.2020	Benefits Group Medical Insurance	21,216.00
450.2030	Benefits Retirement	17,593.00
450.2040	Benefits Worker's Compensation Insurance	187.00
	<i>Personnel Services Totals</i>	<hr/> \$192,725.00
<i>Operations</i>		
520.3100	Oper Exp Office Supplies / Minor Eqpt	1,800.00
520.3110	Oper Exp Postage	250.00
520.3300	Oper Exp Fuel	.00
520.3900	Oper Exp Subs, Publications, Access Fees	100.00
520.4260	Oper Exp Mileage/Travel non training	250.00
520.4350	Oper Exp Printing	400.00
520.4520	Oper Exp Repair Office & Misc Equipment	1,250.00
520.4540	Oper Exp Vehicle Repair & Maintenance	.00
520.4800	Oper Exp Bond Premium / Issue Costs	200.00
520.4810	Oper Exp Membership Dues & Licenses	1,497.00
520.4812	Oper Exp Training & Conferences	2,000.00
520.4825	Oper Exp Insurance - Fleet	.00
	<i>Operations Totals</i>	<hr/> \$7,747.00
<i>Operations - Non Capital Assets</i>		
520.3657	Oper Exp Controlled Assets	.00
	<i>Operations - Non Capital Assets Totals</i>	<hr/> \$0.00
<i>Capital Outlay</i>		
595.5730	Capital Outlay Vehicles	.00
	<i>Capital Outlay Totals</i>	<hr/> \$0.00

DEPT OR SOURCE **405 - VETERANS' SERVICE OFFICER** Totals **\$200,472.00**

DEPT OR SOURCE **409 - NON DEPARTMENTAL**



Budget Worksheet Report

Budget Year 2022

Personnel Services

450.2030	Benefits Retirement	417,000.00
450.2060	Benefits Unemployment Insurance	151,911.00
<i>Personnel Services Totals</i>		<u>\$568,911.00</u>

Operations

520.3100	Oper Exp Office Supplies / Minor Eqpt	6,000.00
520.3310	Oper Exp Copier / Computer Paper	32,500.00
520.3340	Oper Exp Miscellaneous	10,000.00
520.4005	Oper Exp Legal Fees	25,000.00
520.4010	Oper Exp Outside Audit	78,500.00
520.4020	Oper Exp Architectural Services	50,000.00
520.4022	Oper Exp Engineering Services	100,000.00
520.4025	Oper Exp Appraisal District Support	667,378.00
520.4030	Oper Exp Consulting Services	200,000.00
520.4200	Oper Exp Telephone	142,500.00
520.4300	Oper Exp Advertising & Legal Notices	12,500.00
520.4350	Oper Exp Printing	2,500.00
520.4375	Oper Exp Redistricting Services	45,000.00
520.4400	Oper Exp Electric Service & Garbage	425,000.00
520.4410	Oper Exp Gas - Utilities	3,800.00
520.4420	Oper Exp Water - Utilities	45,000.00
520.4516	Oper Exp Emergency Communication System	106,000.00
520.4810	Oper Exp Membership Dues & Licenses	18,500.00
520.4820	Oper Exp Insurance other than fleet	345,000.00
520.4821	Oper Exp Insurance Claims	35,000.00
520.4991	Oper Exp Tax Reimbursement/Abatement	335,000.00
520.4994	Oper Exp Flood/Disaster Expenses	100,000.00
520.4995	Oper Exp Contingency Funds	97,448.00
520.4996	Oper Exp IRS/Arbitrage Expense	1,000.00
<i>Operations Totals</i>		<u>\$2,883,626.00</u>

Operations - Non Capital Assets



Budget Worksheet Report

Budget Year 2022

520.3657	Oper Exp Controlled Assets	.00
	<i>Operations - Non Capital Assets Totals</i>	<u>\$0.00</u>
	<i>Capital Outlay</i>	
595.5710	Capital Outlay Equipment & Machinery	.00
595.5730	Capital Outlay Vehicles	.00
	<i>Capital Outlay Totals</i>	<u>\$0.00</u>
	<i>Transfers Out</i>	
700.0899	Transfers Out Transfer out to Grant Fund	.00
	<i>Transfers Out Totals</i>	<u>\$0.00</u>
	DEPT OR SOURCE 409 - NON DEPARTMENTAL Totals	<u>\$3,452,537.00</u>
	DEPT OR SOURCE 410 - COUNTY ENGINEER	
	SUB-DEPARTMENT 00 - GENERAL	
	<i>Personnel Services</i>	
420.1020	Appointed Officials Salary	.00
420.1023	Appointed Officials Cell Phone Allowance	.00
420.1610	Appointed Officials Longevity	.00
430.1030	Employees Salaried Exempt	.00
430.1053	Employees Cell Phone Allowance	.00
450.2010	Benefits Social Security/Medicare	.00
450.2020	Benefits Group Medical Insurance	.00
450.2030	Benefits Retirement	.00
450.2040	Benefits Worker's Compensation Insurance	.00
	<i>Personnel Services Totals</i>	<u>\$0.00</u>
	<i>Operations</i>	
520.3100	Oper Exp Office Supplies / Minor Eqpt	.00
520.3110	Oper Exp Postage	.00
520.3300	Oper Exp Fuel	.00
520.3340	Oper Exp Miscellaneous	.00
520.3757	Oper Exp Vehicle Equipment	.00
520.3900	Oper Exp Subs, Publications, Access Fees	.00
520.4022	Oper Exp Engineering Services	.00



Budget Worksheet Report

Budget Year 2022

520.4023	Oper Exp Development Review Services	.00
520.4212	Oper Exp Wireless Internet Service	.00
520.4350	Oper Exp Printing	.00
520.4540	Oper Exp Vehicle Repair & Maintenance	.00
520.4800	Oper Exp Bond Premium / Issue Costs	.00
520.4810	Oper Exp Membership Dues & Licenses	.00
520.4812	Oper Exp Training & Conferences	.00
520.4825	Oper Exp Insurance - Fleet	.00
	<i>Operations Totals</i>	\$0.00
	<i>Operations - Non Capital Assets</i>	
520.3657	Oper Exp Controlled Assets	.00
	<i>Operations - Non Capital Assets Totals</i>	\$0.00
	<i>Capital Outlay</i>	
595.5730	Capital Outlay Vehicles	.00
	<i>Capital Outlay Totals</i>	\$0.00
	SUB-DEPARTMENT 00 - GENERAL Totals	\$0.00
	DEPT OR SOURCE 410 - COUNTY ENGINEER Totals	\$0.00
	DEPT OR SOURCE 426 - COUNTY COURT AT LAW	
	<i>Personnel Services</i>	
410.1010	Elected Officials Salary	157,000.00
410.1610	Elected Officials Longevity	1,325.00
430.1030	Employees Salaried Exempt	74,000.00
430.1040	Employees Hourly Employees	57,838.00
430.1595	Employees Part-time employees	31,200.00
430.1597	Employees Visiting Judges	7,000.00
430.1610	Employees Longevity	2,520.00
450.2010	Benefits Social Security/Medicare	24,102.00
450.2020	Benefits Group Medical Insurance	31,824.00
450.2030	Benefits Retirement	39,902.00
450.2040	Benefits Worker's Compensation Insurance	423.00
	<i>Personnel Services Totals</i>	\$427,134.00



Budget Worksheet Report

Budget Year 2022

Operations

520.3100	Oper Exp Office Supplies / Minor Eqpt	3,000.00
520.3110	Oper Exp Postage	800.00
520.3900	Oper Exp Subs, Publications, Access Fees	750.00
520.4006	Oper Exp Court Appointed Attorney	75,000.00
520.4007	Oper Exp Court Reporter	350.00
520.4014	Oper Exp Drug Court Atty Team Meetings	6,000.00
520.4015	Oper Exp Witness / Trial Expenses	7,500.00
520.4062	Oper Exp Guardian Ad-Litem	.00
520.4064	Oper Exp Attorney Ad-Litem	1,000.00
520.4065	Oper Exp Attorney - Amicus	.00
520.4260	Oper Exp Mileage/Travel non training	500.00
520.4350	Oper Exp Printing	400.00
520.4522	Oper Exp Copier Maintenance Agreements	734.00
520.4800	Oper Exp Bond Premium / Issue Costs	.00
520.4810	Oper Exp Membership Dues & Licenses	665.00
520.4812	Oper Exp Training & Conferences	3,000.00
520.4813	Oper Exp Probate Continuing Education	1,000.00
520.4853	Oper Exp Petit Jurors	6,000.00
520.4857	Oper Exp Visiting Judges	1,500.00
520.4984	Oper Exp 3rd Administrative Jud Dist fee	1,013.00
<i>Operations Totals</i>		<hr/> \$109,212.00

Operations - Non Capital Assets

520.3657	Oper Exp Controlled Assets	.00
<i>Operations - Non Capital Assets Totals</i>		<hr/> \$0.00

DEPT OR SOURCE **426 - COUNTY COURT AT LAW** Totals **\$536,346.00**

DEPT OR SOURCE **427 - COUNTY COURT AT LAW NO. 2**

Personnel Services

410.1010	Elected Officials Salary	157,000.00
410.1610	Elected Officials Longevity	.00
430.1030	Employees Salaried Exempt	74,000.00



Budget Worksheet Report

Budget Year 2022

430.1040	Employees Hourly Employees	57,838.00
430.1597	Employees Visiting Judges	7,000.00
430.1610	Employees Longevity	4,340.00
450.2010	Benefits Social Security/Medicare	22,083.00
450.2020	Benefits Group Medical Insurance	31,824.00
450.2030	Benefits Retirement	36,120.00
450.2040	Benefits Worker's Compensation Insurance	383.00
	<i>Personnel Services Totals</i>	<hr/> \$390,588.00
<i>Operations</i>		
520.3100	Oper Exp Office Supplies / Minor Eqpt	1,500.00
520.3110	Oper Exp Postage	2,000.00
520.3900	Oper Exp Subs, Publications, Access Fees	1,000.00
520.4006	Oper Exp Court Appointed Attorney	75,000.00
520.4007	Oper Exp Court Reporter	1,000.00
520.4014	Oper Exp Drug Court Atty Team Meetings	6,000.00
520.4015	Oper Exp Witness / Trial Expenses	10,000.00
520.4350	Oper Exp Printing	1,800.00
520.4522	Oper Exp Copier Maintenance Agreements	500.00
520.4800	Oper Exp Bond Premium / Issue Costs	2,500.00
520.4810	Oper Exp Membership Dues & Licenses	1,000.00
520.4812	Oper Exp Training & Conferences	3,500.00
520.4853	Oper Exp Petit Jurors	8,000.00
520.4857	Oper Exp Visiting Judges	500.00
520.4984	Oper Exp 3rd Administrative Jud Dist fee	1,013.00
	<i>Operations Totals</i>	<hr/> \$115,313.00
<i>Operations - Non Capital Assets</i>		
520.3657	Oper Exp Controlled Assets	.00
	<i>Operations - Non Capital Assets Totals</i>	<hr/> \$0.00
<i>Capital Outlay</i>		
595.5720	Capital Outlay Office Furniture & Equipment	3,500.00
	<i>Capital Outlay Totals</i>	<hr/> \$3,500.00



Budget Worksheet Report

Budget Year 2022

DEPT OR SOURCE 427 - COUNTY COURT AT LAW NO. 2		\$509,401.00
<hr/>		
DEPT OR SOURCE 430 - BOND OFFICE / MAGISTRATE		
<i>Personnel Services</i>		
420.1020	Appointed Officials Salary	.00
420.1023	Appointed Officials Cell Phone Allowance	.00
420.1610	Appointed Officials Longevity	.00
430.1030	Employees Salaried Exempt	.00
430.1040	Employees Hourly Employees	.00
430.1053	Employees Cell Phone Allowance	.00
430.1595	Employees Part-time employees	.00
430.1610	Employees Longevity	.00
450.2010	Benefits Social Security/Medicare	.00
450.2020	Benefits Group Medical Insurance	.00
450.2030	Benefits Retirement	.00
450.2040	Benefits Worker's Compensation Insurance	.00
<i>Personnel Services Totals</i>		<hr/> \$0.00
<i>Operations</i>		
520.3100	Oper Exp Office Supplies / Minor Eqpt	.00
520.3110	Oper Exp Postage	.00
520.4212	Oper Exp Wireless Internet Service	.00
520.4350	Oper Exp Printing	.00
520.4800	Oper Exp Bond Premium / Issue Costs	.00
520.4810	Oper Exp Membership Dues & Licenses	.00
520.4812	Oper Exp Training & Conferences	.00
<i>Operations Totals</i>		<hr/> \$0.00
<i>Operations - Non Capital Assets</i>		
520.3657	Oper Exp Controlled Assets	.00
<i>Operations - Non Capital Assets Totals</i>		<hr/> \$0.00
DEPT OR SOURCE 430 - BOND OFFICE / MAGISTRATE Totals		<hr/> \$0.00
<hr/>		
DEPT OR SOURCE 435 - COMBINED DISTRICT COURT		
<i>Personnel Services</i>		



Budget Worksheet Report

Budget Year 2022

410.1010	Elected Officials Salary	16,800.00
430.1053	Employees Cell Phone Allowance	720.00
430.1595	Employees Part-time employees	32,000.00
430.1597	Employees Visiting Judges	13,000.00
430.1610	Employees Longevity	.00
450.2010	Benefits Social Security/Medicare	4,783.00
450.2030	Benefits Retirement	6,101.00
450.2040	Benefits Worker's Compensation Insurance	42.00
	<i>Personnel Services Totals</i>	<hr/> \$73,446.00
<i>Operations</i>		
520.3100	Oper Exp Office Supplies / Minor Eqpt	350.00
520.3340	Oper Exp Miscellaneous	2,000.00
520.4003	Oper Exp Criminal Defense Capital Murder	310,000.00
520.4006	Oper Exp Court Appointed Attorney	650,000.00
520.4007	Oper Exp Court Reporter	50,000.00
520.4008	Oper Exp Juv Court Appointed Attorney	66,000.00
520.4009	Oper Exp CPS Court Expenses	350,000.00
520.4015	Oper Exp Witness / Trial Expenses	180,000.00
520.4212	Oper Exp Wireless Internet Service	100.00
520.4350	Oper Exp Printing	500.00
520.4520	Oper Exp Repair Office & Misc Equipment	250.00
520.4812	Oper Exp Training & Conferences	1,000.00
520.4850	Oper Exp Juror Meals & Expenses	15,000.00
520.4851	Oper Exp Grand Jurors	6,000.00
520.4853	Oper Exp Petit Jurors	85,000.00
520.4857	Oper Exp Visiting Judges	4,000.00
	<i>Operations Totals</i>	<hr/> \$1,720,200.00
	DEPT OR SOURCE 435 - COMBINED DISTRICT COURT Totals	<hr/> \$1,793,646.00
	DEPT OR SOURCE 436 - 25TH JUDICIAL DISTRICT	
	<i>Personnel Services</i>	
430.1030	Employees Salaried Exempt	86,997.00



Budget Worksheet Report

Budget Year 2022

430.1040	Employees Hourly Employees	57,838.00
430.1610	Employees Longevity	3,385.00
450.2010	Benefits Social Security/Medicare	11,339.00
450.2020	Benefits Group Medical Insurance	21,216.00
450.2030	Benefits Retirement	18,261.00
450.2040	Benefits Worker's Compensation Insurance	194.00
<i>Personnel Services Totals</i>		\$199,230.00
 <i>Operations</i>		
520.3100	Oper Exp Office Supplies / Minor Eqpt	1,800.00
520.3110	Oper Exp Postage	650.00
520.3340	Oper Exp Miscellaneous	200.00
520.3900	Oper Exp Subs, Publications, Access Fees	950.00
520.4350	Oper Exp Printing	500.00
520.4520	Oper Exp Repair Office & Misc Equipment	200.00
520.4800	Oper Exp Bond Premium / Issue Costs	100.00
520.4810	Oper Exp Membership Dues & Licenses	500.00
520.4812	Oper Exp Training & Conferences	3,500.00
520.4980	Oper Exp Court Reporter Expenses	3,300.00
520.4984	Oper Exp 3rd Administrative Jud Dist fee	1,100.00
<i>Operations Totals</i>		\$12,800.00
 <i>Operations - Non Capital Assets</i>		
520.3657	Oper Exp Controlled Assets	.00
<i>Operations - Non Capital Assets Totals</i>		\$0.00
DEPT OR SOURCE 436 - 25TH JUDICIAL DISTRICT Totals		\$212,030.00

DEPT OR SOURCE **437 - 274TH JUDICIAL DISTRICT COURT**

Personnel Services

430.1030	Employees Salaried Exempt	44,395.00
430.1040	Employees Hourly Employees	57,838.00
430.1610	Employees Longevity	3,925.00
450.2010	Benefits Social Security/Medicare	8,121.00
450.2020	Benefits Group Medical Insurance	21,216.00



Budget Worksheet Report

Budget Year 2022

450.2030	Benefits Retirement	13,079.00
450.2040	Benefits Worker's Compensation Insurance	139.00
	<i>Personnel Services Totals</i>	<hr/> \$148,713.00
<i>Operations</i>		
520.3100	Oper Exp Office Supplies / Minor Eqpt	1,000.00
520.3110	Oper Exp Postage	250.00
520.3900	Oper Exp Subs, Publications, Access Fees	200.00
520.4260	Oper Exp Mileage/Travel non training	100.00
520.4350	Oper Exp Printing	450.00
520.4520	Oper Exp Repair Office & Misc Equipment	1,050.00
520.4800	Oper Exp Bond Premium / Issue Costs	71.00
520.4810	Oper Exp Membership Dues & Licenses	600.00
520.4812	Oper Exp Training & Conferences	3,500.00
520.4980	Oper Exp Court Reporter Expenses	2,200.00
520.4984	Oper Exp 3rd Administrative Jud Dist fee	1,013.00
	<i>Operations Totals</i>	<hr/> \$10,434.00
<i>Operations - Non Capital Assets</i>		
520.3657	Oper Exp Controlled Assets	.00
	<i>Operations - Non Capital Assets Totals</i>	<hr/> \$0.00
<hr/>		
DEPT OR SOURCE	437 - 274TH JUDICIAL DISTRICT COURT	\$159,147.00
DEPT OR SOURCE	438 - 2ND 25TH JUDICIAL DISTRICT	
<i>Personnel Services</i>		
430.1030	Employees Salaried Exempt	86,997.00
430.1040	Employees Hourly Employees	57,838.00
430.1610	Employees Longevity	2,600.00
450.2010	Benefits Social Security/Medicare	11,279.00
450.2020	Benefits Group Medical Insurance	21,216.00
450.2030	Benefits Retirement	18,164.00
450.2040	Benefits Worker's Compensation Insurance	193.00
	<i>Personnel Services Totals</i>	<hr/> \$198,287.00
<i>Operations</i>		



Budget Worksheet Report

Budget Year 2022

520.3100	Oper Exp Office Supplies / Minor Eqpt	1,600.00
520.3110	Oper Exp Postage	200.00
520.3340	Oper Exp Miscellaneous	100.00
520.3900	Oper Exp Subs, Publications, Access Fees	1,300.00
520.4350	Oper Exp Printing	700.00
520.4520	Oper Exp Repair Office & Misc Equipment	100.00
520.4800	Oper Exp Bond Premium / Issue Costs	71.00
520.4810	Oper Exp Membership Dues & Licenses	600.00
520.4812	Oper Exp Training & Conferences	3,500.00
520.4980	Oper Exp Court Reporter Expenses	1,900.00
520.4984	Oper Exp 3rd Administrative Jud Dist fee	1,100.00
<i>Operations Totals</i>		<u>\$11,171.00</u>

Operations - Non Capital Assets

520.3657	Oper Exp Controlled Assets	.00
<i>Operations - Non Capital Assets Totals</i>		<u>\$0.00</u>

DEPT OR SOURCE **438 - 2ND 25TH JUDICIAL DISTRICT** \$209,458.00

DEPT OR SOURCE **439 - 456TH DISTRICT COURT**

Personnel Services

430.1030	Employees Salaried Exempt	86,997.00
430.1040	Employees Hourly Employees	57,838.00
430.1610	Employees Longevity	1,470.00
450.2010	Benefits Social Security/Medicare	11,192.00
450.2020	Benefits Group Medical Insurance	21,216.00
450.2030	Benefits Retirement	18,025.00
450.2040	Benefits Worker's Compensation Insurance	191.00
<i>Personnel Services Totals</i>		<u>\$196,929.00</u>

Operations

520.3100	Oper Exp Office Supplies / Minor Eqpt	2,500.00
520.3110	Oper Exp Postage	250.00
520.3340	Oper Exp Miscellaneous	500.00
520.3900	Oper Exp Subs, Publications, Access Fees	900.00



Budget Worksheet Report

Budget Year 2022

520.4350	Oper Exp Printing	500.00
520.4520	Oper Exp Repair Office & Misc Equipment	100.00
520.4810	Oper Exp Membership Dues & Licenses	500.00
520.4812	Oper Exp Training & Conferences	3,500.00
520.4980	Oper Exp Court Reporter Expenses	1,500.00
520.4984	Oper Exp 3rd Administrative Jud Dist fee	1,100.00
<i>Operations Totals</i>		<u>\$11,350.00</u>

Operations - Non Capital Assets

520.3657	Oper Exp Controlled Assets	.00
<i>Operations - Non Capital Assets Totals</i>		<u>\$0.00</u>

DEPT OR SOURCE **439 - 456TH DISTRICT COURT** Totals \$208,279.00

DEPT OR SOURCE **450 - DISTRICT CLERK**

SUB-DEPARTMENT **00 - GENERAL**

Personnel Services

410.1010	Elected Officials Salary	81,314.00
410.1610	Elected Officials Longevity	2,415.00
430.1040	Employees Hourly Employees	601,765.00
430.1595	Employees Part-time employees	37,400.00
430.1610	Employees Longevity	19,460.00
450.2010	Benefits Social Security/Medicare	56,790.00
450.2020	Benefits Group Medical Insurance	169,728.00
450.2030	Benefits Retirement	91,458.00
450.2040	Benefits Worker's Compensation Insurance	964.00
<i>Personnel Services Totals</i>		<u>\$1,061,294.00</u>

Operations

520.3100	Oper Exp Office Supplies / Minor Eqpt	17,000.00
520.3110	Oper Exp Postage	45,916.00
520.3340	Oper Exp Miscellaneous	900.00
520.3900	Oper Exp Subs, Publications, Access Fees	600.00
520.4260	Oper Exp Mileage/Travel non training	500.00
520.4350	Oper Exp Printing	7,500.00



Budget Worksheet Report

Budget Year 2022

520.4520	Oper Exp Repair Office & Misc Equipment	500.00
520.4522	Oper Exp Copier Maintenance Agreements	900.00
520.4621	Oper Exp Lease - Copier	7,000.00
520.4622	Oper Exp Lease/Rent - Postage Machine	.00
520.4810	Oper Exp Membership Dues & Licenses	225.00
520.4812	Oper Exp Training & Conferences	9,500.00
	<i>Operations Totals</i>	<hr/> \$90,541.00
	<i>Operations - Non Capital Assets</i>	
520.3657	Oper Exp Controlled Assets	1,750.00
	<i>Operations - Non Capital Assets Totals</i>	<hr/> \$1,750.00
	<i>Capital Outlay</i>	
595.5720	Capital Outlay Office Furniture & Equipment	.00
	<i>Capital Outlay Totals</i>	<hr/> \$0.00
	SUB-DEPARTMENT 00 - GENERAL Totals	<hr/> \$1,153,585.00
	DEPT OR SOURCE 450 - DISTRICT CLERK Totals	<hr/> \$1,153,585.00
	DEPT OR SOURCE 451 - JUSTICE OF THE PEACE, PRECINCT 1	
	<i>Personnel Services</i>	
410.1010	Elected Officials Salary	68,043.00
410.1012	Elected Officials Auto Allowance	6,000.00
410.1610	Elected Officials Longevity	2,365.00
430.1040	Employees Hourly Employees	215,753.00
430.1595	Employees Part-time employees	20,283.00
430.1610	Employees Longevity	10,055.00
450.2010	Benefits Social Security/Medicare	24,671.00
450.2020	Benefits Group Medical Insurance	63,648.00
450.2030	Benefits Retirement	39,732.00
450.2040	Benefits Worker's Compensation Insurance	421.00
	<i>Personnel Services Totals</i>	<hr/> \$450,971.00
	<i>Operations</i>	
520.3100	Oper Exp Office Supplies / Minor Eqpt	5,000.00
520.3110	Oper Exp Postage	4,000.00



Budget Worksheet Report

Budget Year 2022

520.3900	Oper Exp Subs, Publications, Access Fees	200.00
520.4260	Oper Exp Mileage/Travel non training	200.00
520.4350	Oper Exp Printing	800.00
520.4400	Oper Exp Electric Service & Garbage	10,000.00
520.4420	Oper Exp Water - Utilities	1,000.00
520.4520	Oper Exp Repair Office & Misc Equipment	600.00
520.4522	Oper Exp Copier Maintenance Agreements	100.00
520.4622	Oper Exp Lease/Rent - Postage Machine	1,500.00
520.4800	Oper Exp Bond Premium / Issue Costs	300.00
520.4810	Oper Exp Membership Dues & Licenses	500.00
520.4812	Oper Exp Training & Conferences	5,000.00
520.4853	Oper Exp Petit Jurors	3,000.00
	<i>Operations Totals</i>	<u>\$32,200.00</u>
	<i>Operations - Non Capital Assets</i>	
520.3657	Oper Exp Controlled Assets	.00
	<i>Operations - Non Capital Assets Totals</i>	<u>\$0.00</u>
	DEPT OR SOURCE 451 - JUSTICE OF THE PEACE, PRECINCT	\$483,171.00
	DEPT OR SOURCE 452 - JUSTICE OF THE PEACE, PRECINCT 2	
	<i>Personnel Services</i>	
410.1010	Elected Officials Salary	66,043.00
410.1012	Elected Officials Auto Allowance	5,000.00
410.1610	Elected Officials Longevity	1,645.00
430.1040	Employees Hourly Employees	41,259.00
430.1595	Employees Part-time employees	.00
430.1598	Employees Temporary Employees	.00
430.1610	Employees Longevity	1,200.00
450.2010	Benefits Social Security/Medicare	8,809.00
450.2020	Benefits Group Medical Insurance	21,216.00
450.2030	Benefits Retirement	14,186.00
450.2040	Benefits Worker's Compensation Insurance	150.00
	<i>Personnel Services Totals</i>	<u>\$159,508.00</u>



Budget Worksheet Report

Budget Year 2022

Operations

520.3100	Oper Exp Office Supplies / Minor Eqpt	2,000.00
520.3110	Oper Exp Postage	1,500.00
520.4260	Oper Exp Mileage/Travel non training	.00
520.4350	Oper Exp Printing	500.00
520.4800	Oper Exp Bond Premium / Issue Costs	200.00
520.4810	Oper Exp Membership Dues & Licenses	200.00
520.4812	Oper Exp Training & Conferences	1,000.00
520.4853	Oper Exp Petit Jurors	100.00

Operations Totals

 \$5,500.00

Operations - Non Capital Assets

520.3657	Oper Exp Controlled Assets	.00
----------	----------------------------	-----

Operations - Non Capital Assets Totals

 \$0.00

DEPT OR SOURCE **452 - JUSTICE OF THE PEACE, PRECINCT**

 \$165,008.00

DEPT OR SOURCE **453 - JUSTICE OF THE PEACE, PRECINCT 3**

Personnel Services


410.1010	Elected Officials Salary	66,043.00
410.1012	Elected Officials Auto Allowance	5,000.00
410.1023	Elected Officials Cell Phone Allowance	720.00
410.1610	Elected Officials Longevity	1,900.00
430.1040	Employees Hourly Employees	90,828.00
430.1595	Employees Part-time employees	16,025.00
430.1610	Employees Longevity	3,095.00
450.2010	Benefits Social Security/Medicare	14,046.00
450.2020	Benefits Group Medical Insurance	31,824.00
450.2030	Benefits Retirement	22,621.00
450.2040	Benefits Worker's Compensation Insurance	240.00

Personnel Services Totals

 \$252,342.00

Operations

520.3100	Oper Exp Office Supplies / Minor Eqpt	2,500.00
520.3110	Oper Exp Postage	2,000.00



Budget Worksheet Report

Budget Year 2022

520.3900	Oper Exp Subs, Publications, Access Fees	300.00
520.4212	Oper Exp Wireless Internet Service	.00
520.4260	Oper Exp Mileage/Travel non training	800.00
520.4350	Oper Exp Printing	1,500.00
520.4520	Oper Exp Repair Office & Misc Equipment	1,000.00
520.4622	Oper Exp Lease/Rent - Postage Machine	840.00
520.4800	Oper Exp Bond Premium / Issue Costs	50.00
520.4810	Oper Exp Membership Dues & Licenses	100.00
520.4812	Oper Exp Training & Conferences	5,000.00
520.4853	Oper Exp Petit Jurors	1,000.00
<i>Operations Totals</i>		\$15,090.00
<i>Operations - Non Capital Assets</i>		
520.3657	Oper Exp Controlled Assets	.00
<i>Operations - Non Capital Assets Totals</i>		\$0.00
DEPT OR SOURCE 453 - JUSTICE OF THE PEACE, PRECINCT		\$267,432.00
DEPT OR SOURCE 454 - JUSTICE OF THE PEACE, PRECINCT 4		
<i>Personnel Services</i>		
410.1010	Elected Officials Salary	66,043.00
410.1012	Elected Officials Auto Allowance	5,000.00
410.1023	Elected Officials Cell Phone Allowance	720.00
410.1610	Elected Officials Longevity	2,670.00
430.1040	Employees Hourly Employees	129,665.00
430.1595	Employees Part-time employees	16,025.00
430.1610	Employees Longevity	3,280.00
450.2010	Benefits Social Security/Medicare	17,090.00
450.2020	Benefits Group Medical Insurance	42,432.00
450.2030	Benefits Retirement	27,523.00
450.2040	Benefits Worker's Compensation Insurance	291.00
<i>Personnel Services Totals</i>		\$310,739.00
<i>Operations</i>		
520.3100	Oper Exp Office Supplies / Minor Eqpt	3,200.00



Budget Worksheet Report

Budget Year 2022

520.3110	Oper Exp Postage	2,000.00
520.3900	Oper Exp Subs, Publications, Access Fees	500.00
520.4205	Oper Exp Cell Phone	.00
520.4212	Oper Exp Wireless Internet Service	500.00
520.4260	Oper Exp Mileage/Travel non training	100.00
520.4350	Oper Exp Printing	850.00
520.4400	Oper Exp Electric Service & Garbage	5,500.00
520.4420	Oper Exp Water - Utilities	700.00
520.4500	Oper Exp Repair Building Structures	200.00
520.4520	Oper Exp Repair Office & Misc Equipment	200.00
520.4522	Oper Exp Copier Maintenance Agreements	.00
520.4800	Oper Exp Bond Premium / Issue Costs	250.00
520.4810	Oper Exp Membership Dues & Licenses	525.00
520.4812	Oper Exp Training & Conferences	6,000.00
520.4853	Oper Exp Petit Jurors	5,000.00
	<i>Operations Totals</i>	<hr/> \$25,525.00
	<i>Operations - Non Capital Assets</i>	
520.3657	Oper Exp Controlled Assets	.00
	<i>Operations - Non Capital Assets Totals</i>	<hr/> \$0.00
	DEPT OR SOURCE 454 - JUSTICE OF THE PEACE, PRECINCT	<hr/> \$336,264.00
	DEPT OR SOURCE 475 - COUNTY ATTORNEY	
	<i>Personnel Services</i>	
410.1010	Elected Officials Salary	18,000.00
410.1011	Elected Officials State Salary Supplement	.00
410.1610	Elected Officials Longevity	1,525.00
430.1030	Employees Salaried Exempt	1,127,993.00
430.1040	Employees Hourly Employees	996,795.00
430.1053	Employees Cell Phone Allowance	2,880.00
430.1054	Employees Certification Supplement	10,400.00
430.1598	Employees Temporary Employees	.00
430.1610	Employees Longevity	46,200.00



Budget Worksheet Report

Budget Year 2022

430.1611	Employees Assistant Prosecutors Longevity	24,000.00
440.1625	Other Pay Uniform/Clothing/Boot Allowance	1,800.00
450.2010	Benefits Social Security/Medicare	170,425.00
450.2020	Benefits Group Medical Insurance	339,456.00
450.2030	Benefits Retirement	274,686.00
450.2040	Benefits Worker's Compensation Insurance	7,620.00
<i>Personnel Services Totals</i>		\$3,021,780.00

Operations

520.3100	Oper Exp Office Supplies / Minor Eqpt	10,000.00
520.3110	Oper Exp Postage	500.00
520.3300	Oper Exp Fuel	5,500.00
520.3340	Oper Exp Miscellaneous	1,000.00
520.3857	Oper Exp Law Books/CD's	.00
520.3900	Oper Exp Subs, Publications, Access Fees	120.00
520.4013	Oper Exp Sexual Assault Exams	2,500.00
520.4015	Oper Exp Witness / Trial Expenses	60,000.00
520.4017	Oper Exp Investigation Expenses	20,000.00
520.4205	Oper Exp Cell Phone	1,200.00
520.4260	Oper Exp Mileage/Travel non training	1,500.00
520.4350	Oper Exp Printing	7,000.00
520.4520	Oper Exp Repair Office & Misc Equipment	3,000.00
520.4540	Oper Exp Vehicle Repair & Maintenance	2,500.00
520.4800	Oper Exp Bond Premium / Issue Costs	600.00
520.4810	Oper Exp Membership Dues & Licenses	8,200.00
520.4812	Oper Exp Training & Conferences	5,000.00
520.4825	Oper Exp Insurance - Fleet	950.00
<i>Operations Totals</i>		\$129,570.00

Operations - Non Capital Assets

520.3657	Oper Exp Controlled Assets	.00
<i>Operations - Non Capital Assets Totals</i>		\$0.00

Capital Outlay



Budget Worksheet Report

Budget Year 2022

595.5720	Capital Outlay Office Furniture & Equipment	.00
	<i>Capital Outlay Totals</i>	<u>\$0.00</u>
	DEPT OR SOURCE 475 - COUNTY ATTORNEY Totals	<u>\$3,151,350.00</u>

DEPT OR SOURCE 490 - ELECTION ADMINISTRATION

Personnel Services

420.1020	Appointed Officials Salary	81,000.00
420.1022	Appointed Officials Auto Allowance	4,000.00
420.1023	Appointed Officials Cell Phone Allowance	.00
420.1610	Appointed Officials Longevity	1,385.00
430.1040	Employees Hourly Employees	276,493.00
430.1315	Employees Election Early Voting Clerks	87,600.00
430.1595	Employees Part-time employees	.00
430.1598	Employees Temporary Employees	10,000.00
430.1610	Employees Longevity	8,535.00
440.1600	Other Pay Overtime	8,000.00
450.2010	Benefits Social Security/Medicare	36,491.00
450.2020	Benefits Group Medical Insurance	84,864.00
450.2030	Benefits Retirement	46,744.00
450.2040	Benefits Worker's Compensation Insurance	651.00
	<i>Personnel Services Totals</i>	<u>\$645,763.00</u>

Operations

520.3100	Oper Exp Office Supplies / Minor Eqpt	10,000.00
520.3110	Oper Exp Postage	40,000.00
520.3900	Oper Exp Subs, Publications, Access Fees	130.00
520.4212	Oper Exp Wireless Internet Service	7,000.00
520.4260	Oper Exp Mileage/Travel non training	300.00
520.4350	Oper Exp Printing	9,000.00
520.4400	Oper Exp Electric Service & Garbage	6,500.00
520.4420	Oper Exp Water - Utilities	1,350.00
520.4520	Oper Exp Repair Office & Misc Equipment	4,000.00
520.4523	Oper Exp Software Maintenance/License	7,000.00



Budget Worksheet Report

Budget Year 2022

520.4622	Oper Exp Lease/Rent - Postage Machine	1,200.00
520.4635	Oper Exp Lease - Alarm System	500.00
520.4800	Oper Exp Bond Premium / Issue Costs	70.00
520.4810	Oper Exp Membership Dues & Licenses	1,000.00
520.4812	Oper Exp Training & Conferences	7,440.00
535.4300	Election Expenses Legal Publication Notices	1,500.00
535.4350	Election Expenses Printing	9,000.00
535.4840	Election Expenses Miscellaneous Election Expenses	27,500.00
535.4844	Election Expenses Election Judges & Clerks	75,000.00
535.4845	Election Expenses Election Ballots	10,000.00
535.4846	Election Expenses Election Supplies	10,000.00
535.4847	Election Expenses Election Equipment	1,500.00
535.4849	Election Expenses Truck Rental	1,500.00
536.4812	Chapter 19 Expenses Chapter 19 Expenses	.00
	<i>Operations Totals</i>	\$231,490.00
	<i>Operations - Non Capital Assets</i>	
520.3657	Oper Exp Controlled Assets	.00
	<i>Operations - Non Capital Assets Totals</i>	\$0.00
	<i>Capital Outlay</i>	
595.5720	Capital Outlay Office Furniture & Equipment	.00
	<i>Capital Outlay Totals</i>	\$0.00
	DEPT OR SOURCE 490 - ELECTION ADMINISTRATION Totals	\$877,253.00
	DEPT OR SOURCE 493 - HUMAN RESOURCES	
	<i>Personnel Services</i>	
420.1020	Appointed Officials Salary	74,531.00
420.1022	Appointed Officials Auto Allowance	.00
420.1610	Appointed Officials Longevity	.00
430.1040	Employees Hourly Employees	180,049.00
430.1610	Employees Longevity	5,355.00
450.2010	Benefits Social Security/Medicare	19,885.00
450.2020	Benefits Group Medical Insurance	53,040.00



Budget Worksheet Report

Budget Year 2022

450.2030	Benefits Retirement	32,024.00
450.2040	Benefits Worker's Compensation Insurance	340.00
<i>Personnel Services Totals</i>		\$365,224.00

Operations

520.3100	Oper Exp Office Supplies / Minor Eqpt	3,000.00
520.3110	Oper Exp Postage	400.00
520.3550	Oper Exp Safety Equipment / Supplies	1,000.00
520.3900	Oper Exp Subs, Publications, Access Fees	450.00
520.4054	Oper Exp Pre-employment/employee physical	5,000.00
520.4300	Oper Exp Advertising & Legal Notices	20,000.00
520.4350	Oper Exp Printing	800.00
520.4520	Oper Exp Repair Office & Misc Equipment	100.00
520.4522	Oper Exp Copier Maintenance Agreements	.00
520.4621	Oper Exp Lease - Copier	4,800.00
520.4800	Oper Exp Bond Premium / Issue Costs	100.00
520.4810	Oper Exp Membership Dues & Licenses	500.00
520.4812	Oper Exp Training & Conferences	10,000.00
520.4818	Oper Exp Wellness Training	800.00
580.4991	Other Services Recognition Awards	15,000.00
<i>Operations Totals</i>		\$61,950.00

Operations - Non Capital Assets

520.3657	Oper Exp Controlled Assets	.00
<i>Operations - Non Capital Assets Totals</i>		\$0.00

DEPT OR SOURCE **493 - HUMAN RESOURCES** Totals **\$427,174.00**

DEPT OR SOURCE **495 - COUNTY AUDITOR**

Personnel Services

420.1020	Appointed Officials Salary	111,920.00
420.1610	Appointed Officials Longevity	2,615.00
430.1030	Employees Salaried Exempt	86,643.00
430.1040	Employees Hourly Employees	383,901.00
430.1595	Employees Part-time employees	88,100.00



Budget Worksheet Report

Budget Year 2022

430.1598	Employees Temporary Employees	6,200.00
430.1610	Employees Longevity	9,980.00
450.2010	Benefits Social Security/Medicare	52,736.00
450.2020	Benefits Group Medical Insurance	95,472.00
450.2030	Benefits Retirement	84,165.00
450.2040	Benefits Worker's Compensation Insurance	901.00
<i>Personnel Services Totals</i>		\$922,633.00

Operations

520.3100	Oper Exp Office Supplies / Minor Eqpt	8,500.00
520.3110	Oper Exp Postage	400.00
520.3900	Oper Exp Subs, Publications, Access Fees	2,650.00
520.4212	Oper Exp Wireless Internet Service	720.00
520.4260	Oper Exp Mileage/Travel non training	650.00
520.4350	Oper Exp Printing	1,400.00
520.4520	Oper Exp Repair Office & Misc Equipment	350.00
520.4522	Oper Exp Copier Maintenance Agreements	2,100.00
520.4800	Oper Exp Bond Premium / Issue Costs	50.00
520.4810	Oper Exp Membership Dues & Licenses	2,200.00
520.4812	Oper Exp Training & Conferences	16,900.00
<i>Operations Totals</i>		\$35,920.00

Operations - Non Capital Assets

520.3657	Oper Exp Controlled Assets	.00
<i>Operations - Non Capital Assets Totals</i>		\$0.00

Capital Outlay

595.5720	Capital Outlay Office Furniture & Equipment	.00
<i>Capital Outlay Totals</i>		\$0.00

DEPT OR SOURCE **495 - COUNTY AUDITOR** Totals **\$958,553.00**

DEPT OR SOURCE **496 - PURCHASING**

Personnel Services

420.1020	Appointed Officials Salary	81,000.00
420.1022	Appointed Officials Auto Allowance	3,000.00



Budget Worksheet Report

Budget Year 2022

420.1610	Appointed Officials Longevity	1,000.00
430.1040	Employees Hourly Employees	144,616.00
430.1610	Employees Longevity	2,000.00
450.2010	Benefits Social Security/Medicare	17,719.00
450.2020	Benefits Group Medical Insurance	53,040.00
450.2030	Benefits Retirement	28,535.00
450.2040	Benefits Worker's Compensation Insurance	303.00
<i>Personnel Services Totals</i>		<u>\$331,213.00</u>

Operations

520.3100	Oper Exp Office Supplies / Minor Eqpt	7,000.00
520.3110	Oper Exp Postage	600.00
520.3900	Oper Exp Subs, Publications, Access Fees	800.00
520.4260	Oper Exp Mileage/Travel non training	500.00
520.4350	Oper Exp Printing	600.00
520.4522	Oper Exp Copier Maintenance Agreements	1,000.00
520.4800	Oper Exp Bond Premium / Issue Costs	50.00
520.4810	Oper Exp Membership Dues & Licenses	1,870.00
520.4812	Oper Exp Training & Conferences	12,000.00
<i>Operations Totals</i>		<u>\$24,420.00</u>

Operations - Non Capital Assets

520.3657	Oper Exp Controlled Assets	3,000.00
<i>Operations - Non Capital Assets Totals</i>		<u>\$3,000.00</u>

Capital Outlay

595.5720	Capital Outlay Office Furniture & Equipment	.00
<i>Capital Outlay Totals</i>		<u>\$0.00</u>

DEPT OR SOURCE **496 - PURCHASING** Totals \$358,633.00

DEPT OR SOURCE **497 - COUNTY TREASURER**

Personnel Services

410.1010	Elected Officials Salary	83,884.00
410.1610	Elected Officials Longevity	2,690.00
430.1040	Employees Hourly Employees	193,370.00



Budget Worksheet Report

Budget Year 2022

430.1610	Employees Longevity	3,960.00
450.2010	Benefits Social Security/Medicare	21,719.00
450.2020	Benefits Group Medical Insurance	53,040.00
450.2030	Benefits Retirement	34,977.00
450.2040	Benefits Worker's Compensation Insurance	371.00

Personnel Services Totals \$394,011.00

Operations

520.3100	Oper Exp Office Supplies / Minor Eqpt	7,000.00
520.3110	Oper Exp Postage	6,900.00
520.3900	Oper Exp Subs, Publications, Access Fees	200.00
520.4160	Oper Exp Bank Service Charges	100.00
520.4260	Oper Exp Mileage/Travel non training	.00
520.4350	Oper Exp Printing	1,300.00
520.4520	Oper Exp Repair Office & Misc Equipment	4,400.00
520.4800	Oper Exp Bond Premium / Issue Costs	2,100.00
520.4810	Oper Exp Membership Dues & Licenses	1,200.00
520.4812	Oper Exp Training & Conferences	11,000.00

Operations Totals \$34,200.00

Operations - Non Capital Assets

520.3657	Oper Exp Controlled Assets	.00
----------	----------------------------	-----

Operations - Non Capital Assets Totals \$0.00

DEPT OR SOURCE **497 - COUNTY TREASURER** Totals \$428,211.00

DEPT OR SOURCE **499 - TAX ASSESSOR COLLECTOR**

SUB-DEPARTMENT **00 - GENERAL**

Personnel Services

410.1010	Elected Officials Salary	82,342.00
410.1012	Elected Officials Auto Allowance	6,900.00
410.1610	Elected Officials Longevity	1,285.00
430.1040	Employees Hourly Employees	980,379.00
430.1595	Employees Part-time employees	50,000.00
430.1610	Employees Longevity	31,995.00



Budget Worksheet Report

Budget Year 2022

440.1600	Other Pay Overtime	15,000.00
450.2010	Benefits Social Security/Medicare	89,344.00
450.2020	Benefits Group Medical Insurance	254,592.00
450.2030	Benefits Retirement	143,885.00
450.2040	Benefits Worker's Compensation Insurance	1,526.00

Personnel Services Totals \$1,657,248.00

Operations

520.3100	Oper Exp Office Supplies / Minor Eqpt	12,000.00
520.3110	Oper Exp Postage	20,000.00
520.3900	Oper Exp Subs, Publications, Access Fees	99.00
520.4212	Oper Exp Wireless Internet Service	.00
520.4213	Oper Exp TV / Satellite Service / Cable	2,500.00
520.4260	Oper Exp Mileage/Travel non training	1,500.00
520.4350	Oper Exp Printing	2,000.00
520.4520	Oper Exp Repair Office & Misc Equipment	.00
520.4522	Oper Exp Copier Maintenance Agreements	.00
520.4622	Oper Exp Lease/Rent - Postage Machine	2,800.00
520.4635	Oper Exp Lease - Alarm System	1,620.00
520.4800	Oper Exp Bond Premium / Issue Costs	2,500.00
520.4810	Oper Exp Membership Dues & Licenses	500.00
520.4812	Oper Exp Training & Conferences	8,000.00

Operations Totals \$53,519.00

Operations - Non Capital Assets

520.3657	Oper Exp Controlled Assets	.00
----------	----------------------------	-----

Operations - Non Capital Assets Totals \$0.00

SUB-DEPARTMENT **00 - GENERAL** Totals \$1,710,767.00

DEPT OR SOURCE **499 - TAX ASSESSOR COLLECTOR** Totals \$1,710,767.00

DEPT OR SOURCE **503 - MANAGEMENT INFORMATION SERVICES**

Personnel Services

420.1020	Appointed Officials Salary	102,843.00
420.1022	Appointed Officials Auto Allowance	4,000.00



Budget Worksheet Report

Budget Year 2022

420.1610	Appointed Officials Longevity	2,490.00
430.1030	Employees Salaried Exempt	77,119.00
430.1040	Employees Hourly Employees	346,586.00
430.1610	Employees Longevity	11,890.00
450.2010	Benefits Social Security/Medicare	41,687.00
450.2020	Benefits Group Medical Insurance	84,864.00
450.2030	Benefits Retirement	67,135.00
450.2040	Benefits Worker's Compensation Insurance	712.00
	<i>Personnel Services Totals</i>	<hr/> \$739,326.00
 <i>Operations</i>		
520.3100	Oper Exp Office Supplies / Minor Eqpt	1,000.00
520.3300	Oper Exp Fuel	1,000.00
520.3315	Oper Exp Cable, Media & Misc Supplies	1,200.00
520.3655	Oper Exp Replacement Computer Equipment	15,000.00
520.3658	Oper Exp Workcenter Upgrades-Controlled	42,240.00
520.3660	Oper Exp Computer Software	15,200.00
520.4030	Oper Exp Consulting Services	.00
520.4210	Oper Exp Telephone Computer Line	324,530.00
520.4213	Oper Exp TV / Satellite Service / Cable	2,760.00
520.4505	Oper Exp Repair Bldg & Bldg Equipment	1,500.00
520.4523	Oper Exp Software Maintenance/License	1,116,385.00
520.4525	Oper Exp Software Site Licenses	278,898.00
520.4526	Oper Exp Maint & Upgrade Phone Systems	8,000.00
520.4529	Oper Exp PC Contract Maintenance	245,430.00
520.4533	Oper Exp Repair County MIS Equipment	56,500.00
520.4540	Oper Exp Vehicle Repair & Maintenance	1,000.00
520.4810	Oper Exp Membership Dues & Licenses	.00
520.4812	Oper Exp Training & Conferences	19,000.00
520.4825	Oper Exp Insurance - Fleet	275.00
	<i>Operations Totals</i>	<hr/> \$2,129,918.00

Operations - Non Capital Assets



Budget Worksheet Report

Budget Year 2022

520.3657	Oper Exp Controlled Assets	8,500.00
	<i>Operations - Non Capital Assets Totals</i>	<hr/> \$8,500.00
	<i>Capital Outlay</i>	
595.5730	Capital Outlay Vehicles	.00
595.5760	Capital Outlay MIS Equipment	525,000.00
	<i>Capital Outlay Totals</i>	<hr/> \$525,000.00
DEPT OR SOURCE 503 - MANAGEMENT INFORMATION		\$3,402,744.00
DEPT OR SOURCE 516 - BUILDING MAINTENANCE		
SUB-DEPARTMENT 00 - GENERAL		
	<i>Personnel Services</i>	
420.1020	Appointed Officials Salary	74,500.00
420.1610	Appointed Officials Longevity	2,530.00
430.1040	Employees Hourly Employees	556,371.00
430.1595	Employees Part-time employees	37,587.00
430.1610	Employees Longevity	12,580.00
440.1600	Other Pay Overtime	8,000.00
450.2010	Benefits Social Security/Medicare	52,905.00
450.2020	Benefits Group Medical Insurance	159,120.00
450.2030	Benefits Retirement	85,201.00
450.2040	Benefits Worker's Compensation Insurance	14,845.00
	<i>Personnel Services Totals</i>	<hr/> \$1,003,639.00
	<i>Operations</i>	
520.3100	Oper Exp Office Supplies / Minor Eqpt	1,200.00
520.3300	Oper Exp Fuel	7,500.00
520.3320	Oper Exp Cleaning Supplies	35,000.00
520.3321	Oper Exp Restroom Supply	20,000.00
520.3340	Oper Exp Miscellaneous	4,000.00
520.3372	Oper Exp Flags / Exterior Decorations	10,000.00
520.3374	Oper Exp Holiday Decorations	2,000.00
520.3500	Oper Exp R&M Supp.Building Structure	30,000.00
520.3505	Oper Exp R&M Supp.Building Equip.	10,000.00



Budget Worksheet Report

Budget Year 2022

520.3630	Oper Exp Small Tools / Minor Equipment	1,500.00
520.4205	Oper Exp Cell Phone	1,400.00
520.4500	Oper Exp Repair Building Structures	385,034.00
520.4504	Oper Exp Repair Elevators	25,000.00
520.4505	Oper Exp Repair Bldg & Bldg Equipment	75,000.00
520.4510	Oper Exp Repair Equip & Machinery	1,500.00
520.4540	Oper Exp Vehicle Repair & Maintenance	4,000.00
520.4598	Oper Exp Pest Control	15,000.00
520.4615	Oper Exp Uniform Expense	4,500.00
520.4825	Oper Exp Insurance - Fleet	800.00
520.4989	Oper Exp Inspection Fees	9,000.00
	<i>Operations Totals</i>	<hr/> \$642,434.00
	<i>Operations - Non Capital Assets</i>	
520.3657	Oper Exp Controlled Assets	2,500.00
	<i>Operations - Non Capital Assets Totals</i>	<hr/> \$2,500.00
	<i>Capital Outlay</i>	
595.5730	Capital Outlay Vehicles	.00
	<i>Capital Outlay Totals</i>	<hr/> \$0.00
	SUB-DEPARTMENT 00 - GENERAL Totals	<hr/> \$1,648,573.00
	DEPT OR SOURCE 516 - BUILDING MAINTENANCE Totals	<hr/> \$1,648,573.00
	DEPT OR SOURCE 517 - GROUNDS MAINTENANCE	
	<i>Personnel Services</i>	
430.1595	Employees Part-time employees	38,000.00
430.1610	Employees Longevity	500.00
450.2010	Benefits Social Security/Medicare	2,945.00
450.2030	Benefits Retirement	4,743.00
450.2040	Benefits Worker's Compensation Insurance	863.00
	<i>Personnel Services Totals</i>	<hr/> \$47,051.00
	<i>Operations</i>	
520.3300	Oper Exp Fuel	1,500.00
520.3325	Oper Exp Maintenance Supplies	3,000.00



Budget Worksheet Report

Budget Year 2022

520.3630	Oper Exp Small Tools / Minor Equipment	1,000.00
520.4510	Oper Exp Repair Equip & Machinery	100.00
520.4540	Oper Exp Vehicle Repair & Maintenance	500.00
520.4615	Oper Exp Uniform Expense	500.00
520.4825	Oper Exp Insurance - Fleet	200.00
520.4875	Oper Exp Sitework Maintenance	125,000.00
520.4876	Oper Exp Lawn Maintenance Services	39,500.00

Operations Totals \$171,300.00

DEPT OR SOURCE **517 - GROUNDS MAINTENANCE** Totals \$218,351.00

DEPT OR SOURCE **543 - FIRE DEPARTMENTS**

Personnel Services

430.1030	Employees Salaried Exempt	.00
430.1040	Employees Hourly Employees	139,713.00
430.1595	Employees Part-time employees	109,170.00
430.1610	Employees Longevity	.00
440.1599	Other Pay Holiday Pay	5,656.00
440.1600	Other Pay Overtime	20,000.00
440.1625	Other Pay Uniform/Clothing/Boot Allowance	.00
450.2010	Benefits Social Security/Medicare	21,002.00
450.2020	Benefits Group Medical Insurance	31,824.00
450.2030	Benefits Retirement	33,823.00
450.2040	Benefits Worker's Compensation Insurance	3,849.00

Personnel Services Totals \$365,037.00

Operations

520.3100	Oper Exp Office Supplies / Minor Eqpt	500.00
520.3300	Oper Exp Fuel	7,500.00
520.3320	Oper Exp Cleaning Supplies	.00
520.3332	Oper Exp Kitchen Items	.00
520.3340	Oper Exp Miscellaneous	10,000.00
520.3375	Oper Exp Prescriptions / Medical Supplies	8,000.00
520.3542	Oper Exp Tires, Tubes, and Batteries	.00



Budget Worksheet Report

Budget Year 2022

520.3550	Oper Exp Safety Equipment / Supplies	5,000.00
520.3630	Oper Exp Small Tools / Minor Equipment	2,000.00
520.3757	Oper Exp Vehicle Equipment	7,200.00
520.3758	Oper Exp Fire Apparatus Equipment	.00
520.3800	Oper Exp Body Armor	.00
520.3900	Oper Exp Subs, Publications, Access Fees	1,000.00
520.4054	Oper Exp Pre-employment/employee physical	.00
520.4205	Oper Exp Cell Phone	750.00
520.4212	Oper Exp Wireless Internet Service	1,400.00
520.4525	Oper Exp Software Site Licenses	2,000.00
520.4540	Oper Exp Vehicle Repair & Maintenance	6,000.00
520.4615	Oper Exp Uniform Expense	1,350.00
520.4616	Oper Exp Uniform Accessories	.00
520.4810	Oper Exp Membership Dues & Licenses	50,705.00
520.4812	Oper Exp Training & Conferences	5,000.00
520.4825	Oper Exp Insurance - Fleet	1,400.00
	<i>Operations Totals</i>	<hr/> \$109,805.00
	<i>Operations - Non Capital Assets</i>	
520.3657	Oper Exp Controlled Assets	51,232.00
	<i>Operations - Non Capital Assets Totals</i>	<hr/> \$51,232.00
	<i>Other Services</i>	
580.4940	Other Services Volunteer Fire Depts Allocation	.00
580.4941	Other Services Municipal Fire Dept Cont	400,000.00
580.4952	Other Services Geronimo VFD	45,835.00
580.4954	Other Services Kingsbury VFD	53,560.00
580.4956	Other Services Lake Dunlap VFD	43,260.00
580.4958	Other Services Marion VFD	46,350.00
580.4962	Other Services McQueeney VFD	59,740.00
580.4964	Other Services New Berlin VFD	66,950.00
580.4968	Other Services Sand Hills VFD	65,920.00
580.4976	Other Services York Creek VFD	61,285.00



Budget Worksheet Report

Budget Year 2022

Other Services Totals \$842,900.00

Capital Outlay

595.5710	Capital Outlay Equipment & Machinery	184,407.00
595.5730	Capital Outlay Vehicles	.00
595.5740	Capital Outlay Fire Trucks	.00

Capital Outlay Totals \$184,407.00

DEPT OR SOURCE **543 - FIRE DEPARTMENTS** Totals \$1,553,381.00

DEPT OR SOURCE **545 - FIRE MARSHAL / EMC**

Personnel Services

420.1020	Appointed Officials Salary	87,890.00
420.1054	Appointed Officials Certification Supplement	2,600.00
420.1610	Appointed Officials Longevity	1,605.00
420.1625	Appointed Officials Uniform Allowance	450.00
430.1030	Employees Salaried Exempt	.00
430.1040	Employees Hourly Employees	198,676.00
430.1054	Employees Certification Supplement	5,200.00
430.1595	Employees Part-time employees	24,620.00
430.1598	Employees Temporary Employees	.00
430.1610	Employees Longevity	2,865.00
440.1600	Other Pay Overtime	7,500.00
440.1625	Other Pay Uniform/Clothing/Boot Allowance	900.00
450.2010	Benefits Social Security/Medicare	25,421.00
450.2020	Benefits Group Medical Insurance	53,040.00
450.2030	Benefits Retirement	40,940.00
450.2040	Benefits Worker's Compensation Insurance	4,201.00

Personnel Services Totals \$455,908.00

Operations

520.3100	Oper Exp Office Supplies / Minor Eqpt	2,500.00
520.3110	Oper Exp Postage	100.00
520.3300	Oper Exp Fuel	6,500.00
520.3340	Oper Exp Miscellaneous	3,600.00



Budget Worksheet Report

Budget Year 2022

520.3390	Oper Exp Ammunition	1,000.00
520.3550	Oper Exp Safety Equipment / Supplies	1,700.00
520.3757	Oper Exp Vehicle Equipment	6,670.00
520.3900	Oper Exp Subs, Publications, Access Fees	3,000.00
520.4205	Oper Exp Cell Phone	2,400.00
520.4212	Oper Exp Wireless Internet Service	1,800.00
520.4350	Oper Exp Printing	500.00
520.4402	Oper Exp Electric Service - Siren System	5,000.00
520.4510	Oper Exp Repair Equip & Machinery	27,000.00
520.4520	Oper Exp Repair Office & Misc Equipment	1,200.00
520.4525	Oper Exp Software Site Licenses	5,000.00
520.4540	Oper Exp Vehicle Repair & Maintenance	4,000.00
520.4615	Oper Exp Uniform Expense	.00
520.4616	Oper Exp Uniform Accessories	.00
520.4800	Oper Exp Bond Premium / Issue Costs	750.00
520.4810	Oper Exp Membership Dues & Licenses	2,200.00
520.4812	Oper Exp Training & Conferences	10,000.00
520.4825	Oper Exp Insurance - Fleet	1,300.00
	<i>Operations Totals</i>	<hr/> \$86,220.00
	<i>Operations - Non Capital Assets</i>	
520.3657	Oper Exp Controlled Assets	8,127.00
	<i>Operations - Non Capital Assets Totals</i>	<hr/> \$8,127.00
	<i>Capital Outlay</i>	
595.5710	Capital Outlay Equipment & Machinery	.00
595.5730	Capital Outlay Vehicles	31,975.00
	<i>Capital Outlay Totals</i>	<hr/> \$31,975.00
	DEPT OR SOURCE 545 - FIRE MARSHAL / EMC Totals	<hr/> \$582,230.00
	DEPT OR SOURCE 551 - CONSTABLE, PRECINCT 1	
	<i>Personnel Services</i>	
410.1010	Elected Officials Salary	60,000.00
410.1054	Elected Officials Certification Supplement	2,600.00



Budget Worksheet Report

Budget Year 2022

410.1610	Elected Officials Longevity	1,000.00
410.1625	Elected Officials Uniform Allowance	450.00
430.1040	Employees Hourly Employees	57,720.00
430.1054	Employees Certification Supplement	2,600.00
430.1595	Employees Part-time employees	55,000.00
430.1610	Employees Longevity	1,725.00
440.1625	Other Pay Uniform/Clothing/Boot Allowance	1,350.00
450.2010	Benefits Social Security/Medicare	13,957.00
450.2020	Benefits Group Medical Insurance	21,216.00
450.2030	Benefits Retirement	22,477.00
450.2040	Benefits Worker's Compensation Insurance	3,062.00
<i>Personnel Services Totals</i>		\$243,157.00

Operations

520.3100	Oper Exp Office Supplies / Minor Eqpt	2,000.00
520.3110	Oper Exp Postage	200.00
520.3300	Oper Exp Fuel	14,000.00
520.3340	Oper Exp Miscellaneous	2,000.00
520.3390	Oper Exp Ammunition	1,200.00
520.3757	Oper Exp Vehicle Equipment	7,000.00
520.3800	Oper Exp Body Armor	3,053.00
520.4205	Oper Exp Cell Phone	1,400.00
520.4212	Oper Exp Wireless Internet Service	1,900.00
520.4260	Oper Exp Mileage/Travel non training	.00
520.4520	Oper Exp Repair Office & Misc Equipment	1,500.00
520.4525	Oper Exp Software Site Licenses	3,200.00
520.4540	Oper Exp Vehicle Repair & Maintenance	7,000.00
520.4615	Oper Exp Uniform Expense	500.00
520.4626	Oper Exp Lease- Radar Equipment	1,200.00
520.4800	Oper Exp Bond Premium / Issue Costs	500.00
520.4810	Oper Exp Membership Dues & Licenses	400.00
520.4812	Oper Exp Training & Conferences	2,000.00



Budget Worksheet Report

Budget Year 2022


520.4825	Oper Exp Insurance - Fleet	1,000.00
	<i>Operations Totals</i>	<u>\$50,053.00</u>
	<i>Operations - Non Capital Assets</i>	
520.3657	Oper Exp Controlled Assets	.00
	<i>Operations - Non Capital Assets Totals</i>	<u>\$0.00</u>
	<i>Capital Outlay</i>	
595.5710	Capital Outlay Equipment & Machinery	27,000.00
595.5730	Capital Outlay Vehicles	38,000.00
	<i>Capital Outlay Totals</i>	<u>\$65,000.00</u>
	DEPT OR SOURCE 551 - CONSTABLE, PRECINCT 1 Totals	<u>\$358,210.00</u>
	DEPT OR SOURCE 552 - CONSTABLE, PRECINCT 2	
	<i>Personnel Services</i>	
410.1010	Elected Officials Salary	60,000.00
410.1023	Elected Officials Cell Phone Allowance	720.00
410.1054	Elected Officials Certification Supplement	2,600.00
410.1610	Elected Officials Longevity	2,050.00
410.1625	Elected Officials Uniform Allowance	450.00
430.1040	Employees Hourly Employees	57,720.00
430.1053	Employees Cell Phone Allowance	720.00
430.1054	Employees Certification Supplement	2,600.00
430.1595	Employees Part-time employees	55,000.00
430.1610	Employees Longevity	2,015.00
440.1625	Other Pay Uniform/Clothing/Boot Allowance	1,350.00
450.2010	Benefits Social Security/Medicare	14,170.00
450.2020	Benefits Group Medical Insurance	21,216.00
450.2030	Benefits Retirement	22,820.00
450.2040	Benefits Worker's Compensation Insurance	3,085.00
	<i>Personnel Services Totals</i>	<u>\$246,516.00</u>
	<i>Operations</i>	
520.3100	Oper Exp Office Supplies / Minor Eqpt	1,000.00
520.3110	Oper Exp Postage	120.00



Budget Worksheet Report

Budget Year 2022

520.3300	Oper Exp Fuel	9,500.00
520.3340	Oper Exp Miscellaneous	2,500.00
520.3390	Oper Exp Ammunition	1,200.00
520.3757	Oper Exp Vehicle Equipment	1,000.00
520.3800	Oper Exp Body Armor	1,200.00
520.4200	Oper Exp Telephone	.00
520.4205	Oper Exp Cell Phone	800.00
520.4212	Oper Exp Wireless Internet Service	2,300.00
520.4260	Oper Exp Mileage/Travel non training	.00
520.4510	Oper Exp Repair Equip & Machinery	.00
520.4525	Oper Exp Software Site Licenses	1,820.00
520.4540	Oper Exp Vehicle Repair & Maintenance	4,000.00
520.4626	Oper Exp Lease- Radar Equipment	4,600.00
520.4800	Oper Exp Bond Premium / Issue Costs	500.00
520.4810	Oper Exp Membership Dues & Licenses	300.00
520.4812	Oper Exp Training & Conferences	1,000.00
520.4825	Oper Exp Insurance - Fleet	1,200.00
	<i>Operations Totals</i>	<hr/> \$33,040.00
	<i>Operations - Non Capital Assets</i>	
520.3657	Oper Exp Controlled Assets	.00
	<i>Operations - Non Capital Assets Totals</i>	<hr/> \$0.00
	<i>Capital Outlay</i>	
595.5710	Capital Outlay Equipment & Machinery	38,230.00
595.5730	Capital Outlay Vehicles	35,000.00
	<i>Capital Outlay Totals</i>	<hr/> \$73,230.00
	DEPT OR SOURCE 552 - CONSTABLE, PRECINCT 2 Totals	<hr/> \$352,786.00
	DEPT OR SOURCE 553 - CONSTABLE, PRECINCT 3	
	<i>Personnel Services</i>	
410.1010	Elected Officials Salary	60,000.00
410.1023	Elected Officials Cell Phone Allowance	720.00
410.1054	Elected Officials Certification Supplement	2,600.00



Budget Worksheet Report

Budget Year 2022

410.1610	Elected Officials Longevity	2,100.00
410.1625	Elected Officials Uniform Allowance	450.00
430.1040	Employees Hourly Employees	57,720.00
430.1053	Employees Cell Phone Allowance	720.00
430.1054	Employees Certification Supplement	2,600.00
430.1595	Employees Part-time employees	55,000.00
430.1610	Employees Longevity	500.00
440.1625	Other Pay Uniform/Clothing/Boot Allowance	1,350.00
450.2010	Benefits Social Security/Medicare	14,058.00
450.2020	Benefits Group Medical Insurance	21,216.00
450.2030	Benefits Retirement	22,639.00
450.2040	Benefits Worker's Compensation Insurance	3,060.00
<i>Personnel Services Totals</i>		\$244,733.00

Operations

520.3100	Oper Exp Office Supplies / Minor Eqpt	3,060.00
520.3110	Oper Exp Postage	.00
520.3300	Oper Exp Fuel	13,000.00
520.3340	Oper Exp Miscellaneous	2,500.00
520.3390	Oper Exp Ammunition	750.00
520.3757	Oper Exp Vehicle Equipment	3,000.00
520.3800	Oper Exp Body Armor	1,000.00
520.4212	Oper Exp Wireless Internet Service	2,800.00
520.4510	Oper Exp Repair Equip & Machinery	900.00
520.4525	Oper Exp Software Site Licenses	2,700.00
520.4540	Oper Exp Vehicle Repair & Maintenance	5,000.00
520.4626	Oper Exp Lease- Radar Equipment	1,200.00
520.4710	Oper Exp Investigative Expense	500.00
520.4800	Oper Exp Bond Premium / Issue Costs	500.00
520.4810	Oper Exp Membership Dues & Licenses	500.00
520.4812	Oper Exp Training & Conferences	4,000.00
520.4825	Oper Exp Insurance - Fleet	2,000.00



Budget Worksheet Report

Budget Year 2022

Operations Totals \$43,410.00

Operations - Non Capital Assets

520.3657 Oper Exp Controlled Assets .00

Operations - Non Capital Assets Totals \$0.00

Capital Outlay

595.5710 Capital Outlay Equipment & Machinery 65,275.00

595.5730 Capital Outlay Vehicles .00

Capital Outlay Totals \$65,275.00

DEPT OR SOURCE **553 - CONSTABLE, PRECINCT 3 Totals** \$353,418.00

DEPT OR SOURCE **554 - CONSTABLE, PRECINCT 4**

Personnel Services

410.1010 Elected Officials Salary 60,000.00

410.1023 Elected Officials Cell Phone Allowance 720.00

410.1054 Elected Officials Certification Supplement 2,600.00

410.1610 Elected Officials Longevity 1,285.00

410.1625 Elected Officials Uniform Allowance 450.00

430.1040 Employees Hourly Employees 57,720.00

430.1053 Employees Cell Phone Allowance 720.00

430.1054 Employees Certification Supplement 2,600.00

430.1595 Employees Part-time employees 55,000.00

430.1610 Employees Longevity 1,710.00

440.1625 Other Pay Uniform/Clothing/Boot Allowance 1,350.00

450.2010 Benefits Social Security/Medicare 14,088.00

450.2020 Benefits Group Medical Insurance 21,216.00

450.2030 Benefits Retirement 22,688.00

450.2040 Benefits Worker's Compensation Insurance 3,067.00

Personnel Services Totals \$245,214.00

Operations

520.3100 Oper Exp Office Supplies / Minor Eqpt 2,000.00

520.3110 Oper Exp Postage 1,000.00

520.3300 Oper Exp Fuel 1,800.00



Budget Worksheet Report

Budget Year 2022

520.3340	Oper Exp Miscellaneous	3,000.00
520.3390	Oper Exp Ammunition	1,500.00
520.3757	Oper Exp Vehicle Equipment	5,000.00
520.3800	Oper Exp Body Armor	2,000.00
520.3900	Oper Exp Subs, Publications, Access Fees	250.00
520.4205	Oper Exp Cell Phone	2,160.00
520.4212	Oper Exp Wireless Internet Service	4,000.00
520.4510	Oper Exp Repair Equip & Machinery	1,500.00
520.4525	Oper Exp Software Site Licenses	5,000.00
520.4540	Oper Exp Vehicle Repair & Maintenance	6,500.00
520.4615	Oper Exp Uniform Expense	600.00
520.4800	Oper Exp Bond Premium / Issue Costs	500.00
520.4810	Oper Exp Membership Dues & Licenses	1,500.00
520.4812	Oper Exp Training & Conferences	5,000.00
520.4825	Oper Exp Insurance - Fleet	1,800.00
	<i>Operations Totals</i>	<hr/> \$45,110.00
	<i>Operations - Non Capital Assets</i>	
520.3657	Oper Exp Controlled Assets	1,750.00
	<i>Operations - Non Capital Assets Totals</i>	<hr/> \$1,750.00
	<i>Capital Outlay</i>	
595.5710	Capital Outlay Equipment & Machinery	27,000.00
595.5730	Capital Outlay Vehicles	.00
	<i>Capital Outlay Totals</i>	<hr/> \$27,000.00
	DEPT OR SOURCE 554 - CONSTABLE, PRECINCT 4 Totals	<hr/> \$319,074.00
	DEPT OR SOURCE 560 - COUNTY SHERIFF	
	SUB-DEPARTMENT 00 - GENERAL	
	<i>Personnel Services</i>	
410.1010	Elected Officials Salary	114,171.00
410.1054	Elected Officials Certification Supplement	2,600.00
410.1610	Elected Officials Longevity	2,735.00
430.1030	Employees Salaried Exempt	191,343.00



Budget Worksheet Report

Budget Year 2022

430.1040	Employees Hourly Employees	7,945,159.00
430.1054	Employees Certification Supplement	140,660.00
430.1595	Employees Part-time employees	33,258.00
430.1610	Employees Longevity	171,725.00
440.1599	Other Pay Holiday Pay	370,000.00
440.1600	Other Pay Overtime	200,000.00
440.1625	Other Pay Uniform/Clothing/Boot Allowance	53,550.00
450.2010	Benefits Social Security/Medicare	701,820.00
450.2020	Benefits Group Medical Insurance	1,485,120.00
450.2030	Benefits Retirement	1,136,545.00
450.2040	Benefits Worker's Compensation Insurance	135,163.00
<i>Personnel Services Totals</i>		\$12,683,849.00

Operations

520.3100	Oper Exp Office Supplies / Minor Eqpt	43,000.00
520.3110	Oper Exp Postage	3,500.00
520.3300	Oper Exp Fuel	365,000.00
520.3320	Oper Exp Cleaning Supplies	2,400.00
520.3340	Oper Exp Miscellaneous	40,000.00
520.3341	Oper Exp Crime Prevention	7,000.00
520.3342	Oper Exp Canine Supplies and Care	7,000.00
520.3390	Oper Exp Ammunition	25,000.00
520.3542	Oper Exp Tires, Tubes, and Batteries	45,000.00
520.3757	Oper Exp Vehicle Equipment	70,000.00
520.3800	Oper Exp Body Armor	20,000.00
520.3900	Oper Exp Subs, Publications, Access Fees	84,000.00
520.4054	Oper Exp Pre-employment/employee physical	7,000.00
520.4200	Oper Exp Telephone	52,500.00
520.4205	Oper Exp Cell Phone	37,000.00
520.4212	Oper Exp Wireless Internet Service	31,000.00
520.4213	Oper Exp TV / Satellite Service / Cable	2,000.00
520.4280	Oper Exp Prisoner Transport	20,000.00



Budget Worksheet Report

Budget Year 2022

520.4350	Oper Exp Printing	5,000.00
520.4504	Oper Exp Repair Elevators	.00
520.4505	Oper Exp Repair Bldg & Bldg Equipment	4,000.00
520.4510	Oper Exp Repair Equip & Machinery	1,800.00
520.4511	Oper Exp Repair Radios	10,000.00
520.4512	Oper Exp Repair Radar / Video Eqpt	60,000.00
520.4514	Oper Exp Repair / Radio Towers	2,000.00
520.4520	Oper Exp Repair Office & Misc Equipment	14,000.00
520.4540	Oper Exp Vehicle Repair & Maintenance	135,000.00
520.4541	Oper Exp Boat / Watercraft Repair & Maint	2,500.00
520.4550	Oper Exp Oil Changes & Lubes	12,000.00
520.4605	Oper Exp Rent / Radio Towers	25,700.00
520.4615	Oper Exp Uniform Expense	7,500.00
520.4616	Oper Exp Uniform Accessories	7,500.00
520.4800	Oper Exp Bond Premium / Issue Costs	2,000.00
520.4810	Oper Exp Membership Dues & Licenses	5,000.00
520.4812	Oper Exp Training & Conferences	55,000.00
520.4825	Oper Exp Insurance - Fleet	29,000.00
	<i>Operations Totals</i>	<hr/> \$1,239,400.00
	<i>Operations - Non Capital Assets</i>	
520.3657	Oper Exp Controlled Assets	67,250.00
	<i>Operations - Non Capital Assets Totals</i>	<hr/> \$67,250.00
	<i>Capital Outlay</i>	
595.5710	Capital Outlay Equipment & Machinery	.00
595.5730	Capital Outlay Vehicles	461,061.00
	<i>Capital Outlay Totals</i>	<hr/> \$461,061.00
	<i>Transfers Out</i>	
700.0899	Transfers Out Transfer out to Grant Fund	34,631.00
	<i>Transfers Out Totals</i>	<hr/> \$34,631.00
	SUB-DEPARTMENT 00 - GENERAL Totals	<hr/> \$14,486,191.00
	DEPT OR SOURCE 560 - COUNTY SHERIFF Totals	<hr/> \$14,486,191.00



Budget Worksheet Report

Budget Year 2022

DEPT OR SOURCE **562 - DEPARTMENT OF PUBLIC SAFETY**

SUB-DEPARTMENT **62 - HIGHWAY PATROL**

Personnel Services

430.1040	Employees Hourly Employees	86,255.00
430.1610	Employees Longevity	2,675.00
450.2010	Benefits Social Security/Medicare	6,803.00
450.2020	Benefits Group Medical Insurance	21,216.00
450.2030	Benefits Retirement	10,956.00
450.2040	Benefits Worker's Compensation Insurance	116.00

Personnel Services Totals

 \$128,021.00

Operations

520.3100	Oper Exp Office Supplies / Minor Eqpt	6,500.00
520.3340	Oper Exp Miscellaneous	2,000.00
520.4260	Oper Exp Mileage/Travel non training	200.00
520.4510	Oper Exp Repair Equip & Machinery	100.00
520.4520	Oper Exp Repair Office & Misc Equipment	500.00
520.4522	Oper Exp Copier Maintenance Agreements	2,000.00
520.4626	Oper Exp Lease- Radar Equipment	13,000.00
520.4800	Oper Exp Bond Premium / Issue Costs	71.00

Operations Totals

 \$24,371.00

Operations - Non Capital Assets

520.3657	Oper Exp Controlled Assets	.00
----------	----------------------------	-----

Operations - Non Capital Assets Totals

 \$0.00

SUB-DEPARTMENT **62 - HIGHWAY PATROL Totals**

 \$152,392.00

SUB-DEPARTMENT **63 - COMMERCIAL VEHICLE ENFORCEMENT**

Personnel Services

430.1040	Employees Hourly Employees	.00
450.2010	Benefits Social Security/Medicare	.00
450.2020	Benefits Group Medical Insurance	.00
450.2030	Benefits Retirement	.00
450.2040	Benefits Worker's Compensation Insurance	.00



Budget Worksheet Report

Budget Year 2022

Personnel Services Totals \$0.00

Operations

520.3340	Oper Exp Miscellaneous	3,500.00
520.4510	Oper Exp Repair Equip & Machinery	5,000.00
520.4520	Oper Exp Repair Office & Misc Equipment	100.00

Operations Totals \$8,600.00

Operations - Non Capital Assets

520.3657	Oper Exp Controlled Assets	.00
----------	----------------------------	-----

Operations - Non Capital Assets Totals \$0.00

Capital Outlay

595.5710	Capital Outlay Equipment & Machinery	.00
----------	--------------------------------------	-----

Capital Outlay Totals \$0.00

SUB-DEPARTMENT **63 - COMMERCIAL VEHICLE** \$8,600.00

DEPT OR SOURCE **562 - DEPARTMENT OF PUBLIC SAFETY** \$160,992.00

DEPT OR SOURCE **570 - COUNTY JAIL**

SUB-DEPARTMENT **00 - GENERAL**

Personnel Services

430.1030	Employees Salaried Exempt	97,661.00
430.1040	Employees Hourly Employees	5,328,951.00
430.1054	Employees Certification Supplement	85,280.00
430.1595	Employees Part-time employees	75,000.00
430.1610	Employees Longevity	133,070.00
430.1630	Employees Sign-on/Recruitment Bonus	.00
440.1599	Other Pay Holiday Pay	245,000.00
440.1600	Other Pay Overtime	150,000.00
450.2010	Benefits Social Security/Medicare	457,795.00
450.2020	Benefits Group Medical Insurance	1,198,704.00
450.2030	Benefits Retirement	738,363.00
450.2040	Benefits Worker's Compensation Insurance	98,762.00

Personnel Services Totals \$8,608,586.00

Operations



Budget Worksheet Report

Budget Year 2022

520.3100	Oper Exp Office Supplies / Minor Eqpt	38,000.00
520.3110	Oper Exp Postage	1,500.00
520.3300	Oper Exp Fuel	7,500.00
520.3320	Oper Exp Cleaning Supplies	20,000.00
520.3321	Oper Exp Restroom Supply	36,000.00
520.3325	Oper Exp Maintenance Supplies	47,000.00
520.3330	Oper Exp Food	375,000.00
520.3332	Oper Exp Kitchen Items	15,000.00
520.3335	Oper Exp Detainee/Prisoner Uniforms	21,000.00
520.3340	Oper Exp Miscellaneous	45,000.00
520.3350	Oper Exp Bedding & Linen	20,000.00
520.3356	Oper Exp Records Destruction Costs	5,000.00
520.3370	Oper Exp Laundry	11,000.00
520.3375	Oper Exp Prescriptions / Medical Supplies	200,000.00
520.3378	Oper Exp Prisoner Medical Services	300,000.00
520.3900	Oper Exp Subs, Publications, Access Fees	4,500.00
520.4054	Oper Exp Pre-employment/employee physical	8,000.00
520.4200	Oper Exp Telephone	10,500.00
520.4205	Oper Exp Cell Phone	5,000.00
520.4350	Oper Exp Printing	5,000.00
520.4400	Oper Exp Electric Service & Garbage	432,000.00
520.4410	Oper Exp Gas - Utilities	95,000.00
520.4420	Oper Exp Water - Utilities	150,000.00
520.4500	Oper Exp Repair Building Structures	5,000.00
520.4505	Oper Exp Repair Bldg & Bldg Equipment	40,000.00
520.4510	Oper Exp Repair Equip & Machinery	50,000.00
520.4511	Oper Exp Repair Radios	5,000.00
520.4513	Oper Exp Repair Kitchen Eqpt	7,000.00
520.4520	Oper Exp Repair Office & Misc Equipment	2,000.00
520.4522	Oper Exp Copier Maintenance Agreements	6,000.00
520.4540	Oper Exp Vehicle Repair & Maintenance	3,500.00



Budget Worksheet Report

Budget Year 2022

520.4598	Oper Exp Pest Control	2,000.00
520.4615	Oper Exp Uniform Expense	25,000.00
520.4800	Oper Exp Bond Premium / Issue Costs	500.00
520.4810	Oper Exp Membership Dues & Licenses	1,000.00
520.4812	Oper Exp Training & Conferences	30,000.00
520.4825	Oper Exp Insurance - Fleet	2,200.00
520.4860	Oper Exp Contract Labor	20,000.00
520.4989	Oper Exp Inspection Fees	10,000.00
	<i>Operations Totals</i>	<hr/> \$2,061,200.00
<i>Operations - Non Capital Assets</i>		
520.3657	Oper Exp Controlled Assets	20,000.00
	<i>Operations - Non Capital Assets Totals</i>	<hr/> \$20,000.00
<i>Capital Outlay</i>		
595.5302	Capital Outlay Major Building Renovations	600,000.00
595.5710	Capital Outlay Equipment & Machinery	.00
	<i>Capital Outlay Totals</i>	<hr/> \$600,000.00
	SUB-DEPARTMENT 00 - GENERAL Totals	<hr/> \$11,289,786.00
	DEPT OR SOURCE 570 - COUNTY JAIL Totals	<hr/> \$11,289,786.00
DEPT OR SOURCE 572 - ADULT PROBATION (CSCD) SUPPORT		
<i>Operations</i>		
520.3100	Oper Exp Office Supplies / Minor Eqpt	1,500.00
520.4200	Oper Exp Telephone	2,500.00
520.4400	Oper Exp Electric Service & Garbage	11,500.00
520.4410	Oper Exp Gas - Utilities	800.00
520.4420	Oper Exp Water - Utilities	2,300.00
520.4500	Oper Exp Repair Building Structures	1,600.00
520.4520	Oper Exp Repair Office & Misc Equipment	500.00
520.4600	Oper Exp Rent Office Space	19,800.00
520.4621	Oper Exp Lease - Copier	11,400.00
	<i>Operations Totals</i>	<hr/> \$51,900.00
<i>Operations - Non Capital Assets</i>		



Budget Worksheet Report

Budget Year 2022

520.3657	Oper Exp Controlled Assets	.00
	<i>Operations - Non Capital Assets Totals</i>	<u>\$0.00</u>
DEPT OR SOURCE	572 - ADULT PROBATION (CSCD)	\$51,900.00
DEPT OR SOURCE	574 - JUVENILE PROB/DETENTION SUPPORT	
	<i>Personnel Services</i>	
410.1010	Elected Officials Salary	33,600.00
450.2010	Benefits Social Security/Medicare	2,521.00
450.2030	Benefits Retirement	4,140.00
	<i>Personnel Services Totals</i>	<u>\$40,261.00</u>
	<i>Operations</i>	
520.4400	Oper Exp Electric Service & Garbage	52,000.00
520.4420	Oper Exp Water - Utilities	12,500.00
520.4505	Oper Exp Repair Bldg & Bldg Equipment	25,000.00
520.4825	Oper Exp Insurance - Fleet	1,500.00
	<i>Operations Totals</i>	<u>\$91,000.00</u>
	<i>Transfers Out</i>	
700.0325	Transfers Out Transfer out to Juvenile Dept	4,262,222.00
	<i>Transfers Out Totals</i>	<u>\$4,262,222.00</u>
DEPT OR SOURCE	574 - JUVENILE PROB/DETENTION	\$4,393,483.00
DEPT OR SOURCE	630 - HEALTH & SOCIAL SERVICES	
	<i>Operations</i>	
520.4035	Oper Exp Contribution to Hospital	3,992,141.00
520.4044	Oper Exp EMS Services	927,935.00
520.4048	Oper Exp Autopsy/Deceased Transport	20,000.00
520.4052	Oper Exp Autopsies	140,000.00
520.4056	Oper Exp Pauper Burials	12,500.00
520.4060	Oper Exp Mental Commitment Costs	10,000.00
	<i>Operations Totals</i>	<u>\$5,102,576.00</u>
	<i>Other Services</i>	
580.4932	Other Services Youth Livestock & Homemakers	6,000.00
580.4933	Other Services Food Bank	13,500.00



Budget Worksheet Report

Budget Year 2022

580.4934	Other Services Meals on Wheels Contrib.	.00
580.4935	Other Services AACOG-Alamo Regional Transit Pro	8,023.00
580.4939	Other Services Guadalupe Co. Historical Society	1,300.00
800.4940	Library Support Seguin/Guadalupe Library	173,742.00
800.4942	Library Support Marion Public Library	36,589.00
800.4945	Library Support Schertz Library	217,152.00
802.4074	RSVP Program Support Retired Senior Volunteer Program	1,000.00
<i>Other Services Totals</i>		<u>\$457,306.00</u>

DEPT OR SOURCE **630 - HEALTH & SOCIAL SERVICES** Totals \$5,559,882.00

DEPT OR SOURCE **635 - ENVIRONMENTAL HEALTH**

Personnel Services

420.1020	Appointed Officials Salary	78,214.00
420.1023	Appointed Officials Cell Phone Allowance	.00
420.1610	Appointed Officials Longevity	1,915.00
430.1030	Employees Salaried Exempt	.00
430.1040	Employees Hourly Employees	357,320.00
430.1054	Employees Certification Supplement	5,200.00
430.1610	Employees Longevity	9,075.00
440.1625	Other Pay Uniform/Clothing/Boot Allowance	1,500.00
450.2010	Benefits Social Security/Medicare	34,672.00
450.2020	Benefits Group Medical Insurance	95,472.00
450.2030	Benefits Retirement	55,837.00
450.2040	Benefits Worker's Compensation Insurance	4,556.00
<i>Personnel Services Totals</i>		<u>\$643,761.00</u>

Operations

520.3100	Oper Exp Office Supplies / Minor Eqpt	3,800.00
520.3110	Oper Exp Postage	900.00
520.3300	Oper Exp Fuel	10,000.00
520.3340	Oper Exp Miscellaneous	950.00
520.3900	Oper Exp Subs, Publications, Access Fees	99.00
520.4205	Oper Exp Cell Phone	5,000.00



Budget Worksheet Report

Budget Year 2022

520.4212	Oper Exp Wireless Internet Service	.00
520.4350	Oper Exp Printing	900.00
520.4522	Oper Exp Copier Maintenance Agreements	600.00
520.4523	Oper Exp Software Maintenance/License	400.00
520.4540	Oper Exp Vehicle Repair & Maintenance	4,000.00
520.4615	Oper Exp Uniform Expense	200.00
520.4800	Oper Exp Bond Premium / Issue Costs	.00
520.4810	Oper Exp Membership Dues & Licenses	920.00
520.4812	Oper Exp Training & Conferences	6,200.00
520.4825	Oper Exp Insurance - Fleet	1,400.00
520.4993	Oper Exp Storm & Flood Water Permits	800.00
	<i>Operations Totals</i>	<hr/> \$36,169.00
	<i>Operations - Non Capital Assets</i>	
520.3657	Oper Exp Controlled Assets	.00
	<i>Operations - Non Capital Assets Totals</i>	<hr/> \$0.00
	<i>Capital Outlay</i>	
595.5720	Capital Outlay Office Furniture & Equipment	.00
595.5730	Capital Outlay Vehicles	71,010.00
	<i>Capital Outlay Totals</i>	<hr/> \$71,010.00
	DEPT OR SOURCE 635 - ENVIRONMENTAL HEALTH Totals	<hr/> \$750,940.00
	DEPT OR SOURCE 637 - ANIMAL CONTROL	
	<i>Personnel Services</i>	
430.1040	Employees Hourly Employees	182,743.00
430.1595	Employees Part-time employees	.00
430.1610	Employees Longevity	5,650.00
450.2010	Benefits Social Security/Medicare	14,412.00
450.2020	Benefits Group Medical Insurance	42,432.00
450.2030	Benefits Retirement	23,210.00
450.2040	Benefits Worker's Compensation Insurance	4,352.00
	<i>Personnel Services Totals</i>	<hr/> \$272,799.00

Operations



Budget Worksheet Report

Budget Year 2022

520.3100	Oper Exp Office Supplies / Minor Eqpt	500.00
520.3110	Oper Exp Postage	750.00
520.3300	Oper Exp Fuel	20,000.00
520.3320	Oper Exp Cleaning Supplies	3,000.00
520.3330	Oper Exp Food	1,200.00
520.3340	Oper Exp Miscellaneous	3,000.00
520.3630	Oper Exp Small Tools / Minor Equipment	500.00
520.4205	Oper Exp Cell Phone	2,000.00
520.4350	Oper Exp Printing	200.00
520.4400	Oper Exp Electric Service & Garbage	2,500.00
520.4410	Oper Exp Gas - Utilities	5,000.00
520.4420	Oper Exp Water - Utilities	1,500.00
520.4505	Oper Exp Repair Bldg & Bldg Equipment	5,000.00
520.4510	Oper Exp Repair Equip & Machinery	2,500.00
520.4540	Oper Exp Vehicle Repair & Maintenance	6,500.00
520.4615	Oper Exp Uniform Expense	1,000.00
520.4800	Oper Exp Bond Premium / Issue Costs	250.00
520.4812	Oper Exp Training & Conferences	2,000.00
520.4825	Oper Exp Insurance - Fleet	750.00
520.4893	Oper Exp Veterinarian Services	500.00
	<i>Operations Totals</i>	<hr/> \$58,650.00
	<i>Operations - Non Capital Assets</i>	
520.3657	Oper Exp Controlled Assets	2,475.00
	<i>Operations - Non Capital Assets Totals</i>	<hr/> \$2,475.00
	<i>Capital Outlay</i>	
595.5710	Capital Outlay Equipment & Machinery	.00
595.5730	Capital Outlay Vehicles	.00
	<i>Capital Outlay Totals</i>	<hr/> \$0.00
	DEPT OR SOURCE 637 - ANIMAL CONTROL Totals	<hr/> \$333,924.00
	DEPT OR SOURCE 665 - AGRICULTURE EXTENSION SERVICE	
	<i>Personnel Services</i>	



Budget Worksheet Report

Budget Year 2022

430.1030	Employees Salaried Exempt	160,720.00
430.1040	Employees Hourly Employees	92,311.00
430.1610	Employees Longevity	11,495.00
450.2010	Benefits Social Security/Medicare	20,236.00
450.2020	Benefits Group Medical Insurance	21,216.00
450.2030	Benefits Retirement	11,811.00
450.2040	Benefits Worker's Compensation Insurance	125.00
	<i>Personnel Services Totals</i>	<hr/> \$317,914.00
<i>Operations</i>		
520.3100	Oper Exp Office Supplies / Minor Eqpt	2,000.00
520.3300	Oper Exp Fuel	9,000.00
520.3340	Oper Exp Miscellaneous	1,200.00
520.4522	Oper Exp Copier Maintenance Agreements	1,750.00
520.4540	Oper Exp Vehicle Repair & Maintenance	2,000.00
520.4800	Oper Exp Bond Premium / Issue Costs	.00
520.4814	Oper Exp 4H/Travel/Training/Dues	2,500.00
520.4815	Oper Exp AG/Travel/Training/Dues	2,500.00
520.4816	Oper Exp FSC/Travel/Training/Dues	2,500.00
520.4817	Oper Exp AG Leader/Travel/Trng/Dues	3,000.00
520.4825	Oper Exp Insurance - Fleet	650.00
582.0020	Grant Specific Expense Feral Hog Bounty	5,000.00
	<i>Operations Totals</i>	<hr/> \$32,100.00
<i>Operations - Non Capital Assets</i>		
520.3657	Oper Exp Controlled Assets	.00
	<i>Operations - Non Capital Assets Totals</i>	<hr/> \$0.00
<i>Capital Outlay</i>		
595.5720	Capital Outlay Office Furniture & Equipment	.00
595.5730	Capital Outlay Vehicles	.00
	<i>Capital Outlay Totals</i>	<hr/> \$0.00
	DEPT OR SOURCE 665 - AGRICULTURE EXTENSION	<hr/> \$350,014.00
	DEPT OR SOURCE 670 - OTHER ENVIRONMENTAL SERVICES	



Budget Worksheet Report

Budget Year 2022

Other Services

580.4072	Other Services Citizen's Collection Stations	147,678.00
580.4947	Other Services Soil Conservation	5,200.00
<i>Other Services Totals</i>		<u>\$152,878.00</u>

DEPT OR SOURCE **670 - OTHER ENVIRONMENTAL SERVICES** \$152,878.00

DEPT OR SOURCE **700 - TRANSFERS (IN) /OUT**

Transfers Out

700.0200	Transfers Out To Road & Bridge	.00
700.0700	Transfers Out Transfers to Capital Projects	2,775,000.00
700.0714	Transfers Out Transfer Out to American Rescue	212,228.00
<i>Transfers Out Totals</i>		<u>\$2,987,228.00</u>

DEPT OR SOURCE **700 - TRANSFERS (IN) /OUT Totals** \$2,987,228.00

EXPENSE TOTALS \$69,708,709.00

FUND **100 - GENERAL FUND Totals**

REVENUE TOTALS \$68,708,709.00

EXPENSE TOTALS \$69,708,709.00

FUND **100 - GENERAL FUND Totals** (\$1,000,000.00)

FUND **200 - ROAD & BRIDGE FUND**

REVENUE

DEPT OR SOURCE **620 - UNIT ROAD SYSTEM**


SUB-DEPARTMENT **00 - GENERAL**

Property Taxes

300.7110	Revenues Current Taxes / Real Property	7,560,000.00
300.7120	Revenues Delinquent Taxes / Real Property	65,000.00
300.7130	Revenues Penalty & Interest	50,000.00
300.7182	Revenues Special Road Taxes	20,000.00
<i>Property Taxes Totals</i>		<u>\$7,695,000.00</u>

Other Taxes

300.7235	Revenues Vehicle Registration	360,000.00
----------	-------------------------------	------------



Budget Worksheet Report

Budget Year 2022

Other Taxes Totals \$360,000.00

Licenses and Permits

300.7240	Revenues	Local \$10 Vehicle Reg	1,525,000.00
300.7280	Revenues	Driveway Permit Fee	5,000.00
<i>Licenses and Permits Totals</i>			<u>\$1,530,000.00</u>

Intergovernmental

350.7365	Intergovernmental	State Highway Apportionment	43,000.00
350.7367	Intergovernmental	State Apport: Permits/Oversize	110,000.00
<i>Intergovernmental Totals</i>			<u>\$153,000.00</u>

Fines & Forfeitures

300.7510	Revenues	Fines / District Court	60,000.00
300.7520	Revenues	Fines / County Court	180,000.00
<i>Fines & Forfeitures Totals</i>			<u>\$240,000.00</u>

Miscellaneous

300.7605	Revenues	Miscellaneous Revenue	2,000.00
<i>Miscellaneous Totals</i>			<u>\$2,000.00</u>

Interest Income

330.7610	Investment Income	Interest Income	40,000.00
<i>Interest Income Totals</i>			<u>\$40,000.00</u>

Transfers In

701.0100	Transfers in	Transfer in from General Fund	.00
<i>Transfers In Totals</i>			<u>\$0.00</u>

SUB-DEPARTMENT		00 - GENERAL Totals	<u>\$10,020,000.00</u>
DEPT OR SOURCE		620 - UNIT ROAD SYSTEM Totals	<u>\$10,020,000.00</u>
		REVENUE TOTALS	<u>\$10,020,000.00</u>

EXPENSE

DEPT OR SOURCE 620 - UNIT ROAD SYSTEM

SUB-DEPARTMENT 00 - GENERAL

Personnel Services

420.1020	Appointed Officials	Salary	94,500.00
420.1610	Appointed Officials	Longevity	2,155.00



Budget Worksheet Report

Budget Year 2022

430.1030	Employees Salaried Exempt	.00
430.1040	Employees Hourly Employees	3,544,106.00
430.1053	Employees Cell Phone Allowance	720.00
430.1598	Employees Temporary Employees	56,310.00
430.1610	Employees Longevity	101,070.00
440.1600	Other Pay Overtime	5,000.00
440.1625	Other Pay Uniform/Clothing/Boot Allowance	6,800.00
450.2010	Benefits Social Security/Medicare	282,516.00
450.2020	Benefits Group Medical Insurance	794,278.00
450.2030	Benefits Retirement	454,536.00
450.2040	Benefits Worker's Compensation Insurance	104,296.00
<i>Personnel Services Totals</i>		\$5,446,287.00

Operations

520.3100	Oper Exp Office Supplies / Minor Eqpt	12,500.00
520.3110	Oper Exp Postage	600.00
520.3300	Oper Exp Fuel	400,000.00
520.3305	Oper Exp Lubricants	25,000.00
520.3400	Oper Exp Materials and Supplies	60,000.00
520.3420	Oper Exp Herbicide / Weed Killer	18,000.00
520.3430	Oper Exp Propane	5,000.00
520.3540	Oper Exp Equipment Repair Parts	215,000.00
520.3542	Oper Exp Tires, Tubes, and Batteries	70,000.00
520.3550	Oper Exp Safety Equipment / Supplies	13,500.00
520.3560	Oper Exp Welding Supplies	2,500.00
520.3590	Oper Exp Lumber and Piling	1,500.00
520.3610	Oper Exp Concrete	16,000.00
520.3620	Oper Exp Signs & Posts	70,000.00
520.3630	Oper Exp Small Tools / Minor Equipment	14,000.00
520.3705	Oper Exp Culverts	40,000.00
520.3708	Oper Exp Base Material	535,000.00
520.3710	Oper Exp Surfacing Material	875,000.00



Budget Worksheet Report

Budget Year 2022

520.3712	Oper Exp Seal Coating	470,000.00
520.3714	Oper Exp Water for Construction Projects	.00
520.3900	Oper Exp Subs, Publications, Access Fees	1,500.00
520.4022	Oper Exp Engineering Services	5,000.00
520.4054	Oper Exp Pre-employment/employee physical	4,500.00
520.4055	Oper Exp Surveying Costs	1,000.00
520.4071	Oper Exp Waste Disposal	3,500.00
520.4200	Oper Exp Telephone	12,000.00
520.4205	Oper Exp Cell Phone	4,500.00
520.4212	Oper Exp Wireless Internet Service	.00
520.4350	Oper Exp Printing	2,000.00
520.4400	Oper Exp Electric Service & Garbage	40,000.00
520.4410	Oper Exp Gas - Utilities	4,500.00
520.4420	Oper Exp Water - Utilities	6,500.00
520.4500	Oper Exp Repair Building Structures	2,500.00
520.4505	Oper Exp Repair Bldg & Bldg Equipment	1,500.00
520.4510	Oper Exp Repair Equip & Machinery	30,000.00
520.4520	Oper Exp Repair Office & Misc Equipment	2,500.00
520.4540	Oper Exp Vehicle Repair & Maintenance	30,000.00
520.4610	Oper Exp Equipment Hire	80,000.00
520.4615	Oper Exp Uniform Expense	27,000.00
520.4635	Oper Exp Lease - Alarm System	2,500.00
520.4800	Oper Exp Bond Premium / Issue Costs	100.00
520.4810	Oper Exp Membership Dues & Licenses	1,100.00
520.4812	Oper Exp Training & Conferences	10,000.00
520.4825	Oper Exp Insurance - Fleet	16,500.00
520.4860	Oper Exp Contract Labor	12,500.00
520.4985	Oper Exp Hazard Substance License Fee	400.00
520.4992	Oper Exp Contract Rd Maint/Pavement Rejuv	500,000.00
520.4998	Oper Exp Bridge Construction	621,912.00
	<i>Operations Totals</i>	<hr/> \$4,267,112.00



Budget Worksheet Report

Budget Year 2022

Operations - Non Capital Assets

520.3657	Oper Exp Controlled Assets	10,000.00
<i>Operations - Non Capital Assets Totals</i>		<u>\$10,000.00</u>

Capital Outlay

595.5300	Capital Outlay Bldg Purchase/New Construct	.00
595.5302	Capital Outlay Major Building Renovations	.00
595.5710	Capital Outlay Equipment & Machinery	121,063.00
595.5712	Capital Outlay Extraordinary Equipment Repair	28,000.00
595.5720	Capital Outlay Office Furniture & Equipment	.00
595.5725	Capital Outlay Major Infrastructure Projects	120,000.00
595.5730	Capital Outlay Vehicles	.00
<i>Capital Outlay Totals</i>		<u>\$269,063.00</u>

Transfers Out

700.0202	Transfers Out Required Match for TxDot Grant	27,538.00
700.0700	Transfers Out Transfers to Capital Projects	1,500,000.00
700.0899	Transfers Out Transfer out to Grant Fund	.00
<i>Transfers Out Totals</i>		<u>\$1,527,538.00</u>

SUB-DEPARTMENT 00 - GENERAL Totals \$11,520,000.00

DEPT OR SOURCE 620 - UNIT ROAD SYSTEM Totals \$11,520,000.00

EXPENSE TOTALS \$11,520,000.00

FUND 200 - ROAD & BRIDGE FUND Totals

REVENUE TOTALS \$10,020,000.00

EXPENSE TOTALS \$11,520,000.00

FUND 200 - ROAD & BRIDGE FUND Totals (\$1,500,000.00)

FUND 201 - CETRZ FUND

EXPENSE

DEPT OR SOURCE 100 - SPECIAL REVENUE

Operations

520.3705	Oper Exp Culverts	.00
----------	-------------------	-----



Budget Worksheet Report

Budget Year 2022

520.3708	Oper Exp Base Material	.00
520.3710	Oper Exp Surfacing Material	.00
520.3712	Oper Exp Seal Coating	.00
520.4022	Oper Exp Engineering Services	.00
520.4998	Oper Exp Bridge Construction	.00
	<i>Operations Totals</i>	<u>\$0.00</u>
DEPT OR SOURCE	100 - SPECIAL REVENUE Totals	<u>\$0.00</u>
	EXPENSE TOTALS	<u>\$0.00</u>
FUND	201 - CETRZ FUND Totals	
	EXPENSE TOTALS	<u>\$0.00</u>
FUND	201 - CETRZ FUND Totals	<u>\$0.00</u>
FUND	324 - JUVENILE TJJD	
	REVENUE	
DEPT OR SOURCE	676 - COMMUNITY PROGRAMS	
	<i>Intergovernmental</i>	
350.7366	Intergovernmental State Funding	214,588.00
	<i>Intergovernmental Totals</i>	<u>\$214,588.00</u>
DEPT OR SOURCE	676 - COMMUNITY PROGRAMS Totals	<u>\$214,588.00</u>
DEPT OR SOURCE	677 - "R" GRANT R RISK	
	<i>Intergovernmental</i>	
350.7366	Intergovernmental State Funding	.00
	<i>Intergovernmental Totals</i>	<u>\$0.00</u>
DEPT OR SOURCE	677 - "R" GRANT R RISK Totals	<u>\$0.00</u>
DEPT OR SOURCE	678 - PRE AND POST ADJUDICATION(State)	
	<i>Intergovernmental</i>	
350.7366	Intergovernmental State Funding	46,843.00
	<i>Intergovernmental Totals</i>	<u>\$46,843.00</u>
DEPT OR SOURCE	678 - PRE AND POST	<u>\$46,843.00</u>
DEPT OR SOURCE	682 - BASIC (was "A" STATE AID)	
	<i>Intergovernmental</i>	



Budget Worksheet Report

Budget Year 2022

350.7366	Intergovernmental State Funding	151,916.00
	<i>Intergovernmental Totals</i>	<u>\$151,916.00</u>
	DEPT OR SOURCE 682 - BASIC (was "A" STATE AID) Totals	\$151,916.00
	DEPT OR SOURCE 683 - COMMITMENT DIVERSION ("C")	
	<i>Intergovernmental</i>	
350.7366	Intergovernmental State Funding	170,872.00
	<i>Intergovernmental Totals</i>	<u>\$170,872.00</u>
	DEPT OR SOURCE 683 - COMMITMENT DIVERSION ("C")	\$170,872.00
	DEPT OR SOURCE 685 - "S" PREVENTION & INTERVENTION	
	<i>Intergovernmental</i>	
350.7366	Intergovernmental State Funding	.00
	<i>Intergovernmental Totals</i>	<u>\$0.00</u>
	DEPT OR SOURCE 685 - "S" PREVENTION & INTERVENTION	\$0.00
	DEPT OR SOURCE 686 - "N" MENTAL HEALTH SERVICES	
	<i>Intergovernmental</i>	
350.7366	Intergovernmental State Funding	162,948.00
	<i>Intergovernmental Totals</i>	<u>\$162,948.00</u>
	DEPT OR SOURCE 686 - "N" MENTAL HEALTH SERVICES	\$162,948.00
	DEPT OR SOURCE 688 - STATE SALARY ADJUSTMENT	
	<i>Intergovernmental</i>	
350.7366	Intergovernmental State Funding	.00
	<i>Intergovernmental Totals</i>	<u>\$0.00</u>
	DEPT OR SOURCE 688 - STATE SALARY ADJUSTMENT Totals	\$0.00
	REVENUE TOTALS	<u>\$747,167.00</u>

EXPENSE

	DEPT OR SOURCE 676 - COMMUNITY PROGRAMS	
	<i>Personnel Services</i>	
430.1040	Employees Hourly Employees	154,648.00
430.1054	Employees Certification Supplement	5,877.00
450.2010	Benefits Social Security/Medicare	12,280.00
450.2020	Benefits Group Medical Insurance	21,813.00



Budget Worksheet Report

Budget Year 2022

450.2030	Benefits Retirement	19,632.00
450.2040	Benefits Worker's Compensation Insurance	338.00
	<i>Personnel Services Totals</i>	<u>\$214,588.00</u>
DEPT OR SOURCE 676 - COMMUNITY PROGRAMS Totals		<u>\$214,588.00</u>
DEPT OR SOURCE 677 - "R" GRANT R RISK		
<i>Operations</i>		
520.3660	Oper Exp Computer Software	.00
	<i>Operations Totals</i>	<u>\$0.00</u>
DEPT OR SOURCE 677 - "R" GRANT R RISK Totals		<u>\$0.00</u>
DEPT OR SOURCE 678 - PRE AND POST ADJUDICATION(State)		
<i>Inter-County Contracts</i>		
540.4881	Inter-County Contracts Secure Placement	46,843.00
	<i>Inter-County Contracts Totals</i>	<u>\$46,843.00</u>
<i>External Contracts</i>		
541.4882	External Contracts Non Secure Placement	.00
	<i>External Contracts Totals</i>	<u>\$0.00</u>
DEPT OR SOURCE 678 - PRE AND POST		<u>\$46,843.00</u>
DEPT OR SOURCE 682 - BASIC (was "A" STATE AID)		
<i>Personnel Services</i>		
430.1040	Employees Hourly Employees	104,076.00
430.1054	Employees Certification Supplement	4,758.00
450.2010	Benefits Social Security/Medicare	8,326.00
450.2020	Benefits Group Medical Insurance	21,216.00
450.2030	Benefits Retirement	13,310.00
450.2040	Benefits Worker's Compensation Insurance	229.00
	<i>Personnel Services Totals</i>	<u>\$151,915.00</u>
<i>Operations</i>		
520.3660	Oper Exp Computer Software	.00
	<i>Operations Totals</i>	<u>\$0.00</u>
DEPT OR SOURCE 682 - BASIC (was "A" STATE AID) Totals		<u>\$151,915.00</u>
DEPT OR SOURCE 683 - COMMITMENT DIVERSION ("C")		



Budget Worksheet Report

Budget Year 2022

Personnel Services

430.1040	Employees Hourly Employees	119,768.00
430.1054	Employees Certification Supplement	4,852.00
450.2010	Benefits Social Security/Medicare	9,533.00
450.2020	Benefits Group Medical Insurance	21,216.00
450.2030	Benefits Retirement	15,241.00
450.2040	Benefits Worker's Compensation Insurance	263.00
<i>Personnel Services Totals</i>		<u>\$170,873.00</u>

Inter-County Contracts

540.4881	Inter-County Contracts Secure Placement	.00
<i>Inter-County Contracts Totals</i>		<u>\$0.00</u>

External Contracts

541.4881	External Contracts Secure Placement	.00
541.4882	External Contracts Non Secure Placement	.00
541.4885	External Contracts Youth Probation Services	.00
<i>External Contracts Totals</i>		<u>\$0.00</u>

DEPT OR SOURCE **683 - COMMITMENT DIVERSION ("C")** \$170,873.00

DEPT OR SOURCE **685 - "S" PREVENTION & INTERVENTION**

Personnel Services

430.1040	Employees Hourly Employees	.00
430.1054	Employees Certification Supplement	.00
430.1595	Employees Part-time employees	.00
450.2010	Benefits Social Security/Medicare	.00
450.2020	Benefits Group Medical Insurance	.00
450.2030	Benefits Retirement	.00
450.2040	Benefits Worker's Compensation Insurance	.00
<i>Personnel Services Totals</i>		<u>\$0.00</u>

DEPT OR SOURCE **685 - "S" PREVENTION & INTERVENTION** \$0.00

DEPT OR SOURCE **686 - "N" MENTAL HEALTH SERVICES**

Personnel Services

430.1040	Employees Hourly Employees	115,633.00
----------	----------------------------	------------



Budget Worksheet Report

Budget Year 2022

430.1054	Employees Certification Supplement	2,426.00
450.2010	Benefits Social Security/Medicare	9,032.00
450.2020	Benefits Group Medical Insurance	21,216.00
450.2030	Benefits Retirement	14,439.00
450.2040	Benefits Worker's Compensation Insurance	202.00
450.2060	Benefits Unemployment Insurance	.00
<i>Personnel Services Totals</i>		<hr/> \$162,948.00
<i>External Contracts</i>		
541.4052	External Contracts Evaluations & Psychologicals	.00
541.4053	External Contracts Counseling	.00
<i>External Contracts Totals</i>		<hr/> \$0.00
DEPT OR SOURCE 686 - "N" MENTAL HEALTH SERVICES		<hr/> \$162,948.00
DEPT OR SOURCE 688 - STATE SALARY ADJUSTMENT		
<i>Personnel Services</i>		
430.1051	Employees TJJJ State Salary Supplement	.00
450.2010	Benefits Social Security/Medicare	.00
450.2030	Benefits Retirement	.00
<i>Personnel Services Totals</i>		<hr/> \$0.00
DEPT OR SOURCE 688 - STATE SALARY ADJUSTMENT Totals		<hr/> \$0.00
EXPENSE TOTALS		<hr/> \$747,167.00
FUND 324 - JUVENILE TJJJ Totals		
REVENUE TOTALS		\$747,167.00
EXPENSE TOTALS		\$747,167.00
FUND 324 - JUVENILE TJJJ Totals		<hr/> \$0.00
FUND 325 - JUVENILE PROBATION FUND		
REVENUE		
DEPT OR SOURCE 672 - JUVENILE PROBATION		
<i>Miscellaneous</i>		
300.7605	Revenues Miscellaneous Revenue	50.00



Budget Worksheet Report

Budget Year 2022

300.7655	Revenues Proceeds - County Auction	200.00
	<i>Miscellaneous Totals</i>	<u>\$250.00</u>
<i>Interest Income</i>		
330.7610	Investment Income Interest Income	2,000.00
330.7611	Investment Income interest on State Funds	100.00
	<i>Interest Income Totals</i>	<u>\$2,100.00</u>
<i>Transfers In</i>		
701.0100	Transfers in Transfer in from General Fund	4,262,222.00
	<i>Transfers In Totals</i>	<u>\$4,262,222.00</u>
	DEPT OR SOURCE 672 - JUVENILE PROBATION Totals	<u>\$4,264,572.00</u>
DEPT OR SOURCE 673 - JUVENILE DETENTION		
<i>Charges for Services</i>		
300.7480	Revenues Detention Revenue	200,000.00
	<i>Charges for Services Totals</i>	<u>\$200,000.00</u>
	DEPT OR SOURCE 673 - JUVENILE DETENTION Totals	<u>\$200,000.00</u>
	REVENUE TOTALS	<u>\$4,464,572.00</u>

EXPENSE

DEPT OR SOURCE 672 - JUVENILE PROBATION		
<i>Personnel Services</i>		
420.1020	Appointed Officials Salary	101,236.00
420.1023	Appointed Officials Cell Phone Allowance	.00
420.1054	Appointed Officials Certification Supplement	2,426.00
420.1610	Appointed Officials Longevity	1,845.00
430.1030	Employees Salaried Exempt	75,723.00
430.1040	Employees Hourly Employees	480,699.00
430.1054	Employees Certification Supplement	9,516.00
430.1060	Employees Supplemental Pay	.00
430.1595	Employees Part-time employees	34,653.00
430.1610	Employees Longevity	28,475.00
440.1600	Other Pay Overtime	.00
450.2010	Benefits Social Security/Medicare	54,942.00



Budget Worksheet Report

Budget Year 2022

450.2020	Benefits Group Medical Insurance	126,699.00
450.2030	Benefits Retirement	90,960.00
450.2040	Benefits Worker's Compensation Insurance	1,310.00
450.2060	Benefits Unemployment Insurance	872.00
<i>Personnel Services Totals</i>		<u>\$1,009,356.00</u>

Operations

520.3100	Oper Exp Office Supplies / Minor Eqpt	10,000.00
520.3110	Oper Exp Postage	1,300.00
520.3300	Oper Exp Fuel	8,450.00
520.3334	Oper Exp Juvenile Employee Kitchen Supply	2,000.00
520.3340	Oper Exp Miscellaneous	7,750.00
520.3900	Oper Exp Subs, Publications, Access Fees	1,250.00
520.4010	Oper Exp Outside Audit	5,750.00
520.4014	Oper Exp Drug Court Atty Team Meetings	.00
520.4054	Oper Exp Pre-employment/employee physical	350.00
520.4200	Oper Exp Telephone	6,400.00
520.4205	Oper Exp Cell Phone	6,500.00
520.4260	Oper Exp Mileage/Travel non training	2,000.00
520.4350	Oper Exp Printing	1,300.00
520.4505	Oper Exp Repair Bldg & Bldg Equipment	500.00
520.4520	Oper Exp Repair Office & Misc Equipment	800.00
520.4540	Oper Exp Vehicle Repair & Maintenance	6,000.00
520.4621	Oper Exp Lease - Copier	.00
520.4622	Oper Exp Lease/Rent - Postage Machine	620.00
520.4800	Oper Exp Bond Premium / Issue Costs	213.00
520.4810	Oper Exp Membership Dues & Licenses	2,300.00
520.4812	Oper Exp Training & Conferences	20,000.00
585.3375	Non Residential Expenses Prescriptions	100.00
585.3376	Non Residential Expenses Juvenile Medical Services	100.00
585.4052	Non Residential Expenses Evaluations & Psychologicals	25,000.00
585.4053	Non Residential Expenses Counseling	7,800.00



Budget Worksheet Report

Budget Year 2022

585.4055	Non Residential Expenses Toxicology/Drug Testing	4,500.00
585.4884	Non Residential Expenses Electronic Monitoring	24,000.00
586.4881	Residential Services Secure Placement	108,730.00
586.4882	Residential Services Non Secure Placement	217,460.00
586.4883	Residential Services Contract Detention	550.00
<i>Operations Totals</i>		\$471,723.00
<i>Operations - Non Capital Assets</i>		
520.3657	Oper Exp Controlled Assets	10,000.00
<i>Operations - Non Capital Assets Totals</i>		\$10,000.00
<i>Capital Outlay</i>		
595.5730	Capital Outlay Vehicles	.00
<i>Capital Outlay Totals</i>		\$0.00
DEPT OR SOURCE 672 - JUVENILE PROBATION Totals		\$1,491,079.00
DEPT OR SOURCE 673 - JUVENILE DETENTION		
<i>Personnel Services</i>		
430.1030	Employees Salaried Exempt	79,440.00
430.1040	Employees Hourly Employees	1,591,867.00
430.1054	Employees Certification Supplement	37,562.00
430.1595	Employees Part-time employees	135,821.00
430.1596	Employees Class Instructors	.00
430.1610	Employees Longevity	40,000.00
440.1599	Other Pay Holiday Pay	65,957.00
440.1600	Other Pay Overtime	34,796.00
440.1625	Other Pay Uniform/Clothing/Boot Allowance	10,150.00
450.2010	Benefits Social Security/Medicare	151,394.00
450.2020	Benefits Group Medical Insurance	339,456.00
450.2030	Benefits Retirement	245,857.00
450.2040	Benefits Worker's Compensation Insurance	29,809.00
450.2060	Benefits Unemployment Insurance	1,397.00
<i>Personnel Services Totals</i>		\$2,763,506.00

Operations



Budget Worksheet Report

Budget Year 2022


520.3100	Oper Exp Office Supplies / Minor Eqpt	13,292.00
520.3320	Oper Exp Cleaning Supplies	12,000.00
520.3325	Oper Exp Maintenance Supplies	7,400.00
520.3330	Oper Exp Food	54,000.00
520.3332	Oper Exp Kitchen Items	8,800.00
520.3335	Oper Exp Detainee/Prisoner Uniforms	6,200.00
520.3340	Oper Exp Miscellaneous	1,275.00
520.3345	Oper Exp Personal Hygiene	7,000.00
520.3350	Oper Exp Bedding & Linen	3,000.00
520.3375	Oper Exp Prescriptions / Medical Supplies	10,000.00
520.3376	Oper Exp Juv Detainee Medical Services	24,000.00
520.3900	Oper Exp Subs, Publications, Access Fees	.00
520.4011	Oper Exp PREA Compliance	.00
520.4053	Oper Exp Counseling (detention center)	2,000.00
520.4054	Oper Exp Pre-employment/employee physical	5,000.00
520.4057	Oper Exp Program Supplies/Misc	4,000.00
520.4205	Oper Exp Cell Phone	3,900.00
520.4260	Oper Exp Mileage/Travel non training	120.00
520.4350	Oper Exp Printing	.00
520.4505	Oper Exp Repair Bldg & Bldg Equipment	28,000.00
520.4510	Oper Exp Repair Equip & Machinery	5,000.00
520.4520	Oper Exp Repair Office & Misc Equipment	2,400.00
520.4621	Oper Exp Lease - Copier	.00
520.4810	Oper Exp Membership Dues & Licenses	500.00
520.4812	Oper Exp Training & Conferences	10,000.00
	<i>Operations Totals</i>	<u>\$207,887.00</u>
	<i>Operations - Non Capital Assets</i>	
520.3657	Oper Exp Controlled Assets	2,100.00
	<i>Operations - Non Capital Assets Totals</i>	<u>\$2,100.00</u>
	<i>Capital Outlay</i>	
595.5302	Capital Outlay Major Building Renovations	.00



Budget Worksheet Report

Budget Year 2022

595.5710	Capital Outlay Equipment & Machinery	.00
	<i>Capital Outlay Totals</i>	\$0.00
DEPT OR SOURCE	673 - JUVENILE DETENTION Totals	\$2,973,493.00
	EXPENSE TOTALS	\$4,464,572.00
FUND	325 - JUVENILE PROBATION FUND Totals	
	REVENUE TOTALS	\$4,464,572.00
	EXPENSE TOTALS	\$4,464,572.00
FUND	325 - JUVENILE PROBATION FUND Totals	\$0.00
FUND	326 - JUVENILE PROBATION FEE FUND	
	REVENUE	
DEPT OR SOURCE	672 - JUVENILE PROBATION	
	<i>Charges for Services</i>	
300.7474	Revenues Juv Probation Fees	2,500.00
	<i>Charges for Services Totals</i>	\$2,500.00
	<i>Miscellaneous</i>	
300.7475	Revenues Juv Unclaimed Restitution	50.00
	<i>Miscellaneous Totals</i>	\$50.00
	<i>Interest Income</i>	
330.7610	Investment Income Interest Income	50.00
	<i>Interest Income Totals</i>	\$50.00
DEPT OR SOURCE	672 - JUVENILE PROBATION Totals	\$2,600.00
	REVENUE TOTALS	\$2,600.00
	EXPENSE	
DEPT OR SOURCE	672 - JUVENILE PROBATION	
	<i>Operations</i>	
585.3330	Non Residential Expenses Juvenile Meals	100.00
585.3340	Non Residential Expenses Other Juvenile Needs	1,000.00
585.3375	Non Residential Expenses Prescriptions	5,000.00
585.3376	Non Residential Expenses Juvenile Medical Services	3,000.00



Budget Worksheet Report

Budget Year 2022

<i>Operations Totals</i>	\$9,100.00
DEPT OR SOURCE 672 - JUVENILE PROBATION Totals	\$9,100.00
EXPENSE TOTALS	\$9,100.00

FUND 326 - JUVENILE PROBATION FEE FUND Totals

REVENUE TOTALS	\$2,600.00
EXPENSE TOTALS	\$9,100.00

FUND 326 - JUVENILE PROBATION FEE FUND Totals	(\$6,500.00)
---	--------------

FUND 327 - JUVENILE PROBATION TITLE IVE

REVENUE

DEPT OR SOURCE 672 - JUVENILE PROBATION

Interest Income

330.7610 Investment Income Interest Income	100.00
<i>Interest Income Totals</i>	\$100.00

DEPT OR SOURCE 672 - JUVENILE PROBATION Totals	\$100.00
REVENUE TOTALS	\$100.00

EXPENSE

DEPT OR SOURCE 672 - JUVENILE PROBATION

Operations

585.3341 Non Residential Expenses Community Service Supply	300.00
585.4057 Non Residential Expenses Other Program Expenses	10,000.00
<i>Operations Totals</i>	\$10,300.00

DEPT OR SOURCE 672 - JUVENILE PROBATION Totals	\$10,300.00
EXPENSE TOTALS	\$10,300.00

FUND 327 - JUVENILE PROBATION TITLE IVE Totals

REVENUE TOTALS	\$100.00
EXPENSE TOTALS	\$10,300.00



Budget Worksheet Report

Budget Year 2022

FUND 327 - JUVENILE PROBATION TITLE IVE Totals		(\$10,200.00)
<hr/>		
FUND 400 - LAW LIBRARY FUND		
REVENUE		
DEPT OR SOURCE 100 - SPECIAL REVENUE		
<i>Charges for Services</i>		
300.7420	Revenues County Court Costs	.00
300.7485	Revenues Law Library Fee	65,000.00
<i>Charges for Services Totals</i>		<hr/> \$65,000.00 <hr/>
DEPT OR SOURCE 100 - SPECIAL REVENUE Totals		\$65,000.00
REVENUE TOTALS		<hr/> \$65,000.00 <hr/>
EXPENSE		
DEPT OR SOURCE 100 - SPECIAL REVENUE		
<i>Operations</i>		
520.3340	Oper Exp Miscellaneous	200.00
520.3857	Oper Exp Law Books/CD's	30,000.00
<i>Operations Totals</i>		<hr/> \$30,200.00 <hr/>
DEPT OR SOURCE 100 - SPECIAL REVENUE Totals		\$30,200.00
EXPENSE TOTALS		<hr/> \$30,200.00 <hr/>
FUND 400 - LAW LIBRARY FUND Totals		
REVENUE TOTALS		\$65,000.00
EXPENSE TOTALS		\$30,200.00
FUND 400 - LAW LIBRARY FUND Totals		<hr/> \$34,800.00 <hr/>
FUND 401 - COUNTY JURY FUND		
REVENUE		
DEPT OR SOURCE 100 - SPECIAL REVENUE		
<i>Charges for Services</i>		
300.7420	Revenues County Court Costs	.00
<i>Charges for Services Totals</i>		<hr/> \$0.00 <hr/>
DEPT OR SOURCE 100 - SPECIAL REVENUE Totals		\$0.00



Budget Worksheet Report

Budget Year 2022

REVENUE TOTALS \$0.00

EXPENSE

DEPT OR SOURCE **100 - SPECIAL REVENUE**

Operations

520.4853 Oper Exp Petit Jurors .00

Operations Totals \$0.00

DEPT OR SOURCE **100 - SPECIAL REVENUE Totals** \$0.00

EXPENSE TOTALS \$0.00

FUND **401 - COUNTY JURY FUND Totals**

REVENUE TOTALS \$0.00

EXPENSE TOTALS \$0.00

FUND **401 - COUNTY JURY FUND Totals** \$0.00

FUND **403 - SHERIFF'S STATE FORFEITURE CH 59**

REVENUE

DEPT OR SOURCE **100 - SPECIAL REVENUE**

Fines & Forfeitures

300.7542 Revenues Forfeiture Proceeds 30,000.00

Fines & Forfeitures Totals \$30,000.00

Interest Income

330.7610 Investment Income Interest Income .00

Interest Income Totals \$0.00

DEPT OR SOURCE **100 - SPECIAL REVENUE Totals** \$30,000.00

REVENUE TOTALS \$30,000.00

EXPENSE

DEPT OR SOURCE **100 - SPECIAL REVENUE**

Operations

520.3100 Oper Exp Office Supplies / Minor Eqpt 5,000.00

520.3340 Oper Exp Miscellaneous 50,000.00

520.3392 Oper Exp Firearms & Weapons-Controlled FA .00



Budget Worksheet Report

Budget Year 2022

520.3660	Oper Exp Computer Software	10,000.00
520.3757	Oper Exp Vehicle Equipment	50,000.00
520.3800	Oper Exp Body Armor	20,000.00
520.4016	Oper Exp Confidential Informant Payments	10,000.00
520.4019	Oper Exp Paymt to Cooperating Agencies	10,000.00
520.4520	Oper Exp Repair Office & Misc Equipment	5,000.00
520.4525	Oper Exp Software Site Licenses	25,000.00
520.4812	Oper Exp Training & Conferences	20,000.00
	<i>Operations Totals</i>	<u>\$205,000.00</u>
	<i>Operations - Non Capital Assets</i>	
520.3657	Oper Exp Controlled Assets	75,000.00
	<i>Operations - Non Capital Assets Totals</i>	<u>\$75,000.00</u>
	<i>Capital Outlay</i>	
595.5710	Capital Outlay Equipment & Machinery	.00
	<i>Capital Outlay Totals</i>	<u>\$0.00</u>
	DEPT OR SOURCE 100 - SPECIAL REVENUE Totals	<u>\$280,000.00</u>
	EXPENSE TOTALS	<u>\$280,000.00</u>
	FUND 403 - SHERIFF'S STATE FORFEITURE CH 59 Totals	
	REVENUE TOTALS	\$30,000.00
	EXPENSE TOTALS	\$280,000.00
		<u>(\$250,000.00)</u>
	FUND 403 - SHERIFF'S STATE FORFEITURE CH 59 Totals	
	FUND 405 - SHERIFF'S FEDERAL FORFEITURE	
	REVENUE	
	DEPT OR SOURCE 100 - SPECIAL REVENUE	
	<i>Fines & Forfeitures</i>	
300.7542	Revenues Forfeiture Proceeds	50,000.00
	<i>Fines & Forfeitures Totals</i>	<u>\$50,000.00</u>
	DEPT OR SOURCE 100 - SPECIAL REVENUE Totals	<u>\$50,000.00</u>
	REVENUE TOTALS	<u>\$50,000.00</u>



Budget Worksheet Report

Budget Year 2022

EXPENSE

DEPT OR SOURCE **100 - SPECIAL REVENUE**

Operations

560.3340	Fed Forfeiture Exp Miscellaneous (d)	5,000.00
560.3655	Fed Forfeiture Exp Communication, PC, PC Maint (d)	5,000.00
560.3657	Fed Forfeiture Exp Controlled Assets (d)	.00
560.3659	Fed Forfeiture Exp Electronic Surveillance Equip(d)	5,000.00
560.3800	Fed Forfeiture Exp Body Armor & Protective Gear(fd)	10,000.00
560.3801	Fed Forfeiture Exp Firearms & Ammunition (d)	2,000.00
560.4016	Fed Forfeiture Exp Informant and Buy Money (a)	20,000.00
560.4017	Fed Forfeiture Exp Investigation Expenses (a)	2,500.00
560.4030	Fed Forfeiture Exp Contracted Services (f)	5,000.00
560.4812	Fed Forfeiture Exp Training (b)	20,000.00
560.4920	Fed Forfeiture Exp Drug/Gang/ Awareness Prog (i)	3,000.00
560.4922	Fed Forfeiture Exp Support Community Based Prog(l)	10,000.00
560.4991	Fed Forfeiture Exp Awards/Memorials (h)	.00
560.4999	Fed Forfeiture Exp non-categorized expenses(M)	3,000.00

Operations Totals \$90,500.00

Capital Outlay

595.5710	Capital Outlay Equipment & Machinery	.00
----------	--------------------------------------	-----

Capital Outlay Totals \$0.00

DEPT OR SOURCE **100 - SPECIAL REVENUE** Totals \$90,500.00

EXPENSE TOTALS \$90,500.00

FUND **405 - SHERIFF'S FEDERAL FORFEITURE** Totals

REVENUE TOTALS \$50,000.00

EXPENSE TOTALS \$90,500.00

FUND **405 - SHERIFF'S FEDERAL FORFEITURE** Totals (\$40,500.00)

FUND **408 - FIRE CODE INSPECTION FEE FUND**

REVENUE



Budget Worksheet Report

Budget Year 2022

DEPT OR SOURCE 100 - SPECIAL REVENUE

Charges for Services

300.7270	Revenues Fire Code Inspection Fees	125,000.00
	<i>Charges for Services Totals</i>	<u>\$125,000.00</u>
	DEPT OR SOURCE 100 - SPECIAL REVENUE Totals	<u>\$125,000.00</u>
	REVENUE TOTALS	<u>\$125,000.00</u>

EXPENSE

DEPT OR SOURCE 100 - SPECIAL REVENUE

Personnel Services

430.1040	Employees Hourly Employees	46,980.00
430.1054	Employees Certification Supplement	.00
430.1595	Employees Part-time employees	26,500.00
430.1610	Employees Longevity	1,245.00
440.1625	Other Pay Uniform/Clothing/Boot Allowance	450.00
450.2010	Benefits Social Security/Medicare	5,751.00
450.2020	Benefits Group Medical Insurance	10,608.00
450.2030	Benefits Retirement	9,262.00
450.2040	Benefits Worker's Compensation Insurance	1,262.00
	<i>Personnel Services Totals</i>	<u>\$102,058.00</u>

Operations

520.3100	Oper Exp Office Supplies / Minor Eqpt	500.00
520.3300	Oper Exp Fuel	4,000.00
520.3340	Oper Exp Miscellaneous	2,500.00
520.3550	Oper Exp Safety Equipment / Supplies	.00
520.3757	Oper Exp Vehicle Equipment	4,000.00
520.3900	Oper Exp Subs, Publications, Access Fees	3,000.00
520.4205	Oper Exp Cell Phone	1,200.00
520.4212	Oper Exp Wireless Internet Service	1,000.00
520.4350	Oper Exp Printing	1,500.00
520.4540	Oper Exp Vehicle Repair & Maintenance	2,500.00
520.4616	Oper Exp Uniform Accessories	.00



Budget Worksheet Report

Budget Year 2022

520.4810	Oper Exp Membership Dues & Licenses	2,000.00
520.4812	Oper Exp Training & Conferences	5,000.00
	<i>Operations Totals</i>	<hr/> \$27,200.00
<i>Operations - Non Capital Assets</i>		
520.3657	Oper Exp Controlled Assets	2,763.00
	<i>Operations - Non Capital Assets Totals</i>	<hr/> \$2,763.00
<i>Capital Outlay</i>		
595.5710	Capital Outlay Equipment & Machinery	.00
595.5730	Capital Outlay Vehicles	22,300.00
	<i>Capital Outlay Totals</i>	<hr/> \$22,300.00
DEPT OR SOURCE 100 - SPECIAL REVENUE Totals		<hr/> \$154,321.00
	EXPENSE TOTALS	<hr/> \$154,321.00
FUND 408 - FIRE CODE INSPECTION FEE FUND Totals		
	REVENUE TOTALS	\$125,000.00
	EXPENSE TOTALS	\$154,321.00
FUND 408 - FIRE CODE INSPECTION FEE FUND Totals		<hr/> (\$29,321.00)
FUND 409 - SHERIFF'S DONATION FUND		
EXPENSE		
DEPT OR SOURCE 100 - SPECIAL REVENUE		
<i>Operations</i>		
583.3340	SO Donated Funds Miscellaneous	500.00
583.3341	SO Donated Funds Crime Prevention	1,238.00
583.3342	SO Donated Funds Canine Supply	100.00
583.3343	SO Donated Funds Animal Shelter	75.00
583.4812	SO Donated Funds Conference and Training	25.00
583.4813	SO Donated Funds Training Refreshments/Supplies	100.00
583.4980	SO Donated Funds Student ID Kits	430.00
583.4991	SO Donated Funds Employee Recognition	1,500.00
583.4992	SO Donated Funds SO Dept Employee Banquet	3,500.00



Budget Worksheet Report

Budget Year 2022

583.4993	SO Donated Funds T-Shirts & Caps	200.00
583.4994	SO Donated Funds Funeral Flowers	500.00
	<i>Operations Totals</i>	<u>\$8,168.00</u>
DEPT OR SOURCE	100 - SPECIAL REVENUE Totals	<u>\$8,168.00</u>
	EXPENSE TOTALS	<u>\$8,168.00</u>
FUND	409 - SHERIFF'S DONATION FUND Totals	
	EXPENSE TOTALS	<u>\$8,168.00</u>
FUND	409 - SHERIFF'S DONATION FUND Totals	<u>(\$8,168.00)</u>
FUND	410 - COUNTY CLERK RECORDS MGMT FUND	
	REVENUE	
DEPT OR SOURCE	100 - SPECIAL REVENUE	
	<i>Charges for Services</i>	
300.7424	Revenues Records Mgmt/ Preservation Fees	400,000.00
	<i>Charges for Services Totals</i>	<u>\$400,000.00</u>
DEPT OR SOURCE	100 - SPECIAL REVENUE Totals	<u>\$400,000.00</u>
	REVENUE TOTALS	<u>\$400,000.00</u>
	EXPENSE	
DEPT OR SOURCE	100 - SPECIAL REVENUE	
	<i>Personnel Services</i>	
410.1010	Elected Officials Salary	.00
450.2010	Benefits Social Security/Medicare	.00
450.2030	Benefits Retirement	.00
450.2040	Benefits Worker's Compensation Insurance	.00
	<i>Personnel Services Totals</i>	<u>\$0.00</u>
	<i>Operations</i>	
520.3100	Oper Exp Office Supplies / Minor Eqpt	1,000.00
520.3355	Oper Exp Records Preservation	600,000.00
520.3660	Oper Exp Computer Software	50,000.00
520.4520	Oper Exp Repair Office & Misc Equipment	7,000.00
520.4523	Oper Exp Software Maintenance/License	150,000.00



Budget Worksheet Report

Budget Year 2022


520.4810	Oper Exp Membership Dues & Licenses	400.00
520.4812	Oper Exp Training & Conferences	5,000.00
	<i>Operations Totals</i>	<u>\$813,400.00</u>
	<i>Operations - Non Capital Assets</i>	
520.3657	Oper Exp Controlled Assets	.00
	<i>Operations - Non Capital Assets Totals</i>	<u>\$0.00</u>
	<i>Capital Outlay</i>	
595.5720	Capital Outlay Office Furniture & Equipment	50,000.00
	<i>Capital Outlay Totals</i>	<u>\$50,000.00</u>
	DEPT OR SOURCE 100 - SPECIAL REVENUE Totals	<u>\$863,400.00</u>
	EXPENSE TOTALS	<u>\$863,400.00</u>
	FUND 410 - COUNTY CLERK RECORDS MGMT FUND Totals	
	REVENUE TOTALS	\$400,000.00
	EXPENSE TOTALS	\$863,400.00
	<hr/>	
	FUND 410 - COUNTY CLERK RECORDS MGMT FUND Totals	(\$463,400.00)
	FUND 411 - CO. CLERK RECORDS ARCHIVE-GF	
	REVENUE	
	DEPT OR SOURCE 100 - SPECIAL REVENUE	
	<i>Charges for Services</i>	
300.7424	Revenues Records Mgmt/ Preservation Fees	400,000.00
	<i>Charges for Services Totals</i>	<u>\$400,000.00</u>
	<i>Interest Income</i>	
330.7610	Investment Income Interest Income	3,000.00
	<i>Interest Income Totals</i>	<u>\$3,000.00</u>
	DEPT OR SOURCE 100 - SPECIAL REVENUE Totals	<u>\$403,000.00</u>
	REVENUE TOTALS	<u>\$403,000.00</u>
	EXPENSE	
	DEPT OR SOURCE 100 - SPECIAL REVENUE	
	<i>Operations</i>	



Budget Worksheet Report

Budget Year 2022

520.3355	Oper Exp Records Preservation	350,000.00
	<i>Operations Totals</i>	<u>\$350,000.00</u>
DEPT OR SOURCE	100 - SPECIAL REVENUE Totals	<u>\$350,000.00</u>
	EXPENSE TOTALS	<u>\$350,000.00</u>
FUND	411 - CO. CLERK RECORDS ARCHIVE-GF Totals	
	REVENUE TOTALS	\$403,000.00
	EXPENSE TOTALS	\$350,000.00
FUND	411 - CO. CLERK RECORDS ARCHIVE-GF Totals	<u>\$53,000.00</u>
FUND	412 - COUNTY RECORDS MANAGEMENT	
	REVENUE	
DEPT OR SOURCE	100 - SPECIAL REVENUE	
	<i>Charges for Services</i>	
300.7424	Revenues Records Mgmt/ Preservation Fees	35,000.00
	<i>Charges for Services Totals</i>	<u>\$35,000.00</u>
DEPT OR SOURCE	100 - SPECIAL REVENUE Totals	<u>\$35,000.00</u>
	REVENUE TOTALS	<u>\$35,000.00</u>
	EXPENSE	
DEPT OR SOURCE	100 - SPECIAL REVENUE	
	<i>Operations</i>	
520.3355	Oper Exp Records Preservation	35,000.00
520.3356	Oper Exp Records Destruction Costs	6,000.00
520.4523	Oper Exp Software Maintenance/License	1,750.00
	<i>Operations Totals</i>	<u>\$42,750.00</u>
DEPT OR SOURCE	100 - SPECIAL REVENUE Totals	<u>\$42,750.00</u>
	EXPENSE TOTALS	<u>\$42,750.00</u>
FUND	412 - COUNTY RECORDS MANAGEMENT Totals	
	REVENUE TOTALS	\$35,000.00



Budget Worksheet Report

Budget Year 2022

EXPENSE TOTALS \$42,750.00

FUND 412 - COUNTY RECORDS MANAGEMENT Totals (\$7,750.00)

FUND 413 - VITAL STATISTICS PRESERVATION-GF

REVENUE

DEPT OR SOURCE 100 - SPECIAL REVENUE

Charges for Services

300.7424 Revenues Records Mgmt/ Preservation Fees 6,000.00

Charges for Services Totals \$6,000.00

DEPT OR SOURCE 100 - SPECIAL REVENUE Totals \$6,000.00

REVENUE TOTALS \$6,000.00

EXPENSE

DEPT OR SOURCE 100 - SPECIAL REVENUE

Operations

520.3100 Oper Exp Office Supplies / Minor Eqpt 3,000.00

520.3355 Oper Exp Records Preservation 2,000.00

520.4812 Oper Exp Training & Conferences 4,000.00

Operations Totals \$9,000.00

DEPT OR SOURCE 100 - SPECIAL REVENUE Totals \$9,000.00

EXPENSE TOTALS \$9,000.00

FUND 413 - VITAL STATISTICS PRESERVATION-GF Totals

REVENUE TOTALS \$6,000.00

EXPENSE TOTALS \$9,000.00

FUND 413 - VITAL STATISTICS PRESERVATION-GF Totals (\$3,000.00)

FUND 414 - COURTHOUSE SECURITY

REVENUE

DEPT OR SOURCE 100 - SPECIAL REVENUE

Charges for Services

300.7409 Revenues Security Fee 90,000.00



Budget Worksheet Report

Budget Year 2022

300.7420	Revenues County Court Costs	.00
	<i>Charges for Services Totals</i>	<u>\$90,000.00</u>
DEPT OR SOURCE	100 - SPECIAL REVENUE Totals	<u>\$90,000.00</u>
	REVENUE TOTALS	<u>\$90,000.00</u>

EXPENSE

DEPT OR SOURCE **100 - SPECIAL REVENUE**

Personnel Services

440.1600	Other Pay Overtime	40,000.00
450.2010	Benefits Social Security/Medicare	3,060.00
450.2030	Benefits Retirement	4,928.00
450.2040	Benefits Worker's Compensation Insurance	672.00
	<i>Personnel Services Totals</i>	<u>\$48,660.00</u>

Operations

520.4637	Oper Exp Security Expenses	20,000.00
	<i>Operations Totals</i>	<u>\$20,000.00</u>

Operations - Non Capital Assets

520.3657	Oper Exp Controlled Assets	5,000.00
	<i>Operations - Non Capital Assets Totals</i>	<u>\$5,000.00</u>

Capital Outlay

595.5710	Capital Outlay Equipment & Machinery	65,000.00
	<i>Capital Outlay Totals</i>	<u>\$65,000.00</u>

DEPT OR SOURCE	100 - SPECIAL REVENUE Totals	<u>\$138,660.00</u>
	EXPENSE TOTALS	<u>\$138,660.00</u>

FUND **414 - COURTHOUSE SECURITY Totals**

REVENUE TOTALS \$90,000.00

EXPENSE TOTALS \$138,660.00

FUND **414 - COURTHOUSE SECURITY Totals** (\$48,660.00)

FUND **415 - DISTRICT CLERK RECORDS MGMT**

REVENUE



Budget Worksheet Report

Budget Year 2022

DEPT OR SOURCE 100 - SPECIAL REVENUE

Charges for Services

300.7424	Revenues	Records Mgmt/ Preservation Fees	10,000.00
		<i>Charges for Services Totals</i>	<u>\$10,000.00</u>
	DEPT OR SOURCE	100 - SPECIAL REVENUE Totals	<u>\$10,000.00</u>
		REVENUE TOTALS	<u>\$10,000.00</u>

EXPENSE

DEPT OR SOURCE 100 - SPECIAL REVENUE

Operations

520.3355	Oper Exp	Records Preservation	15,000.00
		<i>Operations Totals</i>	<u>\$15,000.00</u>
	DEPT OR SOURCE	100 - SPECIAL REVENUE Totals	<u>\$15,000.00</u>
		EXPENSE TOTALS	<u>\$15,000.00</u>

FUND 415 - DISTRICT CLERK RECORDS MGMT Totals

REVENUE TOTALS \$10,000.00

EXPENSE TOTALS \$15,000.00

FUND 415 - DISTRICT CLERK RECORDS MGMT Totals (\$5,000.00)

FUND 416 - JUSTICE COURT ASSISTANCE & TECH


REVENUE

DEPT OR SOURCE 100 - SPECIAL REVENUE

Charges for Services

300.7401	Revenues	JP1 Justice Court Technology	13,000.00
300.7402	Revenues	JP2 -Justice Court Technology	3,000.00
300.7403	Revenues	JP3 - Justice Court Technology	4,000.00
300.7404	Revenues	JP4 - Justice Court Technology	7,000.00
		<i>Charges for Services Totals</i>	<u>\$27,000.00</u>
	DEPT OR SOURCE	100 - SPECIAL REVENUE Totals	<u>\$27,000.00</u>
		REVENUE TOTALS	<u>\$27,000.00</u>

EXPENSE



Budget Worksheet Report

Budget Year 2022

DEPT OR SOURCE **100 - SPECIAL REVENUE**

SUB-DEPARTMENT **00 - GENERAL**

Operations

520.4523	Oper Exp Software Maintenance/License	5,000.00
<i>Operations Totals</i>		<u>\$5,000.00</u>

SUB-DEPARTMENT **00 - GENERAL** Totals \$5,000.00

SUB-DEPARTMENT **01 - PRECINCT 1**

Operations

520.3340	Oper Exp Miscellaneous	600.00
520.4520	Oper Exp Repair Office & Misc Equipment	2,000.00
520.4523	Oper Exp Software Maintenance/License	100.00
520.4812	Oper Exp Training & Conferences	2,000.00
<i>Operations Totals</i>		<u>\$4,700.00</u>

Operations - Non Capital Assets

520.3657	Oper Exp Controlled Assets	8,000.00
<i>Operations - Non Capital Assets Totals</i>		<u>\$8,000.00</u>

SUB-DEPARTMENT **01 - PRECINCT 1** Totals \$12,700.00

SUB-DEPARTMENT **02 - PRECINCT 2**

Operations

520.3340	Oper Exp Miscellaneous	.00
520.4520	Oper Exp Repair Office & Misc Equipment	.00
<i>Operations Totals</i>		<u>\$0.00</u>

Operations - Non Capital Assets

520.3657	Oper Exp Controlled Assets	.00
<i>Operations - Non Capital Assets Totals</i>		<u>\$0.00</u>

SUB-DEPARTMENT **02 - PRECINCT 2** Totals \$0.00

SUB-DEPARTMENT **03 - PRECINCT 3**

Operations

520.3340	Oper Exp Miscellaneous	.00
520.4520	Oper Exp Repair Office & Misc Equipment	.00
520.4812	Oper Exp Training & Conferences	.00



Budget Worksheet Report

Budget Year 2022

Operations Totals

 \$0.00

Operations - Non Capital Assets

520.3657 Oper Exp Controlled Assets .00

Operations - Non Capital Assets Totals

 \$0.00

SUB-DEPARTMENT 03 - PRECINCT 3 Totals

 \$0.00

SUB-DEPARTMENT 04 - PRECINCT 4

Operations

520.3340 Oper Exp Miscellaneous 100.00

520.4212 Oper Exp Wireless Internet Service 100.00

520.4520 Oper Exp Repair Office & Misc Equipment 1,000.00

520.4812 Oper Exp Training & Conferences 1,500.00

Operations Totals

 \$2,700.00

Operations - Non Capital Assets

520.3657 Oper Exp Controlled Assets .00

Operations - Non Capital Assets Totals

 \$0.00

SUB-DEPARTMENT 04 - PRECINCT 4 Totals

 \$2,700.00

SUB-DEPARTMENT 31 - CONSTABLE, PCT 1

Operations

521.3657 Tech Exp Controlled Assets .00

Operations Totals

 \$0.00

SUB-DEPARTMENT 31 - CONSTABLE, PCT 1 Totals

 \$0.00

SUB-DEPARTMENT 33 - CONSTABLE, PCT 3

Operations

521.3340 Tech Exp Other Technology Expenses .00

521.3657 Tech Exp Controlled Assets .00

Operations Totals

 \$0.00

SUB-DEPARTMENT 33 - CONSTABLE, PCT 3 Totals


 \$0.00

SUB-DEPARTMENT 34 - CONSTABLE, PCT 4

Operations

521.3340 Tech Exp Other Technology Expenses .00

521.3657 Tech Exp Controlled Assets .00



Budget Worksheet Report

Budget Year 2022

521.4212	Tech Exp Wireless Internet	100.00
	<i>Operations Totals</i>	<u>\$100.00</u>
	SUB-DEPARTMENT 34 - CONSTABLE, PCT 4 Totals	<u>\$100.00</u>
	DEPT OR SOURCE 100 - SPECIAL REVENUE Totals	<u>\$20,500.00</u>
	EXPENSE TOTALS	\$20,500.00
FUND 416 - JUSTICE COURT ASSISTANCE & TECH Totals		
	REVENUE TOTALS	\$27,000.00
	EXPENSE TOTALS	\$20,500.00
		<u>\$6,500.00</u>
FUND 416 - JUSTICE COURT ASSISTANCE & TECH Totals		\$6,500.00
FUND 417 - CO & DIST COURT TECHNOLOGY FUND		
REVENUE		
DEPT OR SOURCE 100 - SPECIAL REVENUE		
<i>Charges for Services</i>		
300.7405	Revenues Fees of Office	3,000.00
	<i>Charges for Services Totals</i>	<u>\$3,000.00</u>
	DEPT OR SOURCE 100 - SPECIAL REVENUE Totals	<u>\$3,000.00</u>
	REVENUE TOTALS	\$3,000.00
EXPENSE		
DEPT OR SOURCE 100 - SPECIAL REVENUE		
<i>Operations</i>		
520.4812	Oper Exp Training & Conferences	5,000.00
	<i>Operations Totals</i>	<u>\$5,000.00</u>
	<i>Operations - Non Capital Assets</i>	
520.3657	Oper Exp Controlled Assets	.00
	<i>Operations - Non Capital Assets Totals</i>	<u>\$0.00</u>
	DEPT OR SOURCE 100 - SPECIAL REVENUE Totals	<u>\$5,000.00</u>
	EXPENSE TOTALS	\$5,000.00
FUND 417 - CO & DIST COURT TECHNOLOGY FUND Totals		



Budget Worksheet Report

Budget Year 2022

REVENUE TOTALS \$3,000.00
EXPENSE TOTALS \$5,000.00

FUND 417 - CO & DIST COURT TECHNOLOGY FUND Totals (\$2,000.00)

FUND 418 - JP JUSTICE COURT SECURITY

REVENUE

DEPT OR SOURCE 100 - SPECIAL REVENUE

Charges for Services

300.7409 Revenues Security Fee 2,000.00
Charges for Services Totals \$2,000.00
DEPT OR SOURCE 100 - SPECIAL REVENUE Totals \$2,000.00
REVENUE TOTALS \$2,000.00

EXPENSE

DEPT OR SOURCE 100 - SPECIAL REVENUE

Operations

520.3340 Oper Exp Miscellaneous .00
520.4637 Oper Exp Security Expenses 6,000.00
520.4812 Oper Exp Training & Conferences .00
Operations Totals \$6,000.00

Operations - Non Capital Assets

520.3657 Oper Exp Controlled Assets .00
Operations - Non Capital Assets Totals \$0.00
DEPT OR SOURCE 100 - SPECIAL REVENUE Totals \$6,000.00
EXPENSE TOTALS \$6,000.00

FUND 418 - JP JUSTICE COURT SECURITY Totals

REVENUE TOTALS \$2,000.00
EXPENSE TOTALS \$6,000.00

FUND 418 - JP JUSTICE COURT SECURITY Totals (\$4,000.00)



Budget Worksheet Report

Budget Year 2022

FUND 419 - JUSTICE COURT SUPPORT FUND

REVENUE

DEPT OR SOURCE 100 - SPECIAL REVENUE

Charges for Services

300.7420	Revenues County Court Costs	.00
	<i>Charges for Services Totals</i>	\$0.00
	DEPT OR SOURCE 100 - SPECIAL REVENUE Totals	\$0.00
	REVENUE TOTALS	\$0.00

FUND 419 - JUSTICE COURT SUPPORT FUND Totals

REVENUE TOTALS \$0.00

FUND 419 - JUSTICE COURT SUPPORT FUND Totals \$0.00

FUND 420 - SURPLUS FUNDS-ELECTION CONTRACTS

REVENUE

DEPT OR SOURCE 100 - SPECIAL REVENUE

Charges for Services

300.7647	Revenues Elections Admin Fee	.00
	<i>Charges for Services Totals</i>	\$0.00

Transfers In

701.0521	Transfers in From Election Contracts Fund	.00
	<i>Transfers In Totals</i>	\$0.00
	DEPT OR SOURCE 100 - SPECIAL REVENUE Totals	\$0.00
	REVENUE TOTALS	\$0.00

EXPENSE

DEPT OR SOURCE 100 - SPECIAL REVENUE

Operations

520.3340	Oper Exp Miscellaneous	1,000.00
520.4260	Oper Exp Mileage/Travel non training	500.00
520.4520	Oper Exp Repair Office & Misc Equipment	2,000.00
520.4810	Oper Exp Membership Dues & Licenses	350.00



Budget Worksheet Report

Budget Year 2022

520.4812	Oper Exp Training & Conferences	12,000.00
	<i>Operations Totals</i>	<u>\$15,850.00</u>
	<i>Transfers Out</i>	
700.0422	Transfers Out Transfer to HAVA Grant	.00
	<i>Transfers Out Totals</i>	<u>\$0.00</u>
	DEPT OR SOURCE 100 - SPECIAL REVENUE Totals	<u>\$15,850.00</u>
	EXPENSE TOTALS	<u>\$15,850.00</u>
FUND 420 - SURPLUS FUNDS-ELECTION CONTRACTS Totals		
	REVENUE TOTALS	\$0.00
	EXPENSE TOTALS	\$15,850.00
		<hr/>
FUND 420 - SURPLUS FUNDS-ELECTION CONTRACTS Totals		(\$15,850.00)
FUND 422 - HAVA FUND		
REVENUE		
DEPT OR SOURCE 100 - SPECIAL REVENUE		
<i>Intergovernmental</i>		
350.7331	Intergovernmental Grant Funding - Federal	.00
	<i>Intergovernmental Totals</i>	<u>\$0.00</u>
	<i>Transfers In</i>	
711.7330	Required Match-Trans In Required Grant Match	.00
	<i>Transfers In Totals</i>	<u>\$0.00</u>
	DEPT OR SOURCE 100 - SPECIAL REVENUE Totals	<u>\$0.00</u>
	DEPT OR SOURCE 120 - SPECIAL REVENUE	
<i>Intergovernmental</i>		
350.7331	Intergovernmental Grant Funding - Federal	75,000.00
	<i>Intergovernmental Totals</i>	<u>\$75,000.00</u>
	<i>Transfers In</i>	
701.0420	Transfers in Transfer In Contract Elections	.00
	<i>Transfers In Totals</i>	<u>\$0.00</u>
	DEPT OR SOURCE 120 - SPECIAL REVENUE Totals	<u>\$75,000.00</u>



Budget Worksheet Report

Budget Year 2022

REVENUE TOTALS \$75,000.00

EXPENSE

DEPT OR SOURCE **100 - SPECIAL REVENUE**

Personnel Services

430.1315	Employees Election Early Voting Clerks	.00
430.1598	Employees Temporary Employees	.00
450.2010	Benefits Social Security/Medicare	.00
450.2040	Benefits Worker's Compensation Insurance	.00

Personnel Services Totals \$0.00

Operations

520.3100	Oper Exp Office Supplies / Minor Eqpt	.00
520.3110	Oper Exp Postage	.00
535.4350	Election Expenses Printing	.00
535.4840	Election Expenses Miscellaneous Election Expenses	.00
535.4844	Election Expenses Election Judges & Clerks	.00
535.4845	Election Expenses Election Ballots	.00
535.4846	Election Expenses Election Supplies	.00

Operations Totals \$0.00

Operations - Non Capital Assets

520.3657	Oper Exp Controlled Assets	.00
----------	----------------------------	-----

Operations - Non Capital Assets Totals \$0.00

Grant Expenses

582.4032	Grant Specific Expense Contractual	.00
----------	------------------------------------	-----


Grant Expenses Totals \$0.00

DEPT OR SOURCE **100 - SPECIAL REVENUE** Totals \$0.00

DEPT OR SOURCE **120 - SPECIAL REVENUE**

Operations

520.3340	Oper Exp Miscellaneous	7,000.00
520.3660	Oper Exp Computer Software	.00
520.4500	Oper Exp Repair Building Structures	6,000.00
520.4510	Oper Exp Repair Equip & Machinery	20,000.00



Budget Worksheet Report

Budget Year 2022

520.4812	Oper Exp Training & Conferences	.00
535.4840	Election Expenses Miscellaneous Election Expenses	37,000.00
535.4846	Election Expenses Election Supplies	5,000.00
	<i>Operations Totals</i>	<u>\$75,000.00</u>
<i>Operations - Non Capital Assets</i>		
520.3657	Oper Exp Controlled Assets	.00
	<i>Operations - Non Capital Assets Totals</i>	<u>\$0.00</u>
	DEPT OR SOURCE 120 - SPECIAL REVENUE Totals	<u>\$75,000.00</u>
DEPT OR SOURCE 491 - IA - HAVA PROGRAM REVENUE		
<i>Operations</i>		
520.3100	Oper Exp Office Supplies / Minor Eqpt	.00
520.3340	Oper Exp Miscellaneous	.00
520.4510	Oper Exp Repair Equip & Machinery	.00
520.4812	Oper Exp Training & Conferences	.00
	<i>Operations Totals</i>	<u>\$0.00</u>
	DEPT OR SOURCE 491 - IA - HAVA PROGRAM REVENUE	<u>\$0.00</u>
	EXPENSE TOTALS	<u>\$75,000.00</u>
FUND 422 - HAVA FUND Totals		
	REVENUE TOTALS	\$75,000.00
	EXPENSE TOTALS	\$75,000.00
		<u>\$0.00</u>
	FUND 422 - HAVA FUND Totals	<u>\$0.00</u>
FUND 427 - COUNTY CLERK OF COURT FUND		
REVENUE		
DEPT OR SOURCE 100 - SPECIAL REVENUE		
<i>Charges for Services</i>		
300.7420	Revenues County Court Costs	.00
	<i>Charges for Services Totals</i>	<u>\$0.00</u>
	DEPT OR SOURCE 100 - SPECIAL REVENUE Totals	<u>\$0.00</u>
	REVENUE TOTALS	<u>\$0.00</u>



Budget Worksheet Report

Budget Year 2022

FUND 427 - COUNTY CLERK OF COURT FUND Totals

REVENUE TOTALS \$0.00

FUND 427 - COUNTY CLERK OF COURT FUND Totals \$0.00

FUND 429 - DISTRICT CLERK OF COURT FUND

REVENUE

DEPT OR SOURCE 100 - SPECIAL REVENUE

Charges for Services

300.7420 Revenues County Court Costs .00

Charges for Services Totals \$0.00

DEPT OR SOURCE 100 - SPECIAL REVENUE Totals \$0.00

REVENUE TOTALS \$0.00

FUND 429 - DISTRICT CLERK OF COURT FUND Totals

REVENUE TOTALS \$0.00

FUND 429 - DISTRICT CLERK OF COURT FUND Totals \$0.00

FUND 430 - COURT REPORTER FEE (GC 51.601)

REVENUE

DEPT OR SOURCE 100 - SPECIAL REVENUE

Charges for Services

300.7407 Revenues Court Reporter Fee 35,000.00

300.7420 Revenues County Court Costs .00

Charges for Services Totals \$35,000.00

DEPT OR SOURCE 100 - SPECIAL REVENUE Totals \$35,000.00

REVENUE TOTALS \$35,000.00

EXPENSE

DEPT OR SOURCE 100 - SPECIAL REVENUE

Operations



Budget Worksheet Report

Budget Year 2022

520.4007	Oper Exp Court Reporter	55,000.00
	<i>Operations Totals</i>	<u>\$55,000.00</u>
DEPT OR SOURCE	100 - SPECIAL REVENUE Totals	<u>\$55,000.00</u>
	EXPENSE TOTALS	<u>\$55,000.00</u>

FUND	430 - COURT REPORTER FEE (GC 51.601) Totals	
	REVENUE TOTALS	\$35,000.00
	EXPENSE TOTALS	\$55,000.00

FUND	430 - COURT REPORTER FEE (GC 51.601) Totals	<u>(\$20,000.00)</u>
------	--	----------------------

FUND **431 - CHILD ABUSE PREVENTION FUND**

REVENUE

DEPT OR SOURCE **100 - SPECIAL REVENUE**

Charges for Services

300.7405	Revenues Fees of Office	10,000.00
	<i>Charges for Services Totals</i>	<u>\$10,000.00</u>
DEPT OR SOURCE	100 - SPECIAL REVENUE Totals	<u>\$10,000.00</u>
	REVENUE TOTALS	<u>\$10,000.00</u>

EXPENSE

DEPT OR SOURCE **100 - SPECIAL REVENUE**

Other Services

580.4938	Other Services Contribution to MHMR	5,000.00
	<i>Other Services Totals</i>	<u>\$5,000.00</u>
DEPT OR SOURCE	100 - SPECIAL REVENUE Totals	<u>\$5,000.00</u>
	EXPENSE TOTALS	<u>\$5,000.00</u>

FUND	431 - CHILD ABUSE PREVENTION FUND Totals	
	REVENUE TOTALS	\$10,000.00
	EXPENSE TOTALS	\$5,000.00



Budget Worksheet Report

Budget Year 2022

FUND 431 - CHILD ABUSE PREVENTION FUND Totals		\$5,000.00
FUND 432 - DIST CLK RECORDS ARCHIVE -GF		
REVENUE		
DEPT OR SOURCE 100 - SPECIAL REVENUE		
<i>Charges for Services</i>		
300.7424	Revenues Records Mgmt/ Preservation Fees	19,000.00
<i>Charges for Services Totals</i>		\$19,000.00
DEPT OR SOURCE 100 - SPECIAL REVENUE Totals		\$19,000.00
REVENUE TOTALS		\$19,000.00
EXPENSE		
DEPT OR SOURCE 100 - SPECIAL REVENUE		
<i>Operations</i>		
520.3355	Oper Exp Records Preservation	35,000.00
<i>Operations Totals</i>		\$35,000.00
DEPT OR SOURCE 100 - SPECIAL REVENUE Totals		\$35,000.00
EXPENSE TOTALS		\$35,000.00
FUND 432 - DIST CLK RECORDS ARCHIVE -GF Totals		
REVENUE TOTALS		\$19,000.00
EXPENSE TOTALS		\$35,000.00
FUND 432 - DIST CLK RECORDS ARCHIVE -GF Totals		(\$16,000.00)
FUND 433 - COURT RECORDS PRESERVATION-GF		
REVENUE		
DEPT OR SOURCE 100 - SPECIAL REVENUE		
<i>Charges for Services</i>		
300.7424	Revenues Records Mgmt/ Preservation Fees	23,000.00
<i>Charges for Services Totals</i>		\$23,000.00
DEPT OR SOURCE 100 - SPECIAL REVENUE Totals		\$23,000.00
REVENUE TOTALS		\$23,000.00

EXPENSE



Budget Worksheet Report

Budget Year 2022

DEPT OR SOURCE 100 - SPECIAL REVENUE

Operations

520.3355	Oper Exp Records Preservation	60,000.00
	<i>Operations Totals</i>	\$60,000.00
	DEPT OR SOURCE 100 - SPECIAL REVENUE Totals	\$60,000.00
	EXPENSE TOTALS	\$60,000.00

FUND 433 - COURT RECORDS PRESERVATION-GF Totals

REVENUE TOTALS	\$23,000.00
EXPENSE TOTALS	\$60,000.00

FUND 433 - COURT RECORDS PRESERVATION-GF Totals (\$37,000.00)

FUND 434 - JUDICIAL PROBATE EDUCATION FUND
REVENUE

DEPT OR SOURCE 100 - SPECIAL REVENUE

Charges for Services

300.7420	Revenues County Court Costs	.00
	<i>Charges for Services Totals</i>	\$0.00
	DEPT OR SOURCE 100 - SPECIAL REVENUE Totals	\$0.00
	REVENUE TOTALS	\$0.00

EXPENSE

DEPT OR SOURCE 100 - SPECIAL REVENUE

Operations

520.4812	Oper Exp Training & Conferences	.00
	<i>Operations Totals</i>	\$0.00
	DEPT OR SOURCE 100 - SPECIAL REVENUE Totals	\$0.00
	EXPENSE TOTALS	\$0.00

FUND 434 - JUDICIAL PROBATE EDUCATION FUND Totals

REVENUE TOTALS	\$0.00
-----------------------	--------



Budget Worksheet Report

Budget Year 2022

EXPENSE TOTALS \$0.00

FUND 434 - JUDICIAL PROBATE EDUCATION FUND Totals \$0.00

FUND 435 - ALTERNATIVE DISPUTE RESOLUTION

REVENUE

DEPT OR SOURCE 100 - SPECIAL REVENUE

Charges for Services

300.7406 Revenues Alternative Resolution Fee 23,000.00

300.7420 Revenues County Court Costs .00

Charges for Services Totals \$23,000.00

DEPT OR SOURCE 100 - SPECIAL REVENUE Totals \$23,000.00

REVENUE TOTALS \$23,000.00

EXPENSE

DEPT OR SOURCE 100 - SPECIAL REVENUE

Other Services

580.4070 Other Services Mediation Program 40,000.00

Other Services Totals \$40,000.00

DEPT OR SOURCE 100 - SPECIAL REVENUE Totals \$40,000.00

EXPENSE TOTALS \$40,000.00

FUND 435 - ALTERNATIVE DISPUTE RESOLUTION Totals

REVENUE TOTALS \$23,000.00

EXPENSE TOTALS \$40,000.00

FUND 435 - ALTERNATIVE DISPUTE RESOLUTION Totals (\$17,000.00)

FUND 436 - COURT-INITIATED GUARDIANSHIPS


REVENUE

DEPT OR SOURCE 100 - SPECIAL REVENUE

Charges for Services

300.7405 Revenues Fees of Office 8,500.00

300.7420 Revenues County Court Costs .00



Budget Worksheet Report

Budget Year 2022

Charges for Services Totals \$8,500.00

DEPT OR SOURCE **100 - SPECIAL REVENUE** Totals \$8,500.00

REVENUE TOTALS \$8,500.00

EXPENSE

DEPT OR SOURCE **100 - SPECIAL REVENUE**

Operations

520.4062 Oper Exp Guardian Ad-Litem 8,000.00

520.4064 Oper Exp Attorney Ad-Litem 17,000.00

Operations Totals \$25,000.00

DEPT OR SOURCE **100 - SPECIAL REVENUE** Totals \$25,000.00

EXPENSE TOTALS \$25,000.00

FUND **436 - COURT-INITIATED GUARDIANSHIPS** Totals

REVENUE TOTALS \$8,500.00

EXPENSE TOTALS \$25,000.00

FUND **436 - COURT-INITIATED GUARDIANSHIPS** Totals (\$16,500.00)

FUND **437 - CHILD SAFETY FEE-GF**

REVENUE

DEPT OR SOURCE **100 - SPECIAL REVENUE**

Charges for Services

300.7242 Revenues Child Safety Fee per TC 502.403 65,000.00

Charges for Services Totals \$65,000.00

DEPT OR SOURCE **100 - SPECIAL REVENUE** Totals \$65,000.00

REVENUE TOTALS \$65,000.00

EXPENSE

DEPT OR SOURCE **100 - SPECIAL REVENUE**

Other Services

580.4925 Other Services Child Welfare Board Support 27,500.00

580.4927 Other Services Childrens Advocacy Ctr Support 15,000.00

580.4928 Other Services Casa of Central Texas 15,000.00



Budget Worksheet Report

Budget Year 2022

580.4929	Other Services Family Violence Shelter	15,000.00
	<i>Other Services Totals</i>	\$72,500.00
DEPT OR SOURCE	100 - SPECIAL REVENUE Totals	\$72,500.00
	EXPENSE TOTALS	\$72,500.00

FUND 437 - CHILD SAFETY FEE-GF Totals

REVENUE TOTALS	\$65,000.00
EXPENSE TOTALS	\$72,500.00

FUND 437 - CHILD SAFETY FEE-GF Totals (\$7,500.00)

FUND 438 - LANGUAGE ACCESS FUND

REVENUE

DEPT OR SOURCE **100 - SPECIAL REVENUE**

Charges for Services

300.7420	Revenues County Court Costs	.00
	<i>Charges for Services Totals</i>	\$0.00
DEPT OR SOURCE	100 - SPECIAL REVENUE Totals	\$0.00
	REVENUE TOTALS	\$0.00

EXPENSE

DEPT OR SOURCE **100 - SPECIAL REVENUE**

Operations

520.4015	Oper Exp Witness / Trial Expenses	.00
	<i>Operations Totals</i>	\$0.00
DEPT OR SOURCE	100 - SPECIAL REVENUE Totals	\$0.00
	EXPENSE TOTALS	\$0.00

FUND 438 - LANGUAGE ACCESS FUND Totals

REVENUE TOTALS	\$0.00
EXPENSE TOTALS	\$0.00



Budget Worksheet Report

Budget Year 2022

FUND 438 - LANGUAGE ACCESS FUND Totals \$0.00

FUND 439 - CHILD WELFARE BOARD

REVENUE

DEPT OR SOURCE 100 - SPECIAL REVENUE

Intergovernmental

350.7348 Intergovernmental Guadalupe County .00

Intergovernmental Totals \$0.00

Charges for Services

300.7609 Revenues Juror Donations .00

Charges for Services Totals \$0.00

Interest Income

330.7610 Investment Income Interest Income .00

Interest Income Totals \$0.00

DEPT OR SOURCE 100 - SPECIAL REVENUE Totals \$0.00

REVENUE TOTALS \$0.00

FUND 439 - CHILD WELFARE BOARD Totals

REVENUE TOTALS \$0.00

FUND 439 - CHILD WELFARE BOARD Totals \$0.00

FUND 440 - SPECIALTY COURTS(WAS DRUG CT)-GF

REVENUE

DEPT OR SOURCE 100 - SPECIAL REVENUE

Charges for Services

300.7405 Revenues Fees of Office .00

300.7420 Revenues County Court Costs 13,000.00

300.7478 Revenues Restitution Received 1,000.00

Charges for Services Totals \$14,000.00

DEPT OR SOURCE 100 - SPECIAL REVENUE Totals \$14,000.00

DEPT OR SOURCE 110 - VETERANS TREATMENT COURT

Charges for Services



Budget Worksheet Report

Budget Year 2022

300.7609	Revenues Juror Donations	500.00
	<i>Charges for Services Totals</i>	<u>\$500.00</u>
DEPT OR SOURCE	110 - VETERANS TREATMENT COURT	<u>\$500.00</u>
	REVENUE TOTALS	<u>\$14,500.00</u>

EXPENSE

DEPT OR SOURCE **100 - SPECIAL REVENUE**

Operations

520.3100	Oper Exp Office Supplies / Minor Eqpt	.00
520.4260	Oper Exp Mileage/Travel non training	.00
520.4812	Oper Exp Training & Conferences	500.00
587.3910	Offender Services Drug Court Incentives	500.00
587.4053	Offender Services Treatment Services	4,000.00
587.4055	Offender Services Drug Testing/Toxicology	14,000.00
587.4063	Offender Services Monitoring Costs	7,500.00
	<i>Operations Totals</i>	<u>\$26,500.00</u>

Other Services

587.4054	Offender Services Life Skills Classes	1,000.00
	<i>Other Services Totals</i>	<u>\$1,000.00</u>
DEPT OR SOURCE	100 - SPECIAL REVENUE Totals	<u>\$27,500.00</u>

DEPT OR SOURCE **110 - VETERANS TREATMENT COURT**

Operations

520.3340	Oper Exp Miscellaneous	1,000.00
587.3910	Offender Services Drug Court Incentives	1,000.00
	<i>Operations Totals</i>	<u>\$2,000.00</u>
DEPT OR SOURCE	110 - VETERANS TREATMENT COURT	<u>\$2,000.00</u>
	EXPENSE TOTALS	<u>\$29,500.00</u>

FUND **440 - SPECIALTY COURTS(WAS DRUG CT)-GF Totals**

REVENUE TOTALS	\$14,500.00
EXPENSE TOTALS	\$29,500.00



Budget Worksheet Report

Budget Year 2022

FUND 440 - SPECIALTY COURTS(WAS DRUG CT)-GF Totals	(\$15,000.00)
<hr/>	
FUND 441 - TRUANCY PREVENTION& DIVERSION	
REVENUE	
DEPT OR SOURCE 100 - SPECIAL REVENUE	
Charges for Services	
300.7420 Revenues County Court Costs	26,000.00
Charges for Services Totals	\$26,000.00
DEPT OR SOURCE 100 - SPECIAL REVENUE Totals	\$26,000.00
REVENUE TOTALS	\$26,000.00
<hr/>	
FUND 441 - TRUANCY PREVENTION& DIVERSION Totals	
REVENUE TOTALS	\$26,000.00
<hr/>	
FUND 441 - TRUANCY PREVENTION& DIVERSION Totals	\$26,000.00
<hr/>	
FUND 443 - COURT FACILITY FEE FUND	
REVENUE	
DEPT OR SOURCE 100 - SPECIAL REVENUE	
Charges for Services	
300.7420 Revenues County Court Costs	.00
Charges for Services Totals	\$0.00
DEPT OR SOURCE 100 - SPECIAL REVENUE Totals	\$0.00
REVENUE TOTALS	\$0.00
<hr/>	
FUND 443 - COURT FACILITY FEE FUND Totals	
REVENUE TOTALS	\$0.00
<hr/>	
FUND 443 - COURT FACILITY FEE FUND Totals	\$0.00
<hr/>	
FUND 445 - CA PRE-TRIAL INTERVENTION PROG	
REVENUE	



Budget Worksheet Report

Budget Year 2022

DEPT OR SOURCE 100 - SPECIAL REVENUE

Charges for Services

300.7405	Revenues Fees of Office	20,000.00
	<i>Charges for Services Totals</i>	<u>\$20,000.00</u>
	DEPT OR SOURCE 100 - SPECIAL REVENUE Totals	<u>\$20,000.00</u>
	REVENUE TOTALS	<u>\$20,000.00</u>

EXPENSE

DEPT OR SOURCE 100 - SPECIAL REVENUE

Operations

587.4053	Offender Services Treatment Services	20,000.00
	<i>Operations Totals</i>	<u>\$20,000.00</u>
	DEPT OR SOURCE 100 - SPECIAL REVENUE Totals	<u>\$20,000.00</u>
	EXPENSE TOTALS	<u>\$20,000.00</u>

FUND 445 - CA PRE-TRIAL INTERVENTION PROG Totals

REVENUE TOTALS \$20,000.00

EXPENSE TOTALS \$20,000.00

FUND 445 - CA PRE-TRIAL INTERVENTION PROG Totals \$0.00

FUND 446 - COUNTY ATTORNEY STATE FORFEITURE

REVENUE

DEPT OR SOURCE 100 - SPECIAL REVENUE

Fines & Forfeitures

300.7542	Revenues Forfeiture Proceeds	50,000.00
300.7656	Revenues Sale of Forfeited Property	.00
	<i>Fines & Forfeitures Totals</i>	<u>\$50,000.00</u>

Interest Income

330.7610	Investment Income Interest Income	.00
	<i>Interest Income Totals</i>	<u>\$0.00</u>

DEPT OR SOURCE 100 - SPECIAL REVENUE Totals \$50,000.00

REVENUE TOTALS \$50,000.00



Budget Worksheet Report

Budget Year 2022

EXPENSE

DEPT OR SOURCE **100 - SPECIAL REVENUE**

Personnel Services

430.1030	Employees Salaried Exempt	.00
430.1060	Employees Supplemental Pay	16,000.00
430.1610	Employees Longevity	.00
450.2010	Benefits Social Security/Medicare	1,225.00
450.2020	Benefits Group Medical Insurance	.00
450.2030	Benefits Retirement	1,971.00
450.2040	Benefits Worker's Compensation Insurance	21.00

Personnel Services Totals \$19,217.00

Operations

520.3100	Oper Exp Office Supplies / Minor Eqpt	4,000.00
520.3340	Oper Exp Miscellaneous	5,000.00
520.3341	Oper Exp Crime Prevention	2,500.00
520.4812	Oper Exp Training & Conferences	15,000.00

Operations Totals \$26,500.00

Operations - Non Capital Assets

520.3657	Oper Exp Controlled Assets	.00
----------	----------------------------	-----

Operations - Non Capital Assets Totals \$0.00

Other Services

580.4927	Other Services Childrens Advocacy Ctr Support	10,000.00
580.4929	Other Services Family Violence Shelter	2,500.00

Other Services Totals \$12,500.00

Capital Outlay

595.5730	Capital Outlay Vehicles	.00
----------	-------------------------	-----

Capital Outlay Totals \$0.00

DEPT OR SOURCE **100 - SPECIAL REVENUE Totals** \$58,217.00

EXPENSE TOTALS \$58,217.00

FUND **446 - COUNTY ATTORNEY STATE FORFEITURE Totals**



Budget Worksheet Report

Budget Year 2022

REVENUE TOTALS \$50,000.00
EXPENSE TOTALS \$58,217.00

FUND 446 - COUNTY ATTORNEY STATE FORFEITURE Totals (\$8,217.00)

FUND 447 - COUNTY ATTORNEY STATE FUNDS

REVENUE

DEPT OR SOURCE 100 - SPECIAL REVENUE

Intergovernmental

350.7366 Intergovernmental State Funding 22,500.00

Intergovernmental Totals 22,500.00

DEPT OR SOURCE 100 - SPECIAL REVENUE Totals 22,500.00

REVENUE TOTALS 22,500.00

EXPENSE

DEPT OR SOURCE 100 - SPECIAL REVENUE

Operations

520.3100 Oper Exp Office Supplies / Minor Eqpt 11,500.00

520.3110 Oper Exp Postage 3,500.00

520.3857 Oper Exp Law Books/CD's 7,500.00

520.4621 Oper Exp Lease - Copier .00

Operations Totals 22,500.00

Operations - Non Capital Assets

520.3657 Oper Exp Controlled Assets .00

Operations - Non Capital Assets Totals \$0.00

DEPT OR SOURCE 100 - SPECIAL REVENUE Totals 22,500.00

EXPENSE TOTALS 22,500.00

FUND 447 - COUNTY ATTORNEY STATE FUNDS Totals

REVENUE TOTALS 22,500.00

EXPENSE TOTALS 22,500.00



Budget Worksheet Report

Budget Year 2022

FUND 447 - COUNTY ATTORNEY STATE FUNDS Totals		\$0.00
<hr/>		
FUND 453 - CONSTABLE 3 STATE FORFEITURE		
EXPENSE		
DEPT OR SOURCE 100 - SPECIAL REVENUE		
Operations		
520.3100	Oper Exp Office Supplies / Minor Eqpt	50.00
520.3340	Oper Exp Miscellaneous	657.00
520.3630	Oper Exp Small Tools / Minor Equipment	510.00
520.3757	Oper Exp Vehicle Equipment	150.00
520.4540	Oper Exp Vehicle Repair & Maintenance	47.00
520.4812	Oper Exp Training & Conferences	5.00
	<i>Operations Totals</i>	<hr/> \$1,419.00
Operations - Non Capital Assets		
520.3657	Oper Exp Controlled Assets	.00
	<i>Operations - Non Capital Assets Totals</i>	<hr/> \$0.00
	DEPT OR SOURCE 100 - SPECIAL REVENUE Totals	<hr/> \$1,419.00
	EXPENSE TOTALS	<hr/> \$1,419.00
<hr/>		
FUND 453 - CONSTABLE 3 STATE FORFEITURE Totals		
	EXPENSE TOTALS	\$1,419.00
<hr/>		
FUND 453 - CONSTABLE 3 STATE FORFEITURE Totals		(\$1,419.00)
<hr/>		
FUND 480 - HOTEL OCCUPANCY		
REVENUE		
DEPT OR SOURCE 100 - SPECIAL REVENUE		
Sales Tax		
300.7340	Revenues Hotel Occupancy Tax	300,000.00
	<i>Sales Tax Totals</i>	<hr/> \$300,000.00
	DEPT OR SOURCE 100 - SPECIAL REVENUE Totals	<hr/> \$300,000.00
	REVENUE TOTALS	<hr/> \$300,000.00
<hr/>		
EXPENSE		
DEPT OR SOURCE 100 - SPECIAL REVENUE		



Budget Worksheet Report

Budget Year 2022

Operations

520.4500	Oper Exp Repair Building Structures	10,000.00
	<i>Operations Totals</i>	\$10,000.00
DEPT OR SOURCE	100 - SPECIAL REVENUE Totals	\$10,000.00
	EXPENSE TOTALS	\$10,000.00

FUND	480 - HOTEL OCCUPANCY Totals	
	REVENUE TOTALS	\$300,000.00
	EXPENSE TOTALS	\$10,000.00

FUND	480 - HOTEL OCCUPANCY Totals	\$290,000.00
------	-------------------------------------	--------------

FUND 487 - COUNTY COURT RECORDS MGT FUND

REVENUE

DEPT OR SOURCE **100 - SPECIAL REVENUE**

Charges for Services

300.7420	Revenues County Court Costs	.00
	<i>Charges for Services Totals</i>	\$0.00
DEPT OR SOURCE	100 - SPECIAL REVENUE Totals	\$0.00
	REVENUE TOTALS	\$0.00

FUND	487 - COUNTY COURT RECORDS MGT FUND Totals	
	REVENUE TOTALS	\$0.00

FUND	487 - COUNTY COURT RECORDS MGT FUND Totals	\$0.00
------	---	--------

FUND 489 - DISTRICT COURT RECORDS MGT FUND

REVENUE

DEPT OR SOURCE **100 - SPECIAL REVENUE**

Charges for Services

300.7420	Revenues County Court Costs	.00
	<i>Charges for Services Totals</i>	\$0.00



Budget Worksheet Report

Budget Year 2022

DEPT OR SOURCE	100 - SPECIAL REVENUE Totals	\$0.00
	REVENUE TOTALS	\$0.00

FUND	489 - DISTRICT COURT RECORDS MGT FUND Totals	
	REVENUE TOTALS	\$0.00

FUND	489 - DISTRICT COURT RECORDS MGT FUND Totals	\$0.00
------	--	--------

FUND 498 - BAIL BOND SECURITY FUND
REVENUE

DEPT OR SOURCE 100 - SPECIAL REVENUE

Licenses and Permits

300.7265	Revenues Bond License Application	2,000.00
300.7267	Revenues Bond ID Card Fee	100.00
	<i>Licenses and Permits Totals</i>	\$2,100.00
DEPT OR SOURCE	100 - SPECIAL REVENUE Totals	\$2,100.00
	REVENUE TOTALS	\$2,100.00

EXPENSE

DEPT OR SOURCE 100 - SPECIAL REVENUE

Operations

520.3100	Oper Exp Office Supplies / Minor Eqpt	100.00
520.3340	Oper Exp Miscellaneous	100.00
520.4812	Oper Exp Training & Conferences	3,500.00
	<i>Operations Totals</i>	\$3,700.00
DEPT OR SOURCE	100 - SPECIAL REVENUE Totals	\$3,700.00
	EXPENSE TOTALS	\$3,700.00

FUND	498 - BAIL BOND SECURITY FUND Totals	
	REVENUE TOTALS	\$2,100.00
	EXPENSE TOTALS	\$3,700.00



Budget Worksheet Report

Budget Year 2022

FUND 498 - BAIL BOND SECURITY FUND Totals (\$1,600.00)

FUND 499 - EMPLOYEE FUND-GF

REVENUE

DEPT OR SOURCE 100 - SPECIAL REVENUE

Miscellaneous

300.7680 Revenues Proceeds from Vending Machines 250.00

Miscellaneous Totals \$250.00

DEPT OR SOURCE 100 - SPECIAL REVENUE Totals \$250.00

REVENUE TOTALS \$250.00

EXPENSE

DEPT OR SOURCE 100 - SPECIAL REVENUE

Operations

580.4991 Other Services Recognition Awards 5,000.00

580.4999 Other Services Misc Disbursements 100.00

Operations Totals \$5,100.00

Other Services

580.4994 Other Services Funeral Flowers-Staff/Officials 100.00

Other Services Totals \$100.00

DEPT OR SOURCE 100 - SPECIAL REVENUE Totals \$5,200.00

EXPENSE TOTALS \$5,200.00

FUND 499 - EMPLOYEE FUND-GF Totals

REVENUE TOTALS \$250.00

EXPENSE TOTALS \$5,200.00

FUND 499 - EMPLOYEE FUND-GF Totals (\$4,950.00)

FUND 500 - SPECIAL VIT INTEREST FUND

REVENUE

DEPT OR SOURCE 100 - SPECIAL REVENUE

Interest Income

330.7610 Investment Income Interest Income .00



Budget Worksheet Report

Budget Year 2022

Interest Income Totals \$0.00

DEPT OR SOURCE **100 - SPECIAL REVENUE** Totals \$0.00

REVENUE TOTALS \$0.00

EXPENSE

DEPT OR SOURCE **100 - SPECIAL REVENUE**

Operations

520.3340 Oper Exp Miscellaneous .00

Operations Totals \$0.00

Operations - Non Capital Assets

520.3657 Oper Exp Controlled Assets .00

Operations - Non Capital Assets Totals \$0.00

DEPT OR SOURCE **100 - SPECIAL REVENUE** Totals \$0.00

EXPENSE TOTALS \$0.00

FUND **500 - SPECIAL VIT INTEREST FUND** Totals

REVENUE TOTALS \$0.00

EXPENSE TOTALS \$0.00

FUND **500 - SPECIAL VIT INTEREST FUND** Totals \$0.00

FUND **501 - COUNTY ATTORNEY HOT CHECK FEES**

REVENUE

DEPT OR SOURCE **100 - SPECIAL REVENUE**

Charges for Services

300.7488 Revenues Hot Check Fee .00

Charges for Services Totals \$0.00

DEPT OR SOURCE **100 - SPECIAL REVENUE** Totals \$0.00

REVENUE TOTALS \$0.00

FUND **501 - COUNTY ATTORNEY HOT CHECK FEES** Totals

REVENUE TOTALS \$0.00



Budget Worksheet Report

Budget Year 2022

FUND 501 - COUNTY ATTORNEY HOT CHECK FEES Totals		\$0.00
<hr/>		
FUND 600 - DEBT SERVICE		
REVENUE		
DEPT OR SOURCE 680 - DEBT SERVICE		
<i>Property Taxes</i>		
300.7110	Revenues Current Taxes / Real Property	2,615,139.00
300.7120	Revenues Delinquent Taxes / Real Property	20,000.00
300.7130	Revenues Penalty & Interest	19,000.00
<i>Property Taxes Totals</i>		<hr/> \$2,654,139.00
<i>Interest Income</i>		
330.7610	Investment Income Interest Income	3,000.00
<i>Interest Income Totals</i>		<hr/> \$3,000.00
DEPT OR SOURCE 680 - DEBT SERVICE Totals		<hr/> \$2,657,139.00
REVENUE TOTALS		<hr/> \$2,657,139.00
EXPENSE		
DEPT OR SOURCE 680 - DEBT SERVICE		
<i>Debt Service</i>		
685.6100	Cert of Obligation Series 2013 Principal Payment	1,240,000.00
685.6500	Cert of Obligation Series 2013 Interest Payment	32,725.00
685.6900	Cert of Obligation Series 2013 Other Expenses	1,000.00
686.6100	2014 Refunding Bonds Principal Payment	.00
686.6500	2014 Refunding Bonds Interest Payment	.00
687.6100	Tax Notes, Series 2017 Principal Payment	1,090,000.00
687.6500	Tax Notes, Series 2017 Interest Payment	74,767.00
687.6900	Tax Notes, Series 2017 Other Expenses	600.00
688.6100	Tax Notes, Series 2020 Principal Payment	150,000.00
688.6500	Tax Notes, Series 2020 Interest Payment	67,447.00
688.6900	Tax Notes, Series 2020 Other Expenses	600.00
<i>Debt Service Totals</i>		<hr/> \$2,657,139.00
DEPT OR SOURCE 680 - DEBT SERVICE Totals		<hr/> \$2,657,139.00
EXPENSE TOTALS		<hr/> \$2,657,139.00



Budget Worksheet Report

Budget Year 2022

FUND 600 - DEBT SERVICE Totals

REVENUE TOTALS	\$2,657,139.00
EXPENSE TOTALS	\$2,657,139.00

FUND 600 - DEBT SERVICE Totals \$0.00

FUND 700 - CAPITAL PROJECT FUND

REVENUE

Transfers In

701.0100	Transfers in Transfer in from General Fund	2,775,000.00
	<i>Transfers In Totals</i>	<u>\$2,775,000.00</u>
	REVENUE TOTALS	<u>\$2,775,000.00</u>

EXPENSE

Operations

520.3659	Oper Exp Election Equipment	.00
520.4933	Oper Exp Transportation Project Match	2,000,000.00
	<i>Operations Totals</i>	<u>\$2,000,000.00</u>

Capital Outlay

595.5100	Capital Outlay LAND PURCHASE	1,000,000.00
595.5303	Capital Outlay ELECTION BUILDING	.00
595.5305	Capital Outlay JUSTICE CENTER	.00
595.5309	Capital Outlay ADMIN BLDG REMODEL	200,000.00
595.5315	Capital Outlay SCHERTZ BUILDING	.00
595.5316	Capital Outlay JUVENILE BUILDING IMPROVEMENTS	.00
595.5318	Capital Outlay LAW ENFORCE CTR ADDITION/REMODEL	.00
595.5320	Capital Outlay RADIO COMMUNICATION SYSTEM	.00
595.5322	Capital Outlay JUSTICE OF THE PEACE BLDG	.00
595.5327	Capital Outlay DEVELOPMENT/PERMITS BLDG	135,750.00
595.5328	Capital Outlay VETERANS CENTER	1,635,750.00
595.5710	Capital Outlay Equipment & Machinery	.00
595.5730	Capital Outlay Vehicles	.00



Budget Worksheet Report

Budget Year 2022

<i>Capital Outlay Totals</i>	\$2,971,500.00
EXPENSE TOTALS	\$4,971,500.00

FUND 700 - CAPITAL PROJECT FUND Totals

REVENUE TOTALS	\$2,775,000.00
EXPENSE TOTALS	\$4,971,500.00

FUND 700 - CAPITAL PROJECT FUND Totals	(\$2,196,500.00)
--	------------------

FUND 701 - TAX NOTES 2020/2017/2013

REVENUE

Interest Income

330.7610	Investment Income Interest Income	.00
	<i>Interest Income Totals</i>	\$0.00
	REVENUE TOTALS	\$0.00

EXPENSE

Capital Outlay

595.5315	Capital Outlay SCHERTZ BUILDING	.00
595.5318	Capital Outlay LAW ENFORCE CTR ADDITION/REMODEL	.00
595.5322	Capital Outlay JUSTICE OF THE PEACE BLDG	2,000,000.00
595.5327	Capital Outlay DEVELOPMENT/PERMITS BLDG	5,000,000.00
595.5328	Capital Outlay VETERANS CENTER	1,364,250.00
	<i>Capital Outlay Totals</i>	\$8,364,250.00
	EXPENSE TOTALS	\$8,364,250.00

FUND 701 - TAX NOTES 2020/2017/2013 Totals

REVENUE TOTALS	\$0.00
EXPENSE TOTALS	\$8,364,250.00

FUND 701 - TAX NOTES 2020/2017/2013 Totals	(\$8,364,250.00)
--	------------------

FUND 702 - DEPT OF HOMELAND SECURITY(FEMA)



Budget Worksheet Report

Budget Year 2022

EXPENSE

DEPT OR SOURCE **100 - SPECIAL REVENUE**

Operations

520.3340 Oper Exp Miscellaneous .00

Operations Totals \$0.00

Operations - Non Capital Assets

520.3657 Oper Exp Controlled Assets .00

Operations - Non Capital Assets Totals \$0.00

DEPT OR SOURCE **100 - SPECIAL REVENUE Totals** \$0.00

EXPENSE TOTALS \$0.00

FUND **702 - DEPT OF HOMELAND SECURITY(FEMA) Totals**

EXPENSE TOTALS \$0.00

FUND **702 - DEPT OF HOMELAND SECURITY(FEMA) Totals** \$0.00

FUND **714 - RECOVERY FUND GRANTS**

REVENUE

DEPT OR SOURCE **930 - AMERICAN RESCUE PLAN**

Intergovernmental

350.7331 Intergovernmental Grant Funding - Federal 5,523,142.00

Intergovernmental Totals \$5,523,142.00

DEPT OR SOURCE **930 - AMERICAN RESCUE PLAN Totals** \$5,523,142.00

REVENUE TOTALS \$5,523,142.00

EXPENSE

DEPT OR SOURCE **930 - AMERICAN RESCUE PLAN**

SUB-DEPARTMENT **40 - COVID-19 Response**

Operations

582.0024 Grant Specific Expense Medical Staff/Paramedics - GRMC 100,000.00

Operations Totals \$100,000.00

SUB-DEPARTMENT **40 - COVID-19 Response Totals** \$100,000.00

SUB-DEPARTMENT **41 - Essential Workers**

Personnel Services



Budget Worksheet Report

Budget Year 2022

420.1612	Appointed Officials Premium Pay	9,000.00
430.1612	Employees Premium Pay	1,611,000.00
450.2010	Benefits Social Security/Medicare	123,930.00
450.2030	Benefits Retirement	199,584.00
450.2040	Benefits Worker's Compensation Insurance	32,400.00
	<i>Personnel Services Totals</i>	<hr/> \$1,975,914.00 <hr/>
	SUB-DEPARTMENT 41 - Essential Workers Totals	\$1,975,914.00
	SUB-DEPARTMENT 42 - Essential Workers County Funded	
	<i>Personnel Services</i>	
410.1612	Elected Officials Premium Pay	63,000.00
420.1612	Appointed Officials Premium Pay	18,000.00
430.1612	Employees Premium Pay	93,000.00
450.2010	Benefits Social Security/Medicare	13,311.00
450.2030	Benefits Retirement	21,437.00
450.2040	Benefits Worker's Compensation Insurance	3,480.00
	<i>Personnel Services Totals</i>	<hr/> \$212,228.00 <hr/>
	SUB-DEPARTMENT 42 - Essential Workers County Funded	\$212,228.00
	SUB-DEPARTMENT 43 - Public Health/Economic Impact	
	<i>Operations</i>	
582.0032	Grant Specific Expense Volunteer Fire Departments	.00
582.0034	Grant Specific Expense Food Bank	.00
	<i>Operations Totals</i>	<hr/> \$0.00 <hr/>
	<i>Capital Outlay</i>	
582.0021	Grant Specific Expense CAD/RMS System	2,000,000.00
582.0022	Grant Specific Expense Remote Access Ruggedized Laptops	585,000.00
582.0023	Grant Specific Expense Radio / Communication Tower	650,000.00
582.0025	Grant Specific Expense Emergency Response Centers & Fire	.00
582.0026	Grant Specific Expense Warehouse / EOC	.00
582.0027	Grant Specific Expense Land	.00
582.0031	Grant Specific Expense Hospital - GRMC	.00
	<i>Capital Outlay Totals</i>	<hr/> \$3,235,000.00 <hr/>



Budget Worksheet Report

Budget Year 2022

SUB-DEPARTMENT 43 - Public Health/Economic Impact		\$3,235,000.00
SUB-DEPARTMENT 44 - Revenue Loss Funding		
<i>Operations</i>		
582.0028	Grant Specific Expense County & District Clerk Software	.00
582.4022	Grant Specific Expense Grant Administrator	.00
<i>Operations Totals</i>		\$0.00
<i>Capital Outlay</i>		
582.0029	Grant Specific Expense Public Safety Fleet Replacement	.00
582.0030	Grant Specific Expense Upgrade Network Infrastructure	.00
582.0033	Grant Specific Expense Traffic Blocker	.00
595.5740	Capital Outlay Fire Trucks	.00
<i>Capital Outlay Totals</i>		\$0.00
SUB-DEPARTMENT 44 - Revenue Loss Funding Totals		\$0.00
DEPT OR SOURCE 930 - AMERICAN RESCUE PLAN Totals		\$5,523,142.00
EXPENSE TOTALS		\$5,523,142.00
FUND 714 - RECOVERY FUND GRANTS Totals		
REVENUE TOTALS		\$5,523,142.00
EXPENSE TOTALS		\$5,523,142.00
FUND 714 - RECOVERY FUND GRANTS Totals		\$0.00
FUND 800 - JAIL COMMISSARY FUND		
REVENUE		
DEPT OR SOURCE 100 - SPECIAL REVENUE		
<i>Charges for Services</i>		
300.7637	Revenues Taxable Sales	100,000.00
300.7639	Revenues Non Taxable Sales	240,000.00
<i>Charges for Services Totals</i>		\$340,000.00
<i>Interest Income</i>		
330.7610	Investment Income Interest Income	200.00
<i>Interest Income Totals</i>		\$200.00



Budget Worksheet Report

Budget Year 2022

DEPT OR SOURCE	100 - SPECIAL REVENUE Totals	\$340,200.00
	REVENUE TOTALS	\$340,200.00

EXPENSE

DEPT OR SOURCE 100 - SPECIAL REVENUE

Operations

518.3410	Purchases for Resale Commissary Inventory	250,000.00
518.3412	Purchases for Resale Postage/Stamped Envelopes	15,000.00
520.3112	Oper Exp Postage for Indigent Inmates	8,000.00
520.3113	Oper Exp Supplies for Indigent Inmates	4,000.00
520.3335	Oper Exp Detainee/Prisoner Uniforms	.00
520.3340	Oper Exp Miscellaneous	5,000.00
520.3345	Oper Exp Personal Hygiene	25,000.00
520.3857	Oper Exp Law Books/CD's	15,000.00
520.4215	Oper Exp Automated Telephone System	11,000.00
520.4520	Oper Exp Repair Office & Misc Equipment	8,000.00
	<i>Operations Totals</i>	\$341,000.00

Operations - Non Capital Assets

520.3657	Oper Exp Controlled Assets	.00
	<i>Operations - Non Capital Assets Totals</i>	\$0.00

Capital Outlay

595.5710	Capital Outlay Equipment & Machinery	35,000.00
	<i>Capital Outlay Totals</i>	\$35,000.00

DEPT OR SOURCE	100 - SPECIAL REVENUE Totals	\$376,000.00
	EXPENSE TOTALS	\$376,000.00

FUND 800 - JAIL COMMISSARY FUND Totals

REVENUE TOTALS	\$340,200.00
EXPENSE TOTALS	\$376,000.00

FUND 800 - JAIL COMMISSARY FUND Totals	(\$35,800.00)
--	---------------

FUND 850 - EMPLOYEE HEALTH BENEFITS



Budget Worksheet Report

Budget Year 2022

REVENUE

DEPT OR SOURCE 698 - MEDICAL / DENTAL INSURANCE

Revenues Collected

380.7800	Contributions & Premiums Employer Contributions	5,600,000.00
380.7825	Contributions & Premiums Prescription Rx Rebate	385,000.00

Revenues Collected Totals **\$5,985,000.00**

Charges for Services

380.7810	Contributions & Premiums Employee Contributions -	830,000.00
380.7812	Medical Contributions & Premiums Employee Contributions-Dental	280,000.00
380.7820	Contributions & Premiums Cobra Payments	100,000.00

Charges for Services Totals **\$1,210,000.00**

Miscellaneous

300.7605	Revenues Miscellaneous Revenue	100.00
----------	--------------------------------	--------

Miscellaneous Totals **\$100.00**

Interest Income

330.7610	Investment Income Interest Income	35,000.00
----------	-----------------------------------	-----------

Interest Income Totals **\$35,000.00**

DEPT OR SOURCE 698 - MEDICAL / DENTAL INSURANCE **\$7,230,100.00**

REVENUE TOTALS **\$7,230,100.00**

EXPENSE

DEPT OR SOURCE 698 - MEDICAL / DENTAL INSURANCE


Operations

520.3110	Oper Exp Postage	1,500.00
520.4030	Oper Exp Consulting Services	68,000.00

Operations Totals **\$69,500.00**

Other Services

500.2021	Employee Benefit Payments Premium Term Life / AD&D	19,500.00
500.2022	Employee Benefit Payments TAC Benefit Pool Costs	1,335,000.00
500.2026	Employee Benefit Payments Premium Vision Care-	7,000.00
500.2027	County Share Employee Benefit Payments Medical Claims / Employees	2,400,000.00
500.2028	Employee Benefit Payments Medical Claims / Dependents	1,800,000.00



Budget Worksheet Report

Budget Year 2022

500.2029	Employee Benefit Payments	Medical Claims / Prescriptions	1,400,000.00
500.2033	Employee Benefit Payments	Dental Claims / Employees	135,000.00
500.2034	Employee Benefit Payments	Dental Claims / Dependents	170,000.00
500.2035	Employee Benefit Payments	Wellness Program	26,000.00
500.2037	Employee Benefit Payments	Prescription Card Admin Fee	25,000.00
500.2038	Employee Benefit Payments	Cobra / Hippa Fees	8,000.00
500.2040	Employee Benefit Payments	EBA Enrollment Platform	6,000.00
500.2041	Employee Benefit Payments	Disability Insurance	.00
500.2043	Employee Benefit Payments	Flexible Spending FSA Admin Fee	15,000.00
500.2063	Employee Benefit Payments	Federal Fees & Taxes	5,000.00
500.2064	Employee Benefit Payments	EAP Service Fee	9,000.00
<i>Other Services Totals</i>			\$7,360,500.00
DEPT OR SOURCE 698 - MEDICAL / DENTAL INSURANCE			\$7,430,000.00
EXPENSE TOTALS			\$7,430,000.00
FUND 850 - EMPLOYEE HEALTH BENEFITS Totals			
REVENUE TOTALS			\$7,230,100.00
EXPENSE TOTALS			\$7,430,000.00
FUND 850 - EMPLOYEE HEALTH BENEFITS Totals			(\$199,900.00)
FUND 855 - WORKERS' COMPENSATION FUND			
REVENUE			
DEPT OR SOURCE 699 - WORKERS COMPENSATION			
<i>Revenues Collected</i>			
380.7800	Contributions & Premiums	Employer Contributions	350,950.00
<i>Revenues Collected Totals</i>			\$350,950.00
<i>Interest Income</i>			
330.7610	Investment Income	Interest Income	400.00
<i>Interest Income Totals</i>			\$400.00
DEPT OR SOURCE 699 - WORKERS COMPENSATION Totals			\$351,350.00
REVENUE TOTALS			\$351,350.00



Budget Worksheet Report

Budget Year 2022

EXPENSE

DEPT OR SOURCE **699 - WORKERS COMPENSATION**

Operations

520.4820	Oper Exp Insurance other than fleet	350,000.00
<i>Operations Totals</i>		<u>\$350,000.00</u>

Other Services

500.2024	Employee Benefit Payments Monthly Claims Administration	350.00
500.2027	Employee Benefit Payments Medical Claims / Employees	1,000.00
<i>Other Services Totals</i>		<u>\$1,350.00</u>

DEPT OR SOURCE 699 - WORKERS COMPENSATION Totals	<u>\$351,350.00</u>
EXPENSE TOTALS	<u>\$351,350.00</u>

FUND **855 - WORKERS' COMPENSATION FUND** Totals

REVENUE TOTALS	\$351,350.00
EXPENSE TOTALS	\$351,350.00

FUND 855 - WORKERS' COMPENSATION FUND Totals	<u>\$0.00</u>
---	---------------

FUND **899 - MISCELLANEOUS SHORT TERM GRANTS**

REVENUE

DEPT OR SOURCE **905 - TRAVIS COUNTY SCATTF GRANT**

Intergovernmental

350.7469	Intergovernmental Reimbursement / Auto Theft Task	92,728.00
<i>Intergovernmental Totals</i>		<u>\$92,728.00</u>

Transfers In

711.7330	Required Match-Trans In Required Grant Match	45,313.00
<i>Transfers In Totals</i>		<u>\$45,313.00</u>

DEPT OR SOURCE 905 - TRAVIS COUNTY SCATTF GRANT	<u>\$138,041.00</u>
--	---------------------

DEPT OR SOURCE **944 - ROAD & BRIDGE GRANTS**

SUB-DEPARTMENT **B1 - TXVEMP CLASS 4-7**

Intergovernmental

350.7366	Intergovernmental State Funding	.00
----------	---------------------------------	-----



Budget Worksheet Report

Budget Year 2022

Intergovernmental Totals \$0.00

Transfers In

711.0200 Required Match-Trans In Required Match from .00
Road & Bridge

Transfers In Totals \$0.00

SUB-DEPARTMENT **B1 - TXVEMP CLASS 4-7** Totals \$0.00

DEPT OR SOURCE **944 - ROAD & BRIDGE GRANTS** Totals \$0.00

REVENUE TOTALS \$138,041.00

EXPENSE

DEPT OR SOURCE **905 - TRAVIS COUNTY SCATTF GRANT**

Personnel Services

430.1040	Employees Hourly Employees	94,637.00
430.1054	Employees Certification Supplement	3,250.00
430.1610	Employees Longevity	.00
440.1599	Other Pay Holiday Pay	4,575.00
440.1625	Other Pay Uniform/Clothing/Boot Allowance	675.00
450.2010	Benefits Social Security/Medicare	7,325.00
450.2020	Benefits Group Medical Insurance	15,912.00
450.2030	Benefits Retirement	10,304.00
450.2040	Benefits Worker's Compensation Insurance	1,363.00

Personnel Services Totals \$138,041.00

DEPT OR SOURCE **905 - TRAVIS COUNTY SCATTF GRANT** \$138,041.00

DEPT OR SOURCE **944 - ROAD & BRIDGE GRANTS**

SUB-DEPARTMENT **B1 - TXVEMP CLASS 4-7**

Capital Outlay

595.5730 Capital Outlay Vehicles .00


Capital Outlay Totals \$0.00

SUB-DEPARTMENT **B1 - TXVEMP CLASS 4-7** Totals \$0.00

DEPT OR SOURCE **944 - ROAD & BRIDGE GRANTS** Totals \$0.00

EXPENSE TOTALS \$138,041.00

FUND **899 - MISCELLANEOUS SHORT TERM GRANTS** Totals



Budget Worksheet Report

Budget Year 2022

REVENUE TOTALS	\$138,041.00
EXPENSE TOTALS	\$138,041.00

FUND 899 - MISCELLANEOUS SHORT TERM GRANTS Totals	\$0.00
---	--------

Net Grand Totals	
REVENUE GRAND TOTALS	\$104,897,970.00
EXPENSE GRAND TOTALS	\$118,818,655.00

Net Grand Totals	(\$13,920,685.00)
------------------	-------------------